

Total Active Registered Persons Of Concern **23,308**



23,301

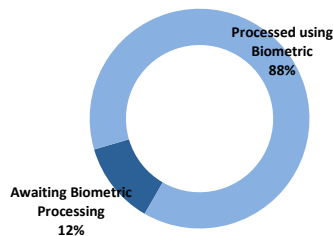
100.0%



7

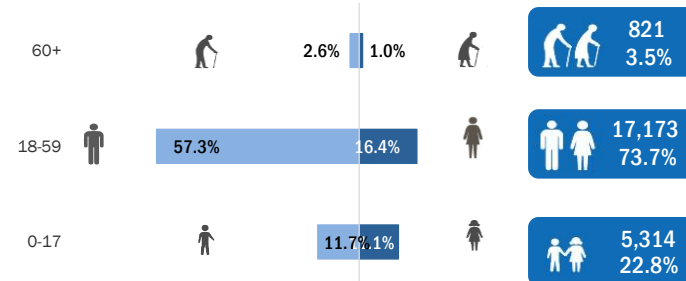
0.0%

Biometric Statistics (IRIS)



UNHCR Jordan

Age-Gender Breakdown



Standard Age and Gender

| Age | 0-4 | 5-11 | 12-17 | 18-35 | 36-59 | 60+ | Total | % |
|--------------|--------------|--------------|--------------|---------------|--------------|------------|---------------|-------------|
| Female | 958 | 1,002 | 629 | 2,519 | 1,294 | 224 | 6,626 | 28.4% |
| Male | 990 | 1,026 | 709 | 9,120 | 4,240 | 597 | 16,682 | 71.6% |
| Total | 1,948 | 2,028 | 1,338 | 11,639 | 5,534 | 821 | 23,308 | 100% |
| | 8.4% | 8.7% | 5.7% | 49.9% | 23.7% | 3.5% | | |

Origion Country

| | | |
|--------|--------|-------|
| YEM | 14,770 | 63.4% |
| SUD | 6,107 | 26.2% |
| SOM | 745 | 3.2% |
| Other* | 1,686 | 7.2% |

Specific Needs

| | | |
|--|--------------|--------------|
| Serious medical condition | 2,601 | 11.2% |
| Disability | 1,182 | 5.1% |
| Specific legal and physical protection needs | 856 | 3.7% |
| Woman at risk | 590 | 2.5% |
| Child at risk | 326 | 1.4% |
| Single parent | 286 | 1.2% |
| Older person at risk | 116 | 0.5% |
| Unaccompanied or separated child | 87 | 0.4% |
| Individuals with Specific Needs | 4,172 | 17.9% |
| Total | 6,044 | 25.9% |

* An individual can have more than one specific need

Arrivals**

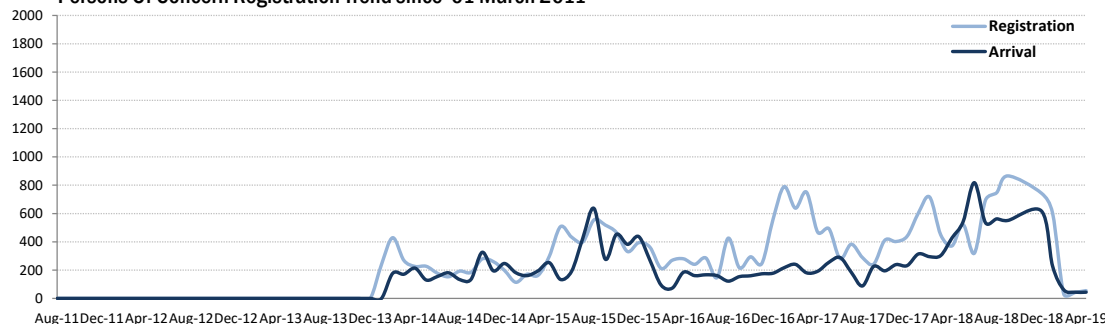
| | | |
|----------|-------|-------|
| Pre-2011 | 1,714 | 7.4% |
| 2011 | 651 | 2.8% |
| 2012 | 1,254 | 5.4% |
| 2013 | 2,678 | 11.5% |
| 2014 | 2,168 | 9.3% |
| 2015 | 3,685 | 15.8% |
| 2016 | 1,682 | 7.2% |
| 2017 | 2,318 | 9.9% |
| 2018 | 5,476 | 23.5% |
| 2019 | 45 | 0.2% |

**The new arrivals excludes newborn babies who will be represented under the registration trend.

Registration Trend

| | | |
|------|-------|-------|
| 2011 | 857 | 3.0% |
| 2012 | 690 | 2.4% |
| 2013 | 2,367 | 8.4% |
| 2014 | 2,836 | 10.0% |
| 2015 | 4,349 | 15.4% |
| 2016 | 3,537 | 12.5% |
| 2017 | 5,588 | 19.8% |
| 2018 | 8,038 | 28.4% |
| 2019 | 1,173 | 4.2% |

Persons Of Concern Registration Trend since 01 March 2011



* Other nationalities include among others (ARE, LBY, LEB, ETH, RUS...)

**The new arrivals excludes newborn babies who will be represented under the registration trend.

DAG Jordan

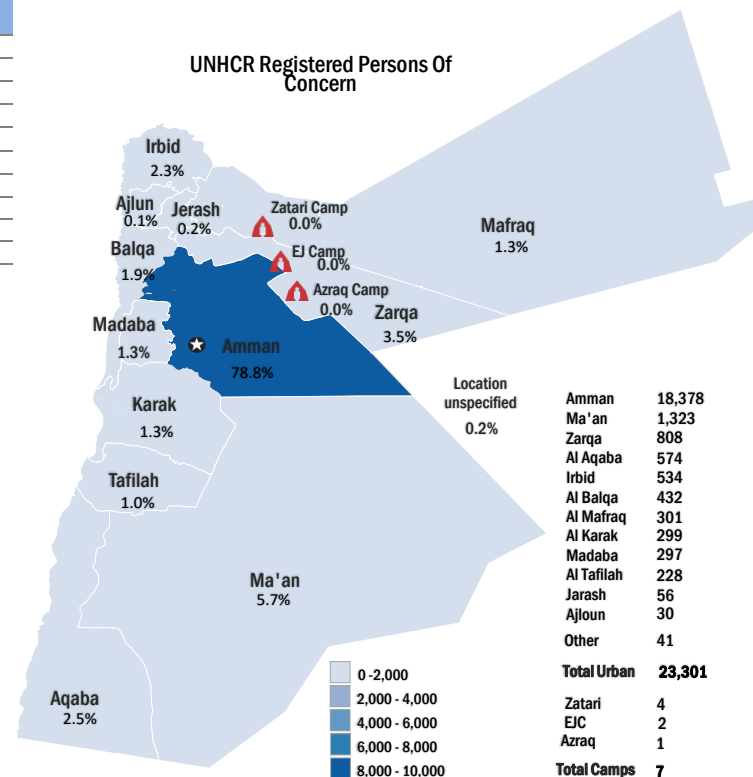
Interagency Portal: <http://data.unhcr.org/Syrianrefugees>

UNHCR on the web: <http://www.unhcr.org> ; <http://www.unhcr.org>

UNHCR on Social network: <http://www.facebook.com/UNHCRJordan> ; <http://twitter.com/ZaatariCamp>

Prepared by Data Analysis Group | Jordan

UNHCR Registered Persons Of Concern



* Coloured map only reflects refugees living outside camps.