

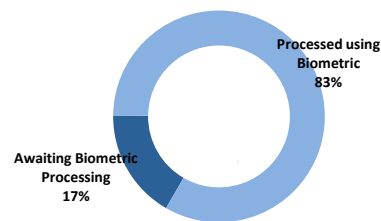
Total Active Registered Iraqis

67,225

Standard Age and Gender

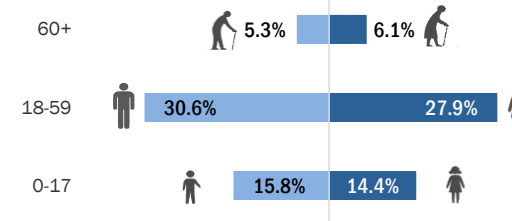
Age	0-4	5-11	12-17	18-35	36-59	60+	Total	%
Female	1,214	4,840	3,622	9,711	9,021	4,124	32,532	48.4%
Male	1,246	5,442	3,913	11,084	9,475	3,533	34,693	51.6%
Total	2,460	10,282	7,535	20,795	18,496	7,657	67,225	100%
	3.7%	15.3%	11.2%	30.9%	27.5%	11.4%		

Biometric Statistics (IRIS)



UNHCR Jordan

Age-Gender Breakdown



	7,657	11.4%
	39,291	58.4%
	20,277	30.2%

Place of Origin		
Baghdad	33,676	50.1%
Erbil	8,055	12.0%
Basrah	4,524	6.7%
Ninewa	4,060	6.0%
Anbar	4,039	6.0%
Dahuk	2,900	4.3%
Other	1,753	2.6%
Salah al-Din	1,460	2.2%
Thi-Qar	1,354	2.0%
Kirkuk	1,190	1.8%
Diyala	1,118	1.7%
Missan	628	0.9%
Muthanna	588	0.9%
Sulaymaniyah	577	0.9%
Babil	501	0.7%
Najaf	328	0.5%
Qadissiya	249	0.4%
Kerbala	225	0.3%

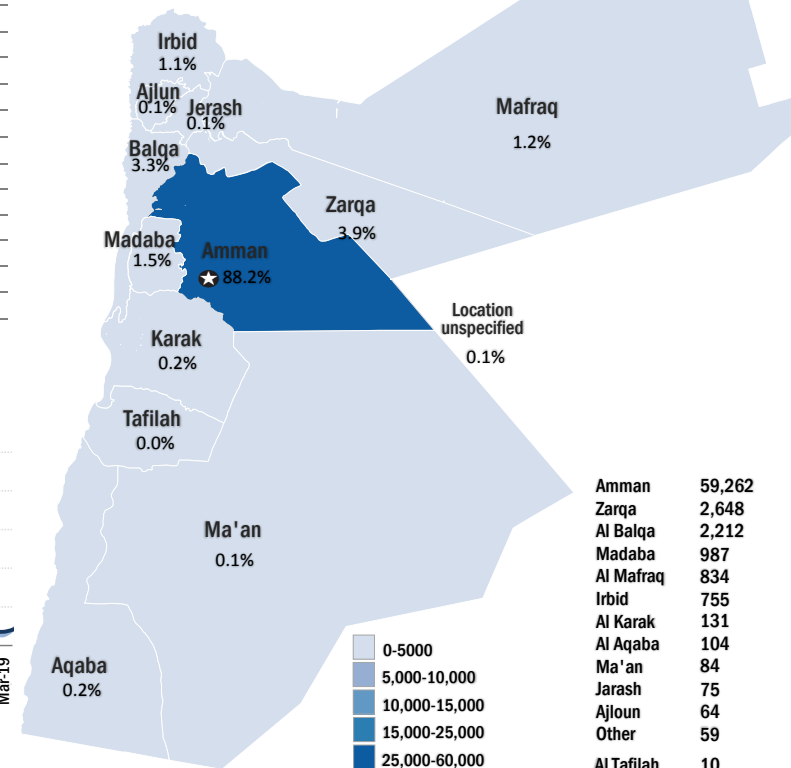
Specific Needs		
Serious medical condition	9,395	14.0%
Disability	3,449	5.1%
Specific legal and physical protection needs	2,247	3.3%
Woman at risk	2,006	3.0%
Child at risk	1,693	2.5%
Single parent	1,159	1.7%
Older person at risk	910	1.4%
Unaccompanied or separated child	108	0.2%
Total	20,967	31.2%

* An individual can have more than one specific need

Arrivals		
	Arrival	Registration
Pre-2006	4,238	72,669
2006	3,391	4,688
2007	2,166	31,284
2008	1,037	9,762
2009	1,346	6,843
2010	1,895	7,990
2011	2,344	7,770
2012	2,498	4,088
2013	4,608	5,395
2014	15,950	21,541
2015	7,709	9,871
2016	8,427	10,562
2017	5,673	7,070
2018	2,519	3,221
2019	15	409

* The new arrivals excludes newborn babies who will be represented under the registration trend.

UNHCR Registered Iraqis



Amman	59,262
Zarqa	2,648
Al Balqa	2,212
Madaba	987
Al Mafraq	834
Irbid	755
Al Karak	131
Al Aqaba	104
Ma' an	84
Jarash	75
Ajloun	64
Other	59
Al Tafilah	10

* Coloured map only reflects refugees living outside camps.

Iraqi Arrival & Registration Trends since Jan 2013

