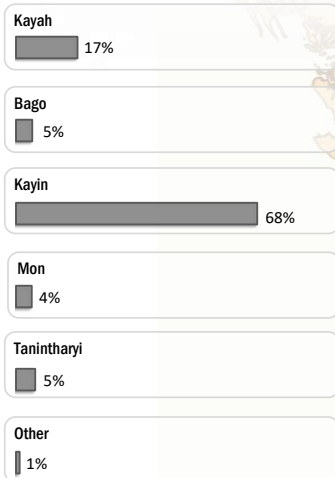


Main States/Regions of Origin

Based on registered refugee population



Total Verified Refugee Population*

93,132


* Verification Exercise conducted from Jan-Apr 2015 and subsequent data changes to-date

Registered population 45,836

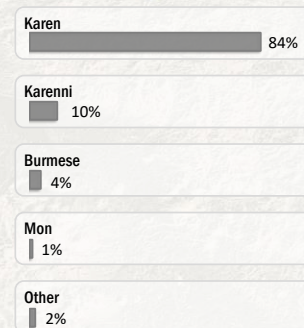
Unregistered population 47,296

| | REG | URG | Total |
|-----------------|--------|--------|--------|
| Ban Mai Nai Soi | 5,967 | 2,456 | 8,423 |
| Ban Mae Surin | 520 | 1,474 | 1,994 |
| Mae Ra Ma Luang | 4,303 | 5,931 | 10,234 |
| Mae La Oon | 5,127 | 4,075 | 9,202 |
| Mae La | 15,958 | 18,599 | 34,557 |
| Umpiem | 5,061 | 5,747 | 10,808 |
| Nu Po | 4,628 | 4,974 | 9,602 |
| Ban Don Yang | 1,512 | 989 | 2,501 |
| Tham Hin | 2,760 | 3,051 | 5,811 |

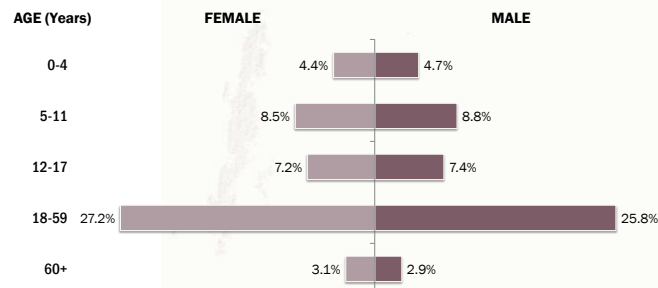
Religion



Ethnicity



Age and Gender



Legend

- ▲ Temporary Shelter
- UNHCR Office



Regional funding and funding for Thailand was also received through private donations from Italy, Japan, the Republic of Korea, Spain, Sweden, Thailand, and the United States of America.

Source: UNHCR proGres database

For more information, contact: linumaesot@unhcr.org
www.commonservice.info