

Overview Northern Europe

Total Population
Northern Europe:

33,121,044

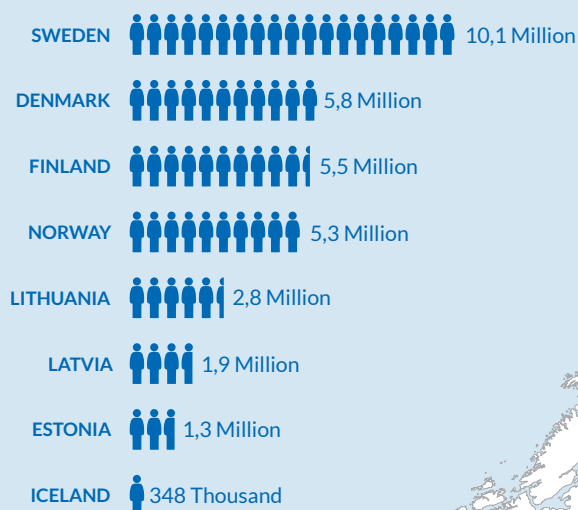
Source: 2

Total number of refugees,
asylum-seekers and
stateless persons in
Northern Europe (2018):

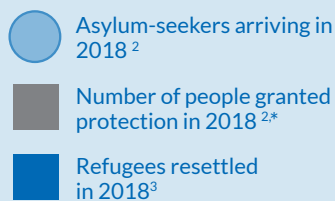
766,019

Source: 1

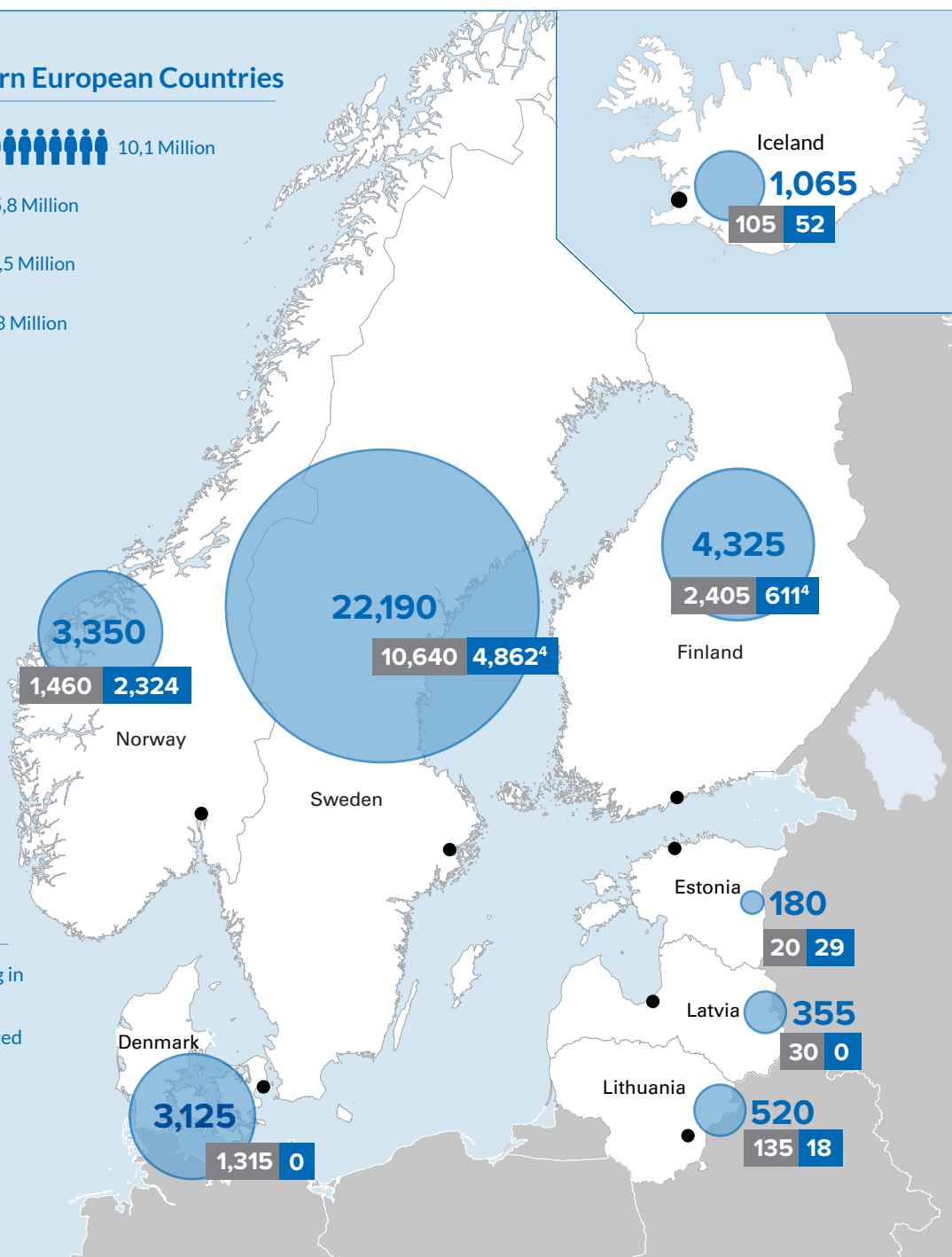
Population of Northern European Countries



Legend



* Waiting times for asylum decisions may vary



Sources:

1. UNHCR Global Trends
2. Eurostat

3. UNHCR Resettlement Data Portal
4. Preliminary figures as reported by National Authorities

Sweden

Total country population:

10,120,242

Source: 2

Persons of Concern to UNHCR (end of 2018):

317,987

Asylum-seekers **37,942**

Refugees **248,226**

Stateless **31,819**

Source: 1

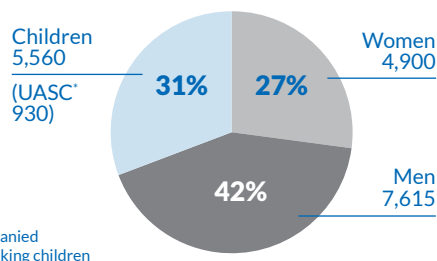
Asylum-seekers arriving January-June 2019

9,205

Source: 2

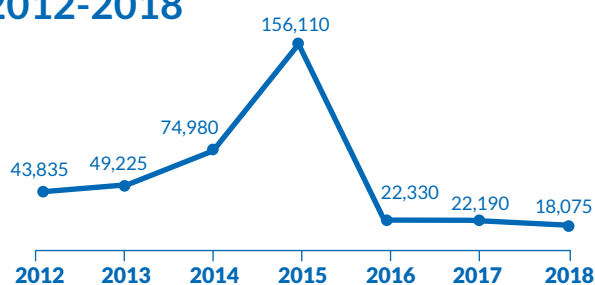
Asylum-seekers arriving in 2018

18,075



Source: 2

Asylum-seekers arriving 2012-2018



Source: 2

Top 5 countries of origin among asylum-seekers arriving in 2018

Syria, Iran, Iraq, Georgia, Eritrea

Number of people granted protection in 2018

10,640

As compared to 26,775 in 2017.

Note: Waiting times for asylum decisions may vary

Recognition rate for protection status in 2018:

34%

Source: 2

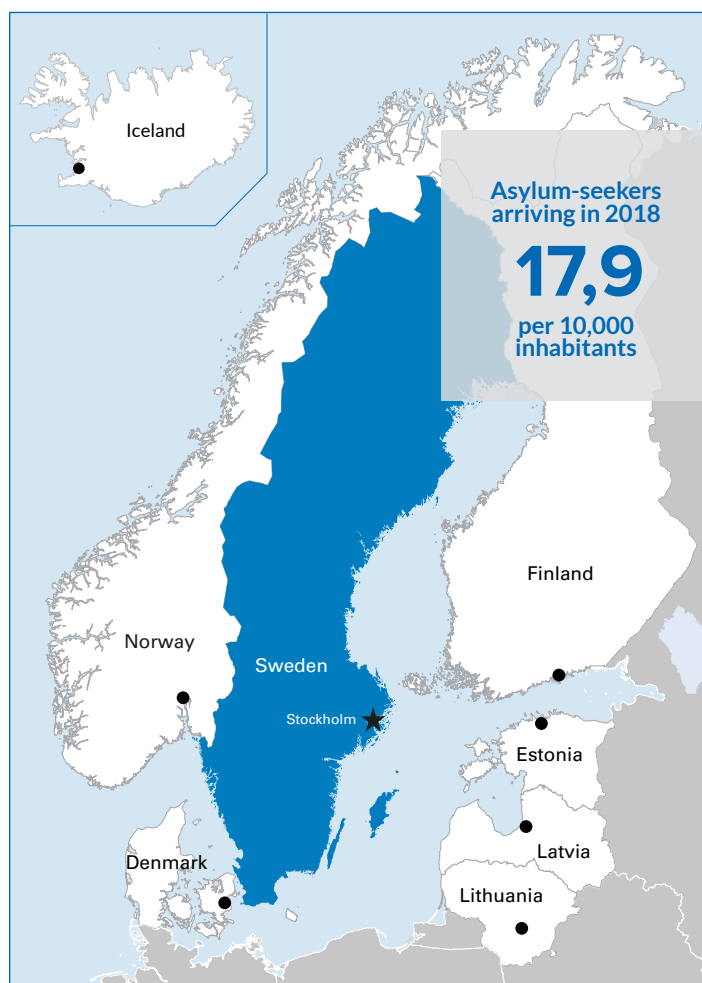
Refugees resettled in 2018:

4,862

Resettlement quota for 2019:

5,000

Source: 3



Denmark

Total country population:

5,781,190

Source: 2

Persons of concern to UNHCR (end of 2018):

47,586

Asylum-seekers **2,719**

Refugees **36,631**

Stateless **8,236**

Source: 1

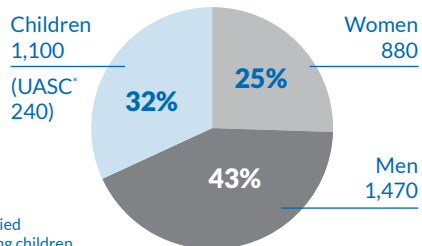
Asylum-seekers arriving January-June 2019

890

Source: 2

Asylum-seekers arriving in 2018

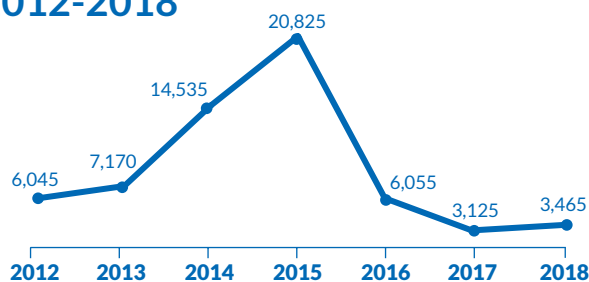
3,465



*Unaccompanied asylum-seeking children

Source: 2

Asylum-seekers arriving 2012-2018



Source: 2

Top 5 countries of origin among asylum-seekers arriving in 2018

Eritrea, Syria, Georgia, Iran, Morocco

Number of people granted protection in 2018

1,315

As compared to 2,365 in 2017.

Note: Waiting times for asylum decisions may vary

Source: 2

Recognition rate for protection status in 2018:

50%

Source: 2

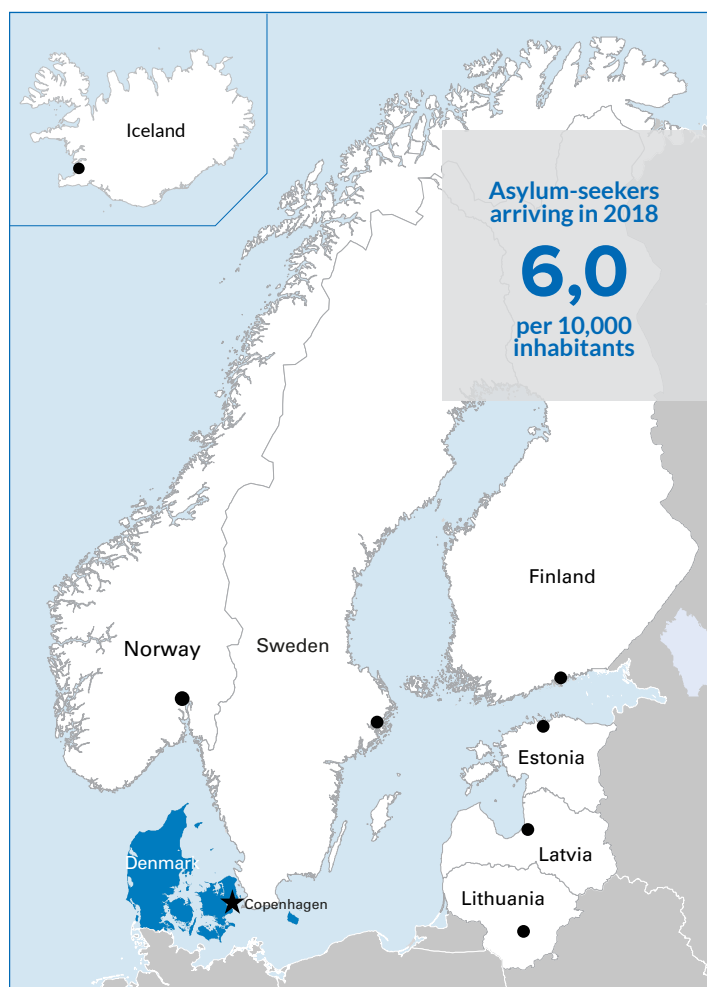
Refugees resettled in 2018:

0

Resettlement quota for 2019:

0

Source: 3



Finland

Total country population:

5,513,130

Source: 2

Persons of concern to UNHCR (end of 2018):

28,344

Asylum-seekers **3,290**

Refugees **22,295**

Stateless **2,759**

Source: 1

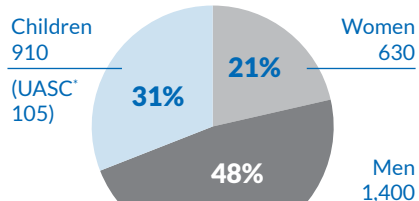
Asylum-seekers arriving January-June 2019

1,120

Source: 2

Asylum-seekers arriving in 2018

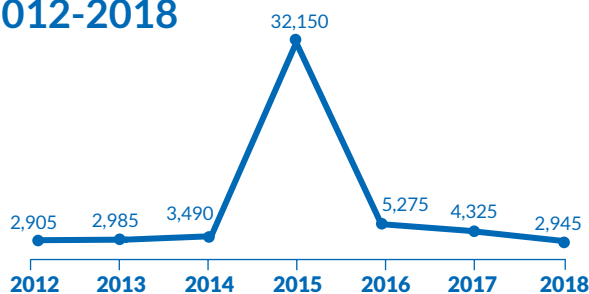
2,945



*Unaccompanied asylum-seeking children

Source: 2

Asylum-seekers arriving 2012-2018



Source: 2

Top 5 countries of origin among asylum-seekers arriving in 2018

Iraq, Russia, Turkey, Iran, Somalia

Number of people granted protection in 2018

2,405

As compared to 3,430 in 2017.

Note: Waiting times for asylum decisions may vary

Recognition rate for protection status in 2018:

54%

Source: 2

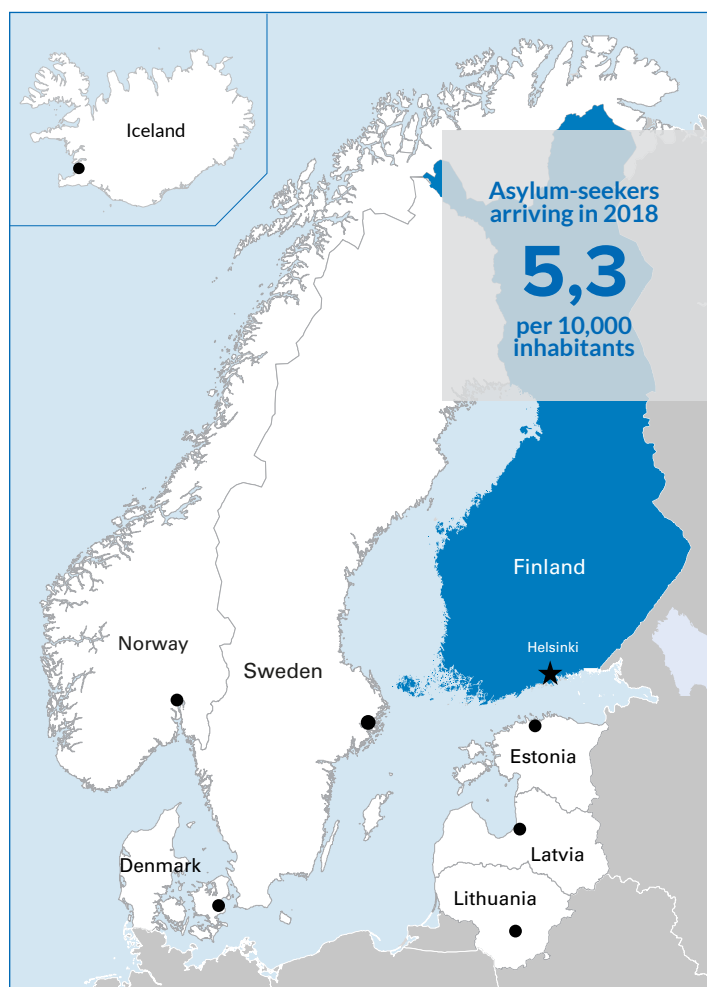
Refugees resettled in 2018:

611

Resettlement quota for 2019:

750³

Source: 3



Norway

Total country population:

5,295,619

Source: 2

Persons of concern to
UNHCR (end of 2018):

62,127

Asylum-seekers **2,292**

Refugees **57,026**

Stateless **2,809**

Source: 1

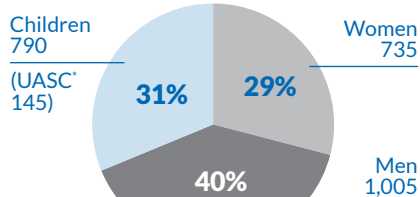
Asylum-seekers arriving
January-June 2019

925

Source: 2

Asylum-seekers arriving
in 2018

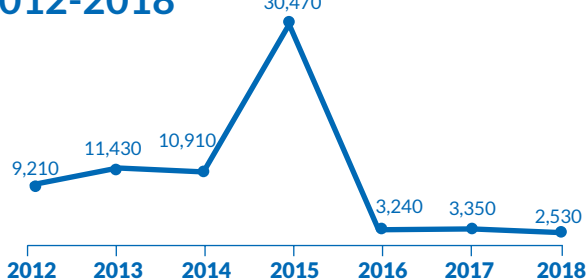
2,530



*Unaccompanied
asylum-seeking children

Source: 2

Asylum-seekers arriving
2012-2018



Source: 2

Top 5 countries of origin among
Asylum-seekers arriving in 2018

Turkey, Syria, Eritrea, Iran, Iraq

Number of people granted
protection in 2018

1,460

As compared to 4,770 in 2017.

Note: Waiting times for asylum decisions may vary

Recognition
rate for protection
status in 2018:

69%

Source: 2

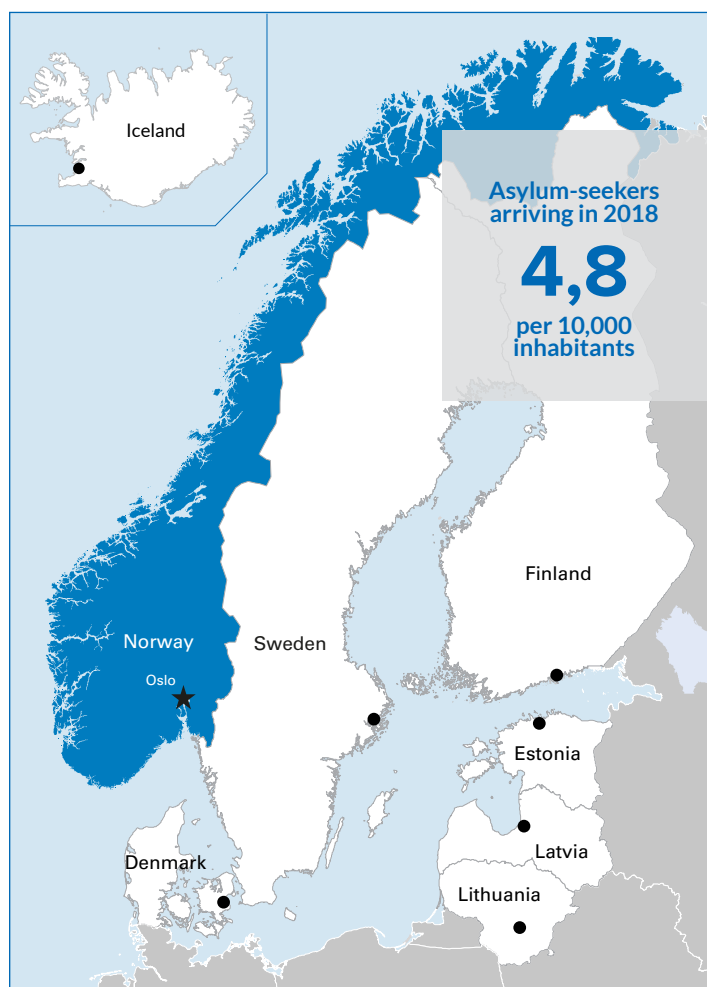
Refugees resettled
in 2018:

2,324

Resettlement
quota for 2019:

3,000

Source: 3,4



Lithuania

Total country population:

2,808,901

Source: 2

Persons of concern to UNHCR (end of 2018):

5,050

Asylum-seekers **277**

Refugees **1,734**

Stateless **3,039**

Source: 1

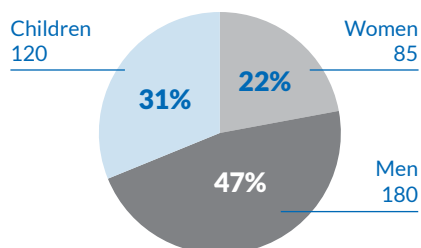
Asylum-seekers arriving
January-June 2019

235

Source: 2

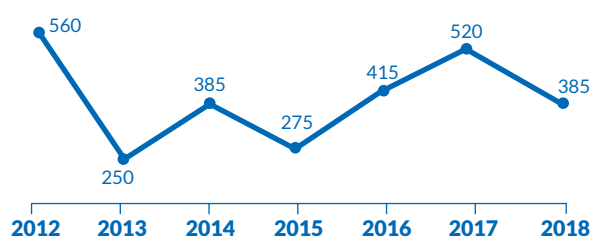
Asylum-seekers arriving
in 2018

385

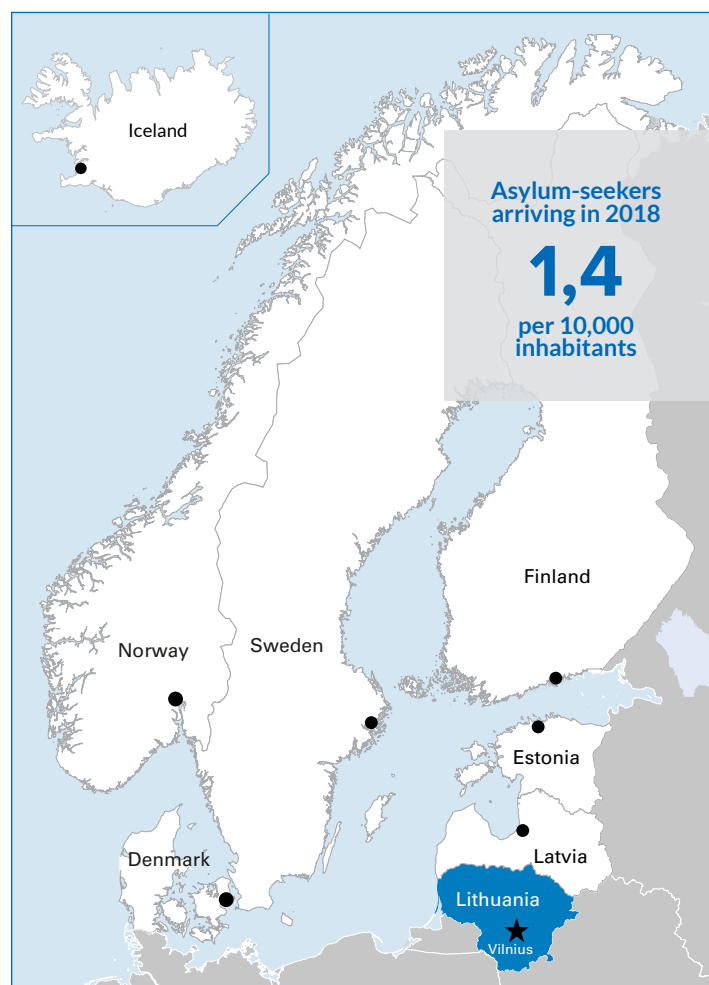


Source: 2

Asylum-seekers arriving
2012-2018



Source: 2



Top 5 countries of origin among
asylum-seekers arriving in 2018

Tadjikistan, Russia, Iraq, Azerbaijan, Afghanistan

Number of people granted
protection in 2018

135

As compared to 285 in 2017.

Note: Waiting times for asylum decisions may vary

Recognition
rate for protection
status in 2018:

50%

Source: 2

Refugees resettled
in 2018:

18

Resettlement
quota for 2019:

N/A

Source: 3

Latvia

Total country population:

1,934,379

Source: 2

Persons of concern to UNHCR (end of 2018):

225,572

Asylum-seekers | **58**

Refugees | **670**

Stateless **224,844***

Source: 1

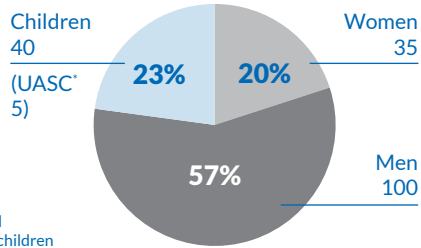
Asylum-seekers arriving January-June 2019

60

Source: 2

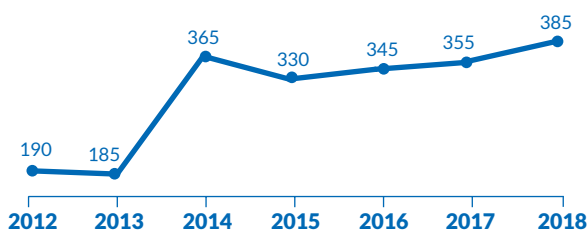
Asylum-seekers arriving in 2018

175



Source: 2

Asylum-seekers arriving 2012-2018



Source: 2

Top 5 countries of origin among asylum-seekers arriving in 2018

Russia, Iraq, Azerbaijan, Egypt, Georgia

Number of people granted protection in 2018

30

As compared to 265 in 2017.

Note: Waiting times for asylum decisions may vary

Recognition rate for protection status in 2018:

24%

Source: 2

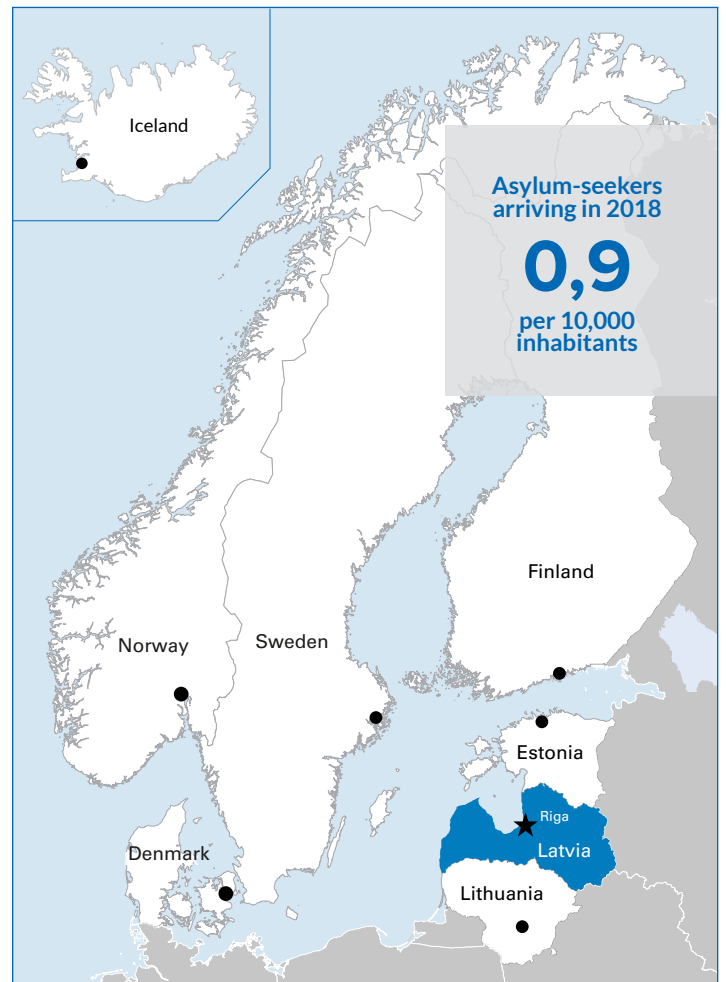
Refugees resettled in 2018:

0

Resettlement quota for 2019:

N/A

Source: 3



Estonia

Total country population:

1,319,133

Source: 2

Persons of concern to UNHCR (end of 2018):

78,236

Asylum-seekers | **34**

Refugees | **325**

Stateless | **77,877***

Source: 1

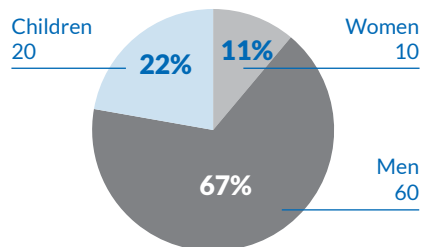
Asylum-seekers arriving January-June 2019

45

Source: 2

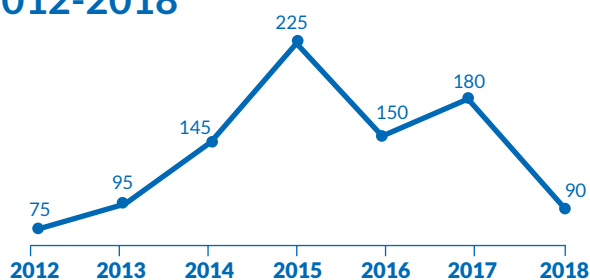
Asylum-seekers arriving in 2018

90



Source: 2

Asylum-seekers arriving 2012-2018



Source: 2

Top 5 countries of origin among asylum-seekers arriving in 2018

Ukraine, Russia, Egypt, Pakistan, Bangladesh

Number of people granted protection in 2018

20

As compared to 95 in 2017.

Note: Waiting times for asylum decisions may vary

Recognition rate for protection status in 2018:

27%

Source: 2

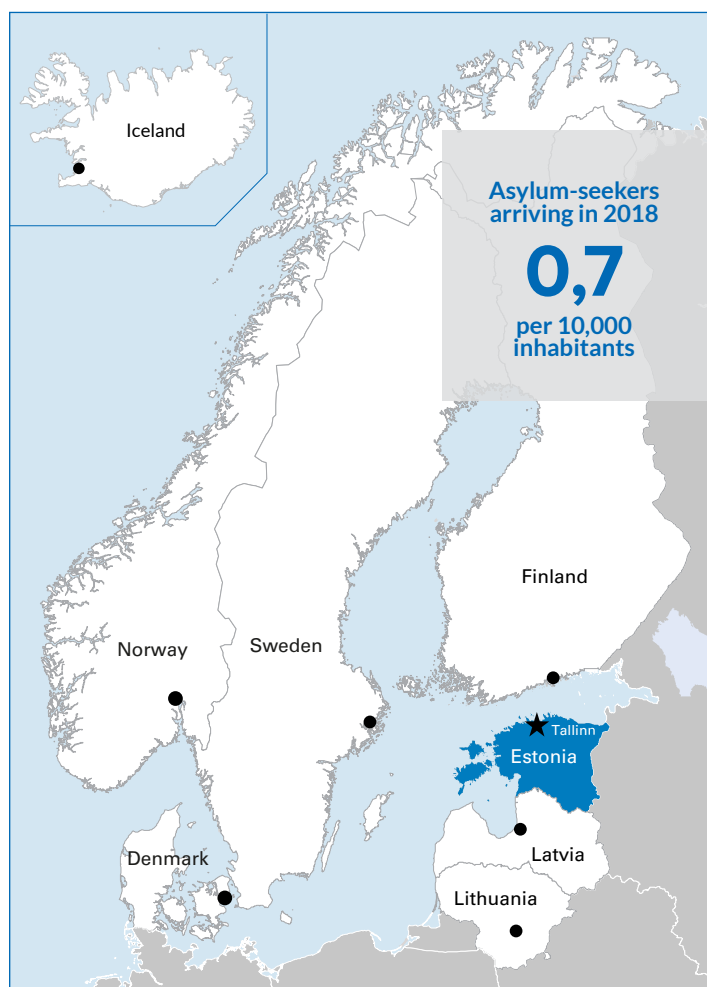
Refugees resettled in 2018:

29

Resettlement quota for 2019:

40

Source: 3,4



Iceland

Total country population:

348,450

Source: 2

Persons of concern to
UNHCR (end of 2018):

1,117

Asylum-seekers **475**

Refugees **573**

Stateless **69**

Source: 1

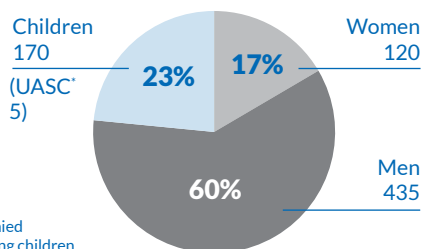
Asylum-seekers arriving
January-June 2019

330

Source: 2

Asylum-seekers arriving
in 2018

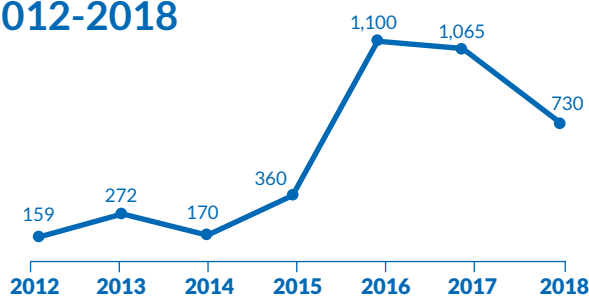
730



*Unaccompanied
asylum-seeking children

Source: 2

Asylum-seekers arriving
2012-2018



Source: 1,2

Top 5 countries of origin among
asylum-seekers arriving in 2018

Iraq, Albania, Somalia, Afghanistan, Pakistan

Number of people granted
protection in 2018

105

As compared to 70 in 2017.

Note: Waiting times for asylum decisions may vary

Recognition
rate for protection
status in 2018:

28%

Source: 2

Refugees resettled
in 2018:

52

Resettlement
quota for 2019:

70

Source: 3,4

