

Total Active Registered Syrians **656,512**



Urban

533,404

81.2%



Camps

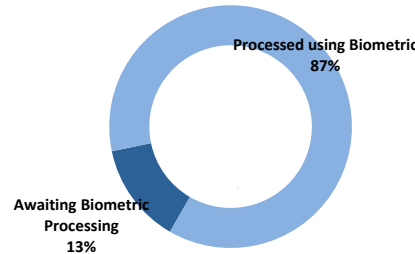
123,108

18.8%

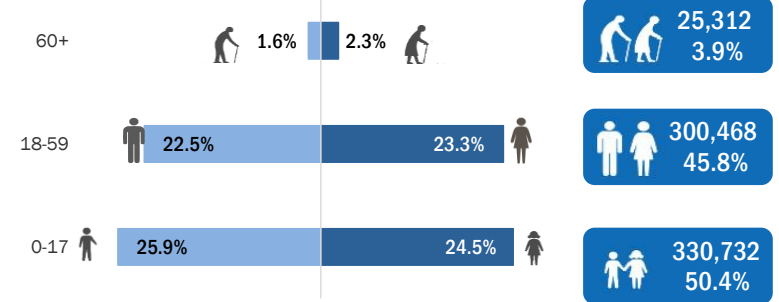
Standard Age and Gender

Age	0-4	5-11	12-17	18-35	36-59	60+	Total	%
Female	48,422	68,293	44,196	94,673	58,136	14,803	328,523	50.0%
Male	51,356	71,930	46,535	95,238	52,421	10,509	327,989	50.0%
Total	99,778	140,223	90,731	189,911	110,557	25,312	656,512	100%
	15.2%	21.4%	13.8%	28.9%	16.8%	3.9%		

Biometric Statistics (IRIS)



Age-Gender Breakdown



Place of Origin

Tartous	364	0.1%
Rural Damascus	74,446	11.3%
Quneitra	2,776	0.4%
Other	5,880	0.9%
Lattakia	1,363	0.2%
Idleb	12,034	1.8%
Homs	105,755	16.1%
Hama	37,068	5.6%
Deir-ez-zor	7,450	1.1%
Dar'a	264,152	40.2%
Damascus	46,453	7.1%
As-sweida	1,608	0.2%
Ar-raqqa	18,002	2.7%
Al-hasakeh	5,479	0.8%
Aleppo	73,682	11.2%

Specific Needs

Serious medical condition	56,577	8.6%
Specific legal and physical protection needs	32,235	4.9%
Child at risk	31,345	4.8%
Disability	23,106	3.5%
Single parent	17,985	2.7%
Woman at risk	13,689	2.1%
Older person at risk	5,995	0.9%
Unaccompanied or separated child	2,493	0.4%
Total	183,425	27.9%

* An individual can have more than one specific need

Registration Trend

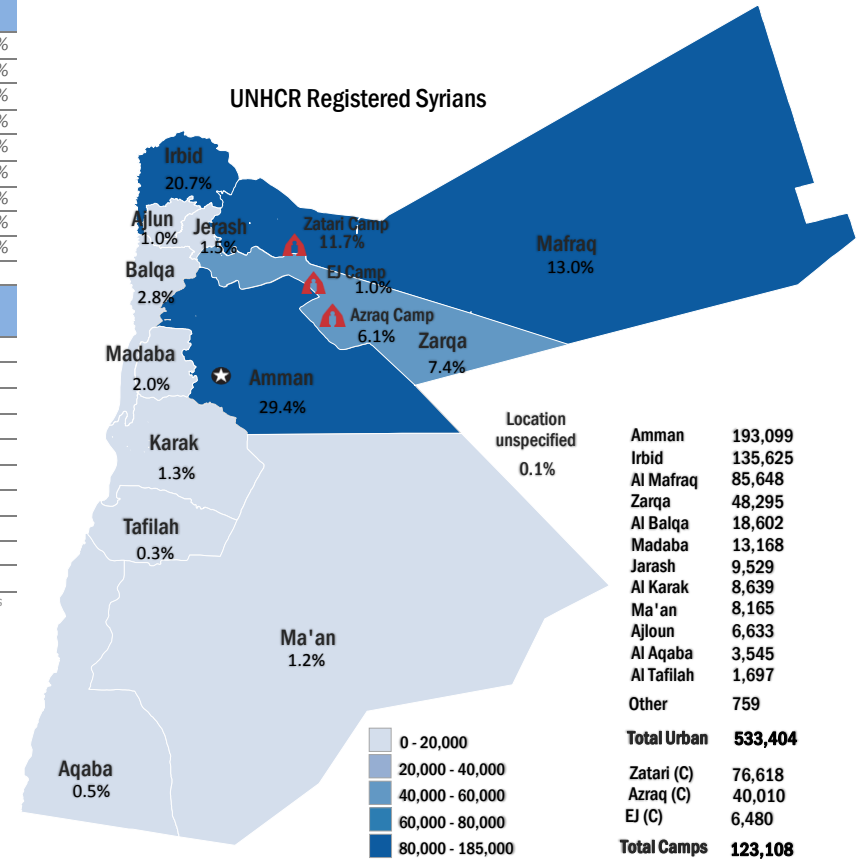
2011	2,361	0.2%
2012	130,212	12.1%
2013	667,490	62.2%
2014	121,367	11.3%
2015	41,029	3.8%
2016	53,623	5.0%
2017	28,681	2.7%
2018	27,564	2.6%
2019	15,875	1.5%

Arrivals

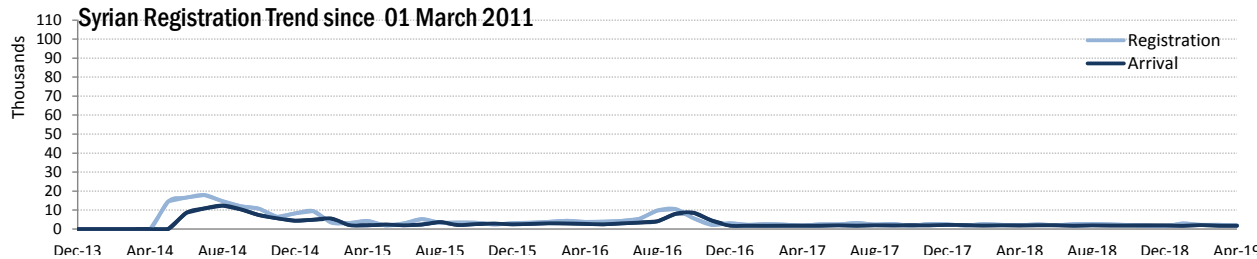
Pre-2011	10,789	1.6%
2011	21,611	3.3%
2012	152,634	23.2%
2013	255,427	38.9%
2014	60,727	9.2%
2015	14,070	2.1%
2016	24,395	3.7%
2017	2,818	0.4%
2018	2,431	0.4%
2019	853	0.1%

* The new arrivals excludes newborn babies who will be represented under the

UNHCR Registered Syrians



* Coloured map only reflects refugees living outside camps.



Interagency Portal: <http://data.unhcr.org/Syrianrefugees>

UNHCR on the web: <http://www.unhcr.org>

UNHCR on Social network: <http://www.facebook.com/UNHCRJordan> ; <http://twitter.com/ZaatariCamp>