

# Somalia

1 - 31 August 2019

In August, 27,000 new internal displacements were monitored by the UNHCR-led Protection and Returns Monitoring Network (PRMN). Of the 270,000 new displacements monitored year-to-date, drivers include conflict and insecurity (141,000), drought-related (112,000), floods (6,000) and other reasons (11,000).

During August, the main driver for new displacement was conflict or insecurity (15,000) affecting many regions. Ongoing military operations continue to lead new displacement within and from Lower Shabelle (9,000) while clan conflicts in Galgaduud and Sanaag regions have displaced more than 2,000 in the month.



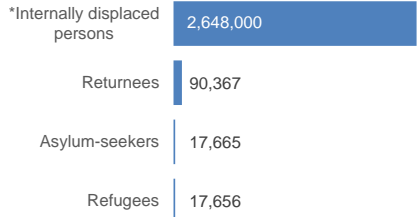
As of the reporting month, there were 35,321 refugees and asylum-seekers registered in Somalia, mainly from Ethiopia (17,368 asylum seekers and 4,117 refugees) and Yemen (48 asylum seekers and 13,193 refugees). 595 persons were from other countries including Syria (256), Tanzania (121), Eritrea (89) among others.

Since December 2014, 90,367 Somali refugees have voluntarily returned to Somalia with UNHCR assistance from different countries of asylum including Kenya, Yemen, Djibouti, Libya, Tunisia and Eritrea. In addition, some 38,000 Somalis were monitored as arriving from Yemen since March 2015.

Region	Ethiopia	Yemen	Other
Woq. Galbeed	12,691	6,376	382
Bari	5,953	2,847	28
Nugaal	1,582	151	4
Mudug	820	6	0
Togdheer	226	142	37
Sanaag	158	66	0
Awdal	33	186	8
Banadir	16	3,286	135
Sool	1	9	0
Middle Shabelle	0	13	0
Lower Shabelle	0	148	1
Lower Juba	0	7	0
Other	5	4	0
<b>TOTAL</b>	<b>21,485</b>	<b>13,241</b>	<b>595</b>

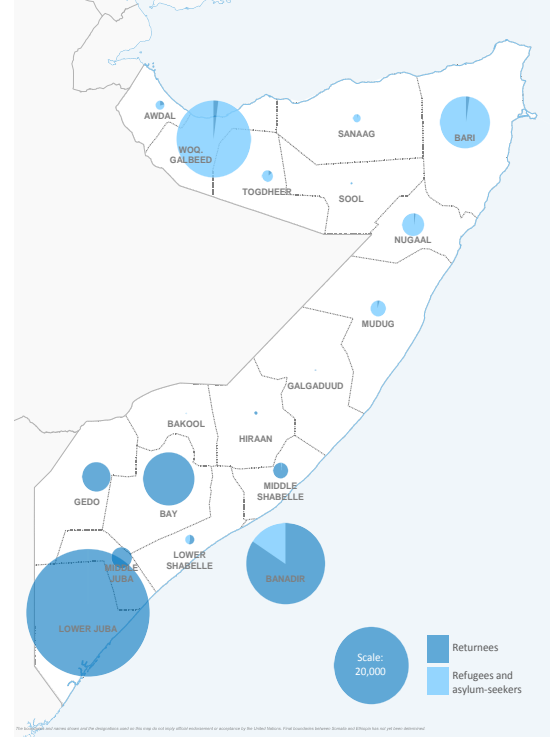
Region	Kenya	Yemen	Other
Lower Juba	54,369	17	126
Banadir	15,250	3,462	797
Bay	9,453	74	3
Gedo	2,922	2	30
Middle Juba	1,541	0	1
Middle Shabelle	798	27	25
Lower Shabelle		44	1
Hiraan	42	5	22
Woq. Galbeed	18	395	148
Nugaal	13	24	12
Bari	12	196	25
Other	23	168	205
<b>TOTAL</b>	<b>84,558</b>	<b>4,414</b>	<b>1,395</b>

## Population of concern

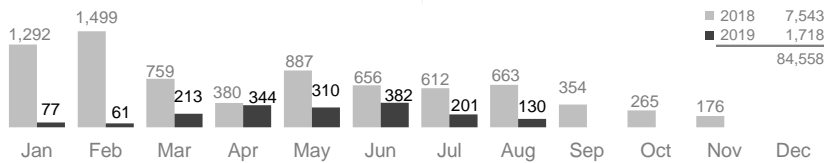


\*Estimated internally displaced persons as of 31 July 2018 (Source: Information Management Working Group)

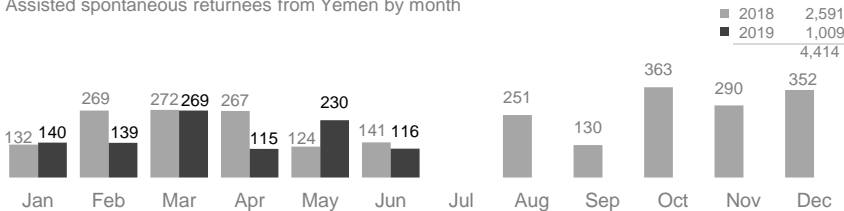
## Returnees, refugee and asylum seekers map



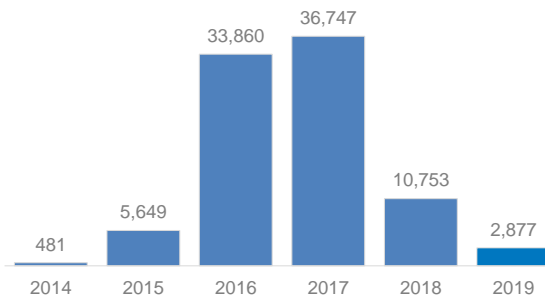
## Somali returnees from Kenya by month



## Assisted spontaneous returnees from Yemen by month



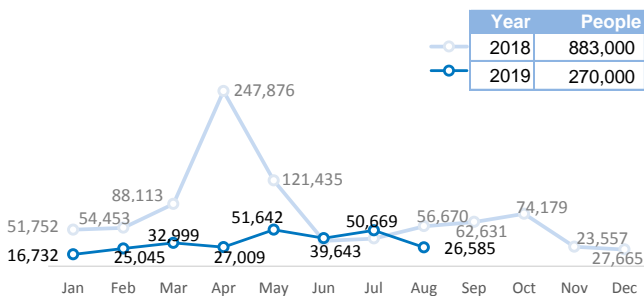
## Number of returnees (with assistance from UNHCR) since 2014



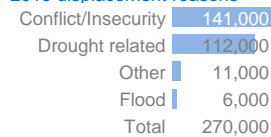
## Somalia Internal DISPLACEMENT

Displacements monitored by UNHCR Protection and Return Monitoring Network (PRMN)

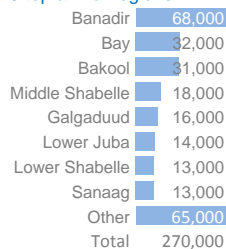
### Monthly internal displacement (2018-2019)



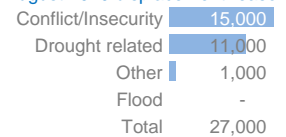
### 2019 displacement reasons



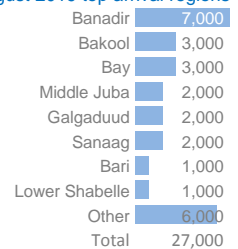
### 2019 top arrival regions



### August 2019 displacement reasons

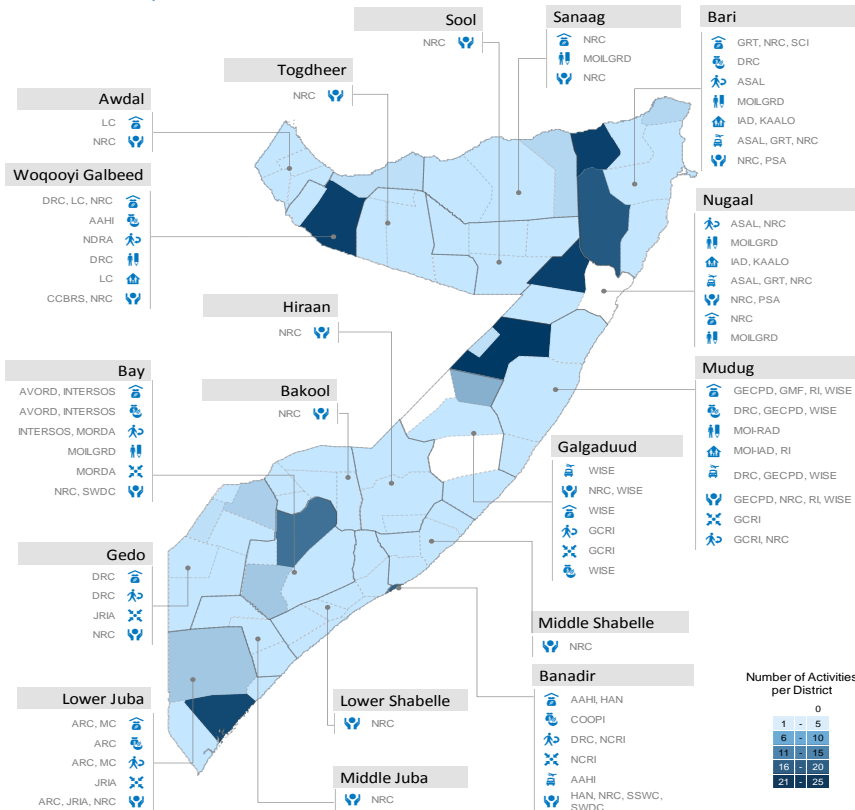


### August 2019 top arrival regions



# Somalia

UNHCR 3W map



Number of activities by region and category

Region	Basic Needs	Leadership	Logistics	Favourable Protection	Fair Protection	Durable Solutions	Security	Community Empowerment
Awdal	1							3
Bakool								5
Banadir	7	3	1				1	1
Bay	9	4	1				9	4
Bari	9	3	1				1	4
Galgaduud							2	1
Gedo	1							6
Hiraan								3
Juba Dhexe								3
Juba Hoose	11	2	1				2	12
Mudug	6	2					2	3
Nugaal	4	2	2				2	7
Sanaag	1						1	3
Shabelle Dhexe								4
Shabelle Hoose								7
Sool								4
Togdheer								4
Woqooyi Galbeed	6	2	2				1	3

Category	Sub-Category
BASIC NEEDS AND ESSENTIAL SERVICES	Water, Transport, Cash Grants, Core Relief Items, Education, Health
LEADERSHIP, COORDINATION AND PARTNERSHIPS	Cluster Coordination - Protection, Shelter, CCCM
LOGISTICS AND OPERATIONS SUPPORT	PDM, Warehouse Management, Transport
FAVOURABLE PROTECTION ENVIRONMENT	Facility Rehabilitation, Equipment, Peaceful Coexistence
FAIR PROTECTION PROCESSES AND DOCUMENTATION	Registration, Profiling, Civil Documentation
DURABLE SOLUTIONS	Return Assistance, Transit Center, Counseling
SECURITY FROM VIOLENCE AND EXPLOITATION	Legal Protection, SGBV Prevention & Response, Material Assistance, PRMN
COMMUNITY EMPOWERMENT, SELF RELIANCE AND SELF MANAGEMENT	Cash Grants, Employment, Business, Vocational Training

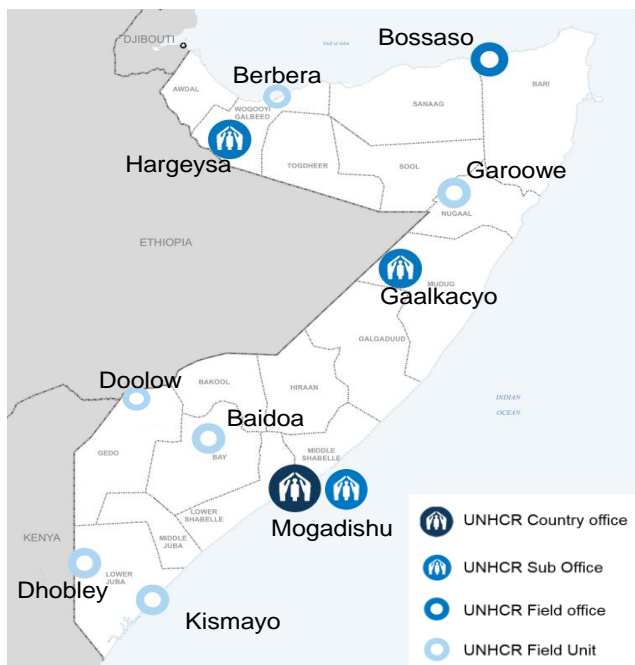
## UNHCR Presence

### Staff

106 National Staff  
45 International Staff  
24 Affiliate Workforce

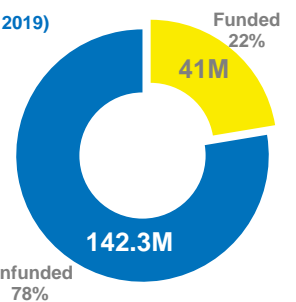
### Offices

1 Country Office in Mogadishu  
3 Sub-Offices in Gaalkacyo, Hargeysa and Mogadishu  
1 Field Office in Bossaso  
6 Field Units in Baidoa, Dhobley, Garoowe, Kismayo, Berbera and Doolow  
1 Support Office in Nairobi



## Funding (as of 31 August 2019)

**USD 183.3 M**  
requested for Somalia



## UNREMARKED CONTRIBUTIONS | USD

Sweden 99.8 million | Norway 44.5 million | Netherlands 37.5 million | Private donors Spain 47.6 million | United Kingdom 31.7 million | Germany 26.7 million | Denmark 24.4 million | Private donors Republic of Korea 24.1 million | Switzerland 15.1 million | France 14 million | Private donors Japan 12.1 million | Ireland 10.2 million

Algeria | Argentina | Australia | Austria | Azerbaijan | Belgium | Canada | Costa Rica | Estonia | Iceland | Indonesia | Kuwait | Malta | Monaco | Montenegro | New Zealand | Peru | Philippines | Qatar | Republic of Korea | Russian Federation | Saudi Arabia | Serbia | Singapore | Slovakia | Sri Lanka | Thailand | United Arab Emirates | Uruguay | Private donors

## OTHER SOFTLY EARMARKED CONTRIBUTIONS | USD

United States of America 18.4 million | Germany 7.1 million | Canada 4.6 million | Private donors Australia 8.1 million

## Contact

**Johann Siffointe**, Representative, Somalia  
siffoint@unhcr.org, Cell: +252 616 141 315, Cell: +254 731 688 141

## Links

[Somalia: Global Focus](#) - [Somalia: Information sharing portal](#) - [UNHCR Somalia](#) - [@UNHCRSom](#) - [Facebook: UNHCR Somalia](#) - [Somalia internal displacement](#)

UNHCR is grateful for the generous contributions of donors who have directly contributed to the UNHCR Somalia operation in 2019

