

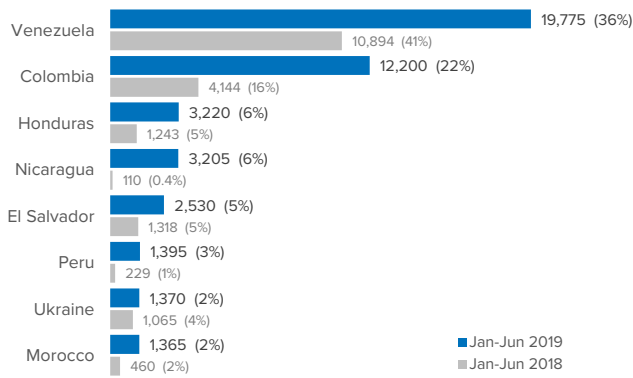
# SPAIN ASYLUM APPLICATIONS

1 Jan - 30 Jun 2019

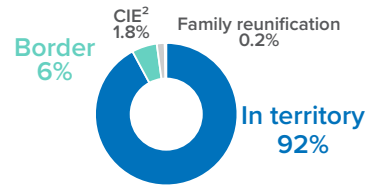


**55,616** Asylum app. ↑100% Dif. 2018 10% Recognition rate 39% Recog. rate including hum. reasons 122,125 Pending app.<sup>1</sup>

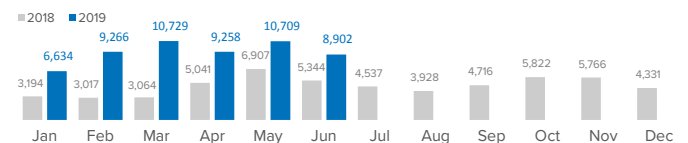
Most common nationalities of asylum applications



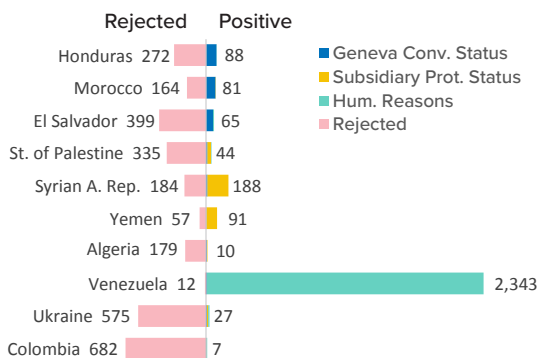
Asylum applications by place of submission



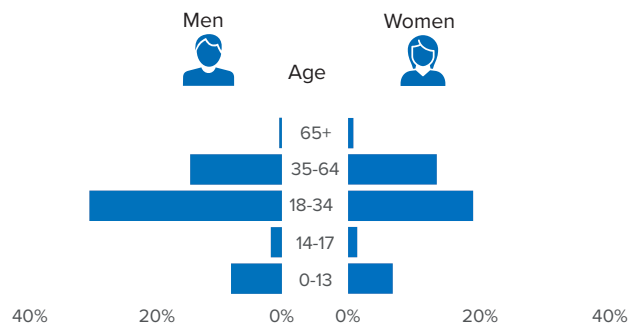
Asylum applications per month



Decisions on asylum applications by nationality: 8,278



Number of asylum applications by gender/age<sup>1</sup>



Source: Asylum and Refuge Office - Mol provisional figures.

<sup>1</sup>Eurostat: Jan-Jun 2109

<sup>2</sup>CIE: Detention centre for foreigners