



Ministry of Labour Syrian Refugee Unit -- Monthly Progress Report

# Syrian Refugee Unit Work Permit Progress Report December 2018

Timeframe	Report includes data gathered through Dec 31, 2018
Report compiled by	Syrian Refugee Unit at the Ministry of Labour
Date submitted	<b>8/1/2019</b>

## Introduction

This report was compiled by the Ministry of Labour's (MOL) Syrian Refugee Unit (SRU) and will provide the following:

- Total work permits issued to Syrian refugees.
- Disaggregation of work permits data by gender, type of permit, and location.
- Camp-specific work permits issuances.

January 1, 2016 to Dec 31, 2018	<b>129,154</b> permits issued
Dec, 2018	<b>3,762</b> permits issued
January 1, 2018 to Dec 31, 2018	<b>45,649</b> permits issued
<i>Of which issued from camps February 2017 to Dec 31, 2018</i>	<b>26,987</b> <i>permits issued</i>



Ministry of Labour Syrian Refugee Unit -- Monthly Progress Report

## Highlights

- **3,762** WP's were issued in December 2018, with increase compared to last month November 2018 of **3,168** WP's, but with a very significant decrease compared to December 2017 of **6,43** WP's justified by Concerns of Syrian refugees not to renew exemptions to work permits and In addition to not relying on the continuity of the policy of inspection facilitated by the ministry of labour towards them during that period.
- During December 2018, **1463** flexible WP's were issued in the construction sector under the umbrella of the General Federation of Jordanian Trade Unions (GFJTU), with total of **20,647** WP's.
- **1,283** flexible WP's were issued in December 2018 in the agriculture sector under the umbrella of the cooperatives, with total of **46,640** WP's.
- On November 22, 2018, the Council of Ministers issued new instructions related to **Home Based and Small Businesses for Syrians**. The instruction is mainly focusing on allowing Syrian refugees living outside the camps to register and operate Home Based Businesses in 3 sectors: Food Processing, Handicrafts, and Tailoring, provided that they obtain professional licenses through the Greater Amman Municipality and Ministry of Municipal Affairs, provided that the percentage of Jordanians benefiting from the support given to these works is not less than 70%.
- A comprehensive Document of instructions and procedures related to the employment of Syrian labour has been published in the Official Gazette in Issue No. 5549 Date of 2/12/2018.
- The eighth Grace Period for Syrian refugees Work Permits valid until 31 December 2019.



Ministry of Labour Syrian Refugee Unit -- Monthly Progress Report

## Analysis

- **Work Permit Issuances by Gender**

Period	Male	Female	Total
January 1, 2016 to Dec 31, 2018	123,573 (96%)	5,581 (4%)	129,154
Dec 2018	3,591 (95%)	171 (5%)	3,762
January 1, 2018 to Dec 31, 2018	43,591 (95%)	2,058 (5%)	45,649
January 1, 2017 to Dec 31, 2017	44,310 (95%)	2,406 (5%)	46,716
January 1, 2016 to Dec 31, 2016	35,672 (97%)	1,117 (3%)	36,789

- **Work Permit Issuances by Type**

Type	Dec 2018	Acc / 2018
First-Time Issuance	660	13,428
Renewal	1,993	20,341
Change of Workplace	923	10,617
Social Security Purposes <sup>1</sup>	35	687
Recruitment <sup>2</sup>	0	0
Temporary Permits <sup>3</sup>	151	578

- **Work Permit Issuances by Governorate**

<sup>1</sup>For purposes of collecting the social security entitlements, work permits may be renewed.

<sup>2</sup> Recruitment involves hiring non-Jordanian workers while they are still in their country of origin and bringing them to Jordan for work.

<sup>3</sup>Based on new instructions and a circular related to employment for cash-for-work projects, short-term work permits were introduced.



Ministry of Labour Syrian Refugee Unit -- Monthly Progress Report

Governorate	# w p Dec 2018	# w p 2018	Governorate	# w p Dec 2018	# w p 2018
Amman	1,384	17,032	Karak	94	710
Madaba	15	303	Ma'an	13	189
Irbid	1,048	13,009	Zarqa	849	9,409
Jerash	276	3,549	Mafraq	55	756
Ajloun	9	141	Tafila	8	130
Balqa	11	413	Aqaba	0	8
<b>Dec 2018</b>	<b>3,762</b>				
<b>Acc 2018</b>	<b>45,649</b>				

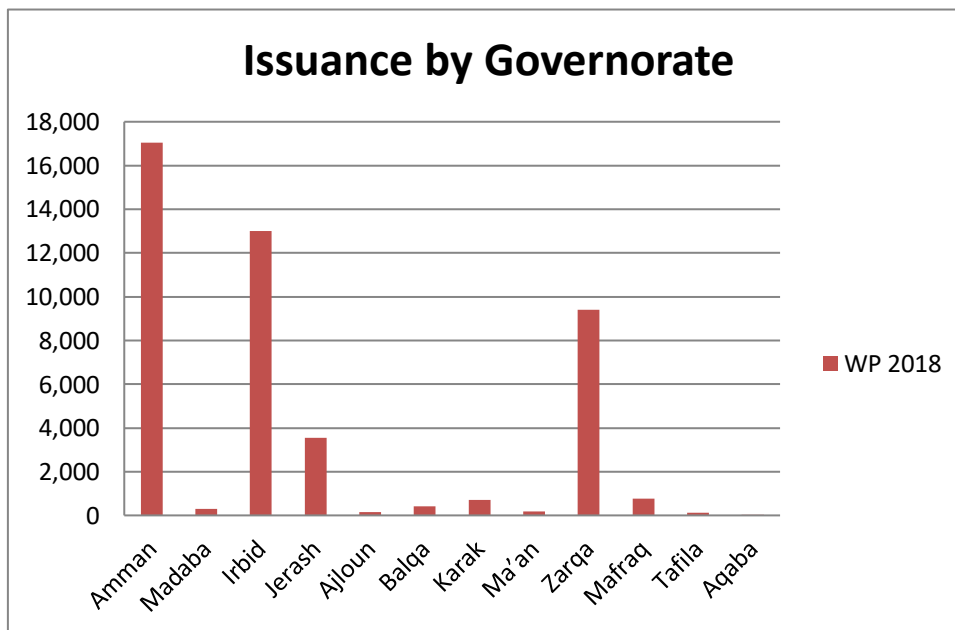


Figure 1: Work Permit Issuances by Governorate Acc 2018.

- **Work Permits 2018 by Economic Activity, comparing with 2017.**



وزارة العمل

Ministry of Labour Syrian Refugee Unit -- Monthly Progress Report

Economic Activity/Field	2017	%	Dec-18	%	% change
Agriculture, forestry, and fishing	20,247	43.3%	17,320	37.9%	-17%
Mining and quarrying	25	0.1%	31	0.1%	19%
Manufacturing	5895	12.6%	4904	10.7%	-20%
Electricity, gas, steam and air conditioning	2	0.0%	2	0.0%	0%
Water supply, sewage, waste management activities	376	0.8%	90	0.2%	-318%
Construction	8962	19.2%	13864	30.4%	35%
Wholesale and retail trade; repair of motor vehicles	4362	9.3%	3285	7.2%	-33%
Transportation and storage	256	0.5%	175	0.4%	-46%
Hospitality and food service activities	4290	9.2%	3733	8.2%	-15%
Information and communication	27	0.1%	21	0.0%	-29%
Financial and insurance activities	3	0.0%	4	0.0%	25%
Real estate activities	14	0.0%	19	0.0%	26%
Professional, scientific and technical activities	160	0.3%	87	0.2%	-84%



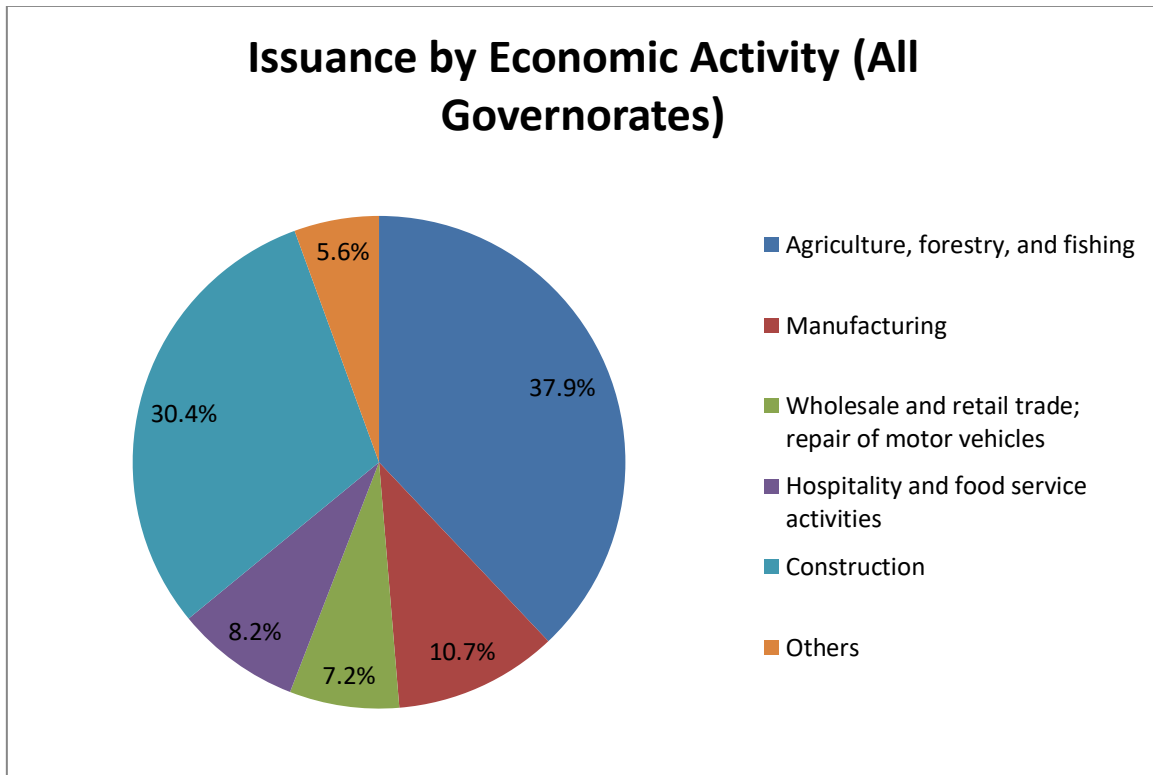
### Ministry of Labour Syrian Refugee Unit -- Monthly Progress Report

Administrative and support service activities	696	1.5%	612	1.3%	-14%
Public administration and defense; compulsory social	460	1.0%	600	1.3%	23%
Education	130	0.3%	101	0.2%	-29%
Human health and social work activities	42	0.1%	48	0.1%	13%
Arts, entertainment and recreation	27	0.1%	36	0.1%	25%
Other service activities	415	0.9%	301	0.7%	-38%
Activities of households as employers; undifferentiated goods and services-producing activities of households for own use.	164	0.4%	122	0.3%	-34%
Activities of extraterritorial organizations and bodies	163	0.3%	294	0.6%	45%
<b>Total</b>	<b>46,716</b>	<b>100.0%</b>	<b>45,649</b>	<b>100.0%</b>	<b>-2%</b>

Work Permit Issuances by Economic Activity, 2018 comparing with 2017



Ministry of Labour Syrian Refugee Unit -- Monthly Progress Report



• **Figure 2: Work Permit Issuances by Economic Activity, 2018.**



Ministry of Labour Syrian Refugee Unit -- Monthly Progress Report

• **Work Permit Issuances by Camp 2018.**

Camp	Work Permits Issued
Za'atari Camp	17,717
Azraq Camp	8,131
Cyber Camp	62
Mreijeb Camp	1030
Unknown or Old Record	47
<b>Total</b>	<b>26,987</b>

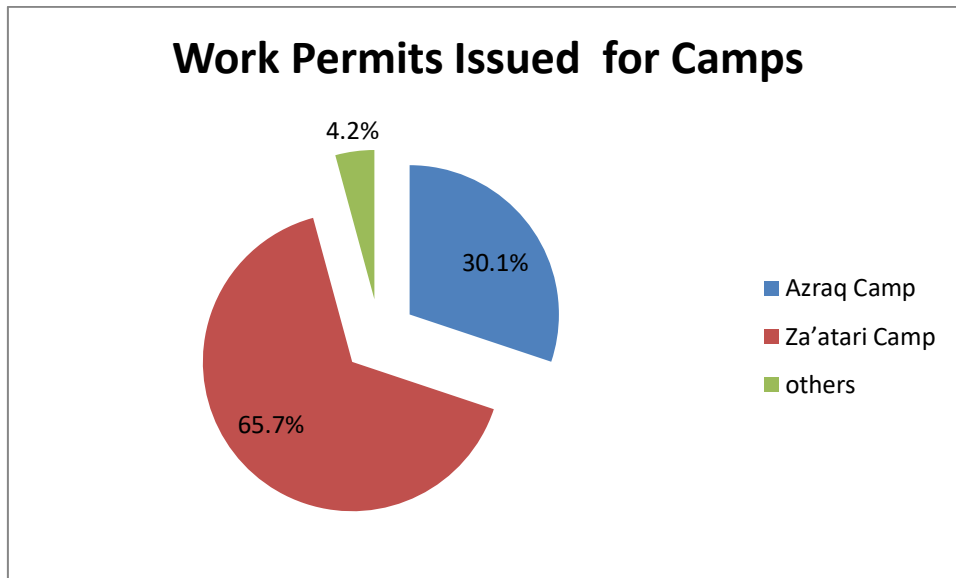


Figure3: Work Permit Issuances by Camp (1/2/2017 to 31/12/2018)