



**Key Figures**



**1,470,981**  
Total refugees and asylum-seekers in country (as of 30 June 2018)



**1,065,094**  
Total S.Sudan refugees and asylum-seekers in country (as of 30 June 2018)



**33,546**  
S.Sudan new arrivals in country (1 Jan - 12 Aug 2018)



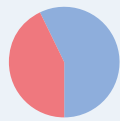
**60%**  
Of population are children



**82%**  
of the Population are women and children

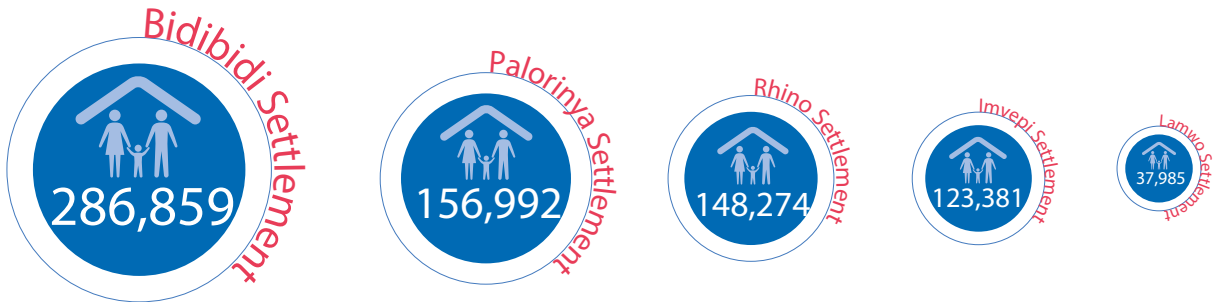


**3%**  
Of the population are elderly

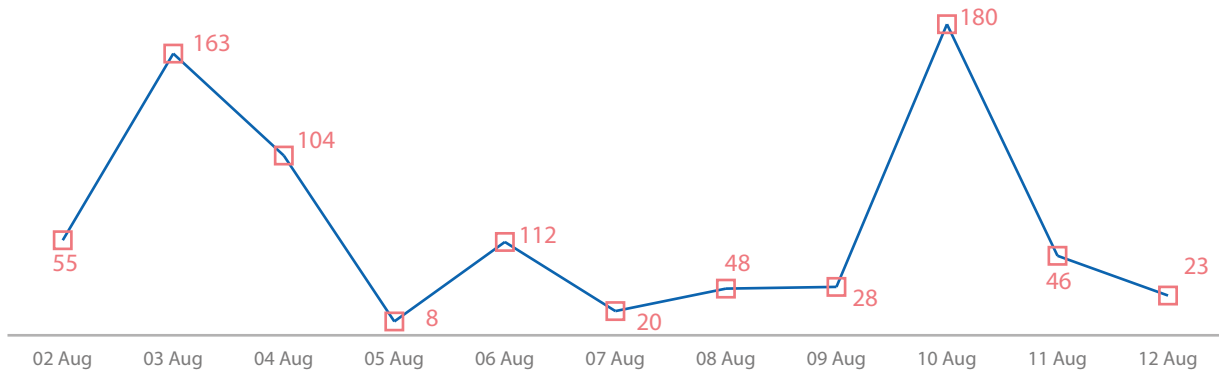


**42%**  
Of all South Sudan refugees in South Sudan neighboring countries are in Uganda

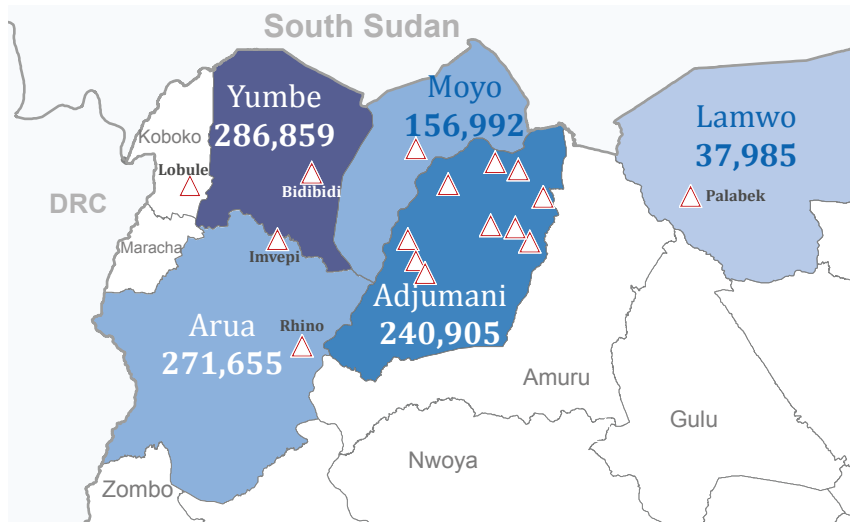
**Refugees Population | Top Five Settlements**



**South Sudan Influx | 02 August - 12 August 2018**



**Refugee Population by District**



**Indicators (Imvepi 01 Aug - 08 Aug 18)**



**Public Health**

- 91** Medically screened
- 44** Measles immunisation 6months-15 years
- 32** Polio immunisation 0-59 months



**Nutrition**

- 12** Total screened 6 - 59 months
- 1%** Proxy GAM

**South Sudan RRP 2018**



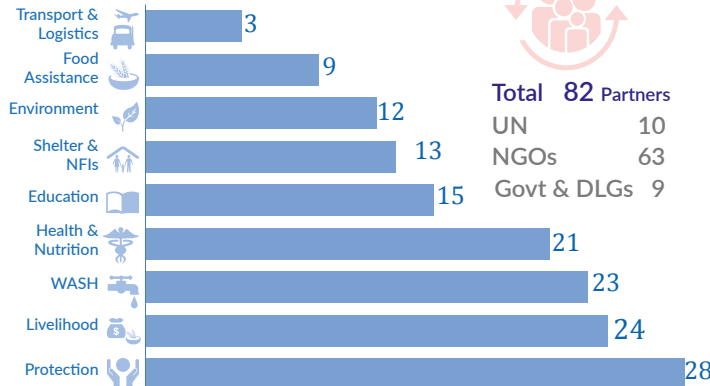
**Total Requested**  
576.97 million

**Funded**

19%

Gap 81%

**Partners**



**Total 82 Partners**  
UN 10  
NGOs 63  
Govt & DLGs 9