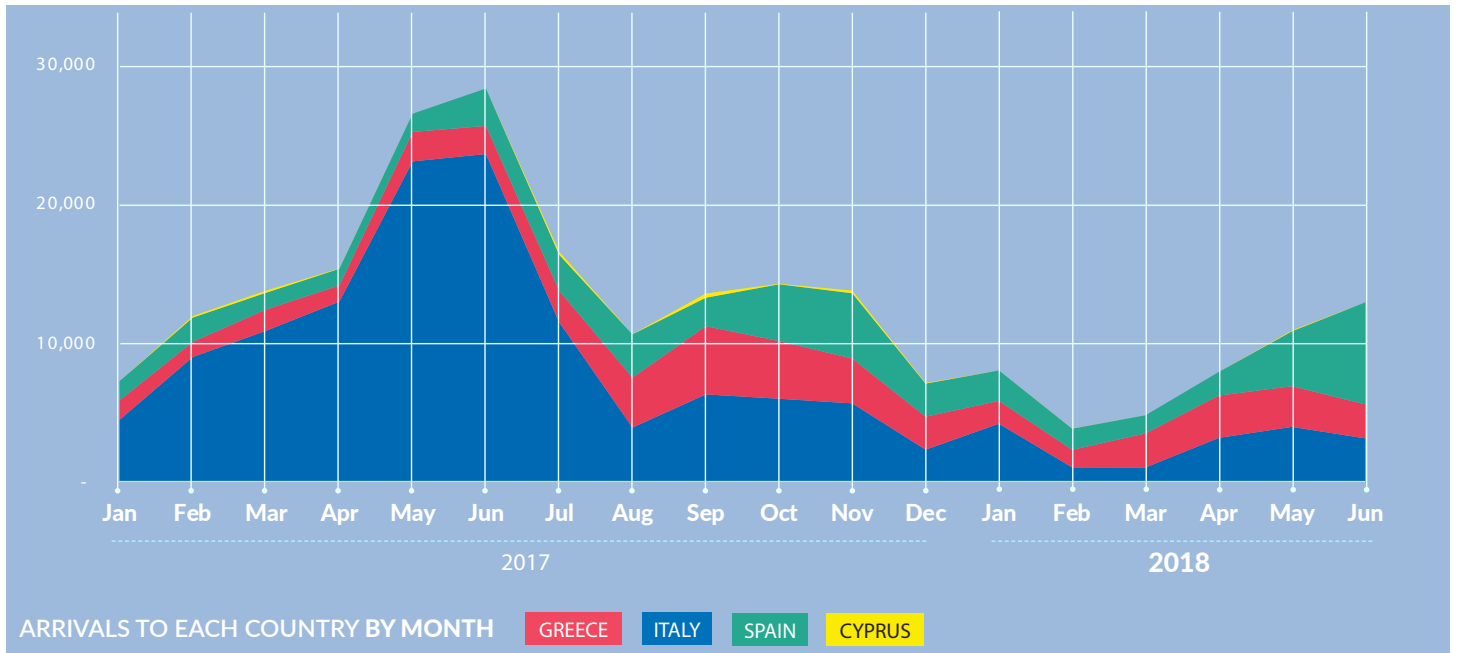


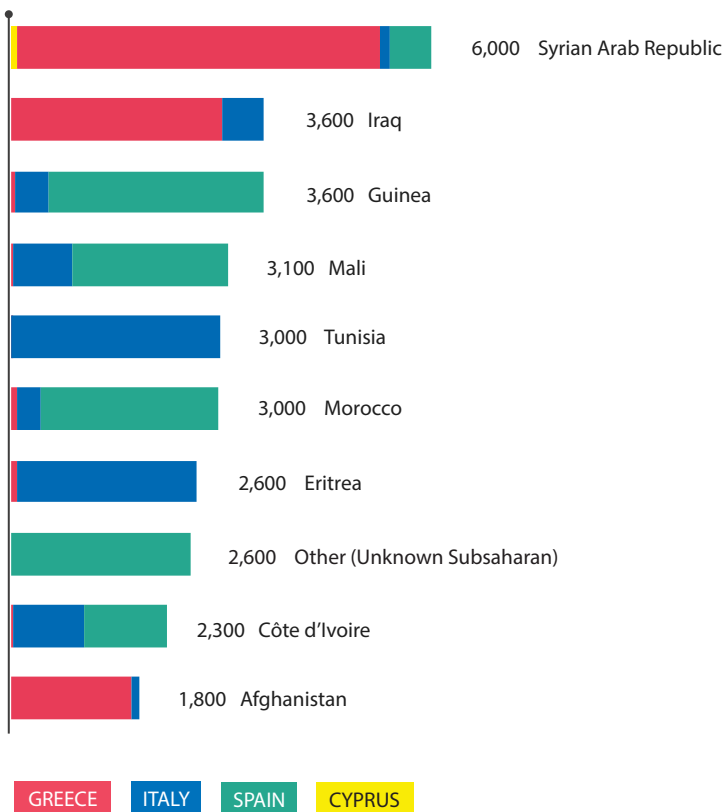
# REFUGEES & MIGRANTS ARRIVALS TO EUROPE IN 2018 (MEDITERRANEAN)

## TOTAL ARRIVALS<sup>1</sup> (Jan-Jun 2018)

<b>2018</b>	<b>48,300</b>	(As of 30 June 2018)
<b>2017</b>	<b>102,800</b>	(As of 30 June 2017; total of 2017: 178,500)
<b>2016</b>	<b>233,500</b>	(As of 30 June 2016; total of 2016: 362,753)
<b>2015</b>	<b>153,000</b>	(As of 30 June 2015; total of 2015: 1,015,078)



## ARRIVALS' MOST COMMON COUNTRIES OF ORIGIN



## OVERVIEW

Between 1 January and 30 June 2018, over 48,300 refugees and migrants crossed the Mediterranean Sea from North Africa and Turkey. Most crossed the Western Mediterranean from Morocco to Spain. Arrivals in 2018 most commonly originated the Syrian Arab Republic, Iraq, Guinea and Mali.

In 2018, 59% of arrivals were men, 25% children, and 16% women.

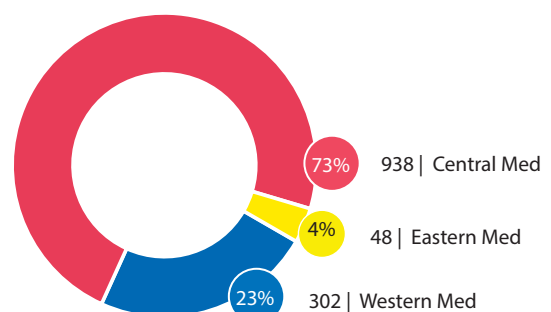
Due to the high risks associated with crossing the Mediterranean Sea, it is estimated that some 1,288 refugees and migrants are thought to have died between January and June 2018 compared to 2,300 in the same period in 2017. Most deaths occurred along the route from North Africa to Italy.

## DEAD AND MISSING (Jan-Jun 2018)

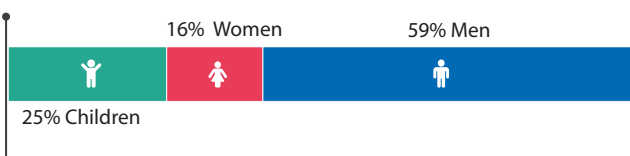
TOTAL (ESTIMATED)

<b>2018</b>	<b>1,288</b>	(As of 30 June 2018)
<b>2017</b>	<b>2,300</b>	(As of 30 June 2017)

## DISTRIBUTION PER ROUTE



## DEMOGRAPHIC<sup>2</sup> BREAKDOWN



### ARRIVALS BY SEA AND LAND SPAIN<sup>3</sup>

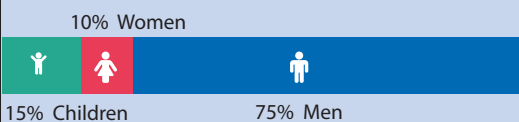
#### TOTAL ARRIVALS

**JAN – JUN 2018** **18,000**  
Sea Arrivals : 15,000 Land Arrivals: 3,000

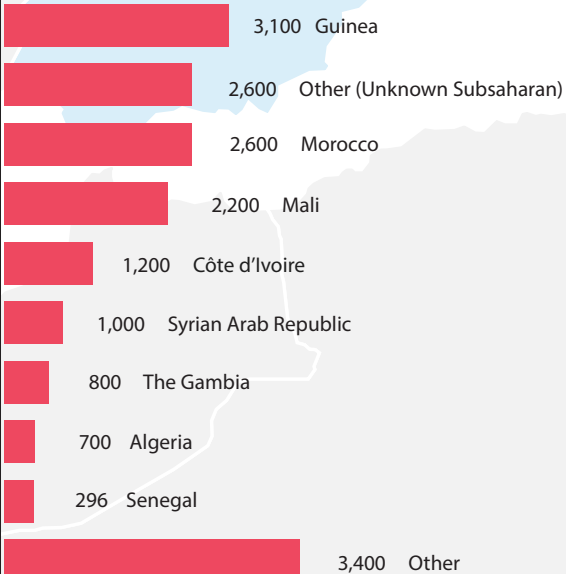
**JAN – JUN 2017** **9,300**

**JAN – JUN 2016** **4,900**

#### DEMOGRAPHIC BREAKDOWN



#### ARRIVALS' MOST COMMON COUNTRIES OF ORIGIN



### ARRIVALS BY SEA ITALY

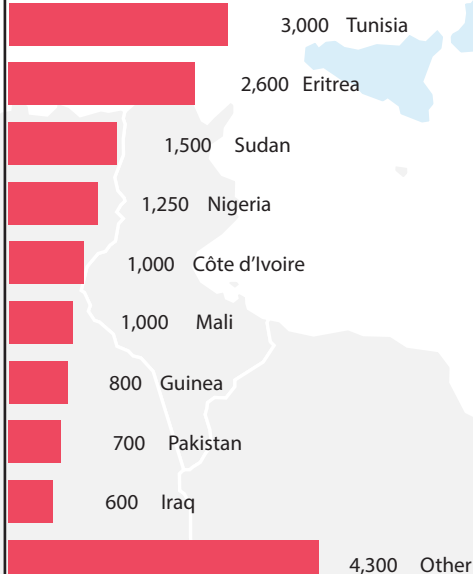
**JAN – JUN 2018** **16,600**

**JAN – JUN 2017** **83,700**

**JAN – JUN 2016** **70,200**



UASC : 2,591 children (84% of all children that arrived between Jan and Jun 2018)

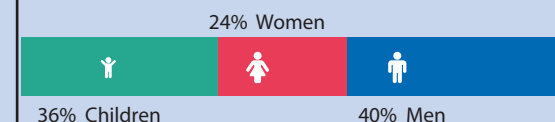


### ARRIVALS BY SEA GREECE

**JAN – JUN 2018** **13,700**

**JAN – JUN 2017** **9,300**

**JAN – JUN 2016** **158,400**



UASC: 608 children (11% of all children that arrived between Jan and Jun 2018)

