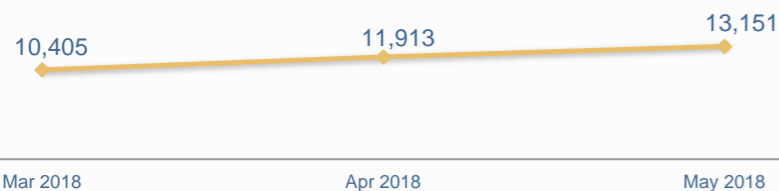
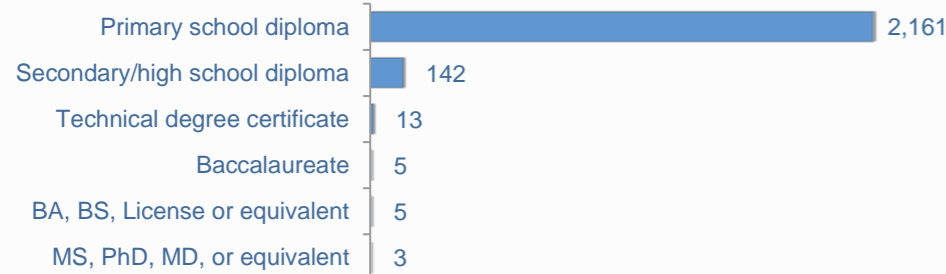


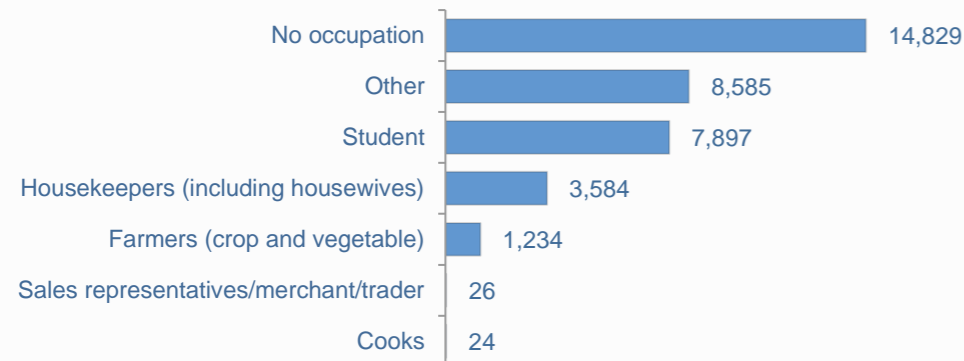
L3 Registration Monthly Trends



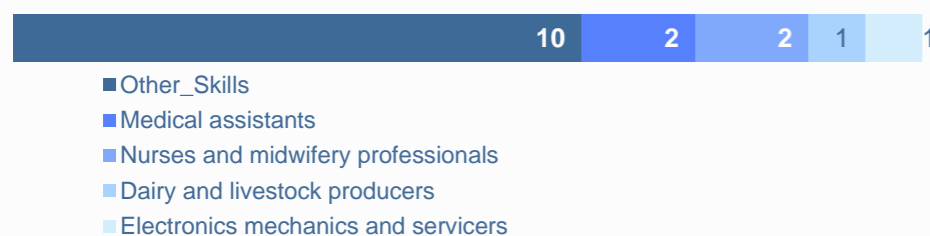
Education (Aged 5 and above individuals)



Occupation (Top 7 occupation for Aged 18 and above individuals)



Skills (Top 5 skills for Aged 18 and above individuals)



Documentation (Issued by UNHCR & ARRA)

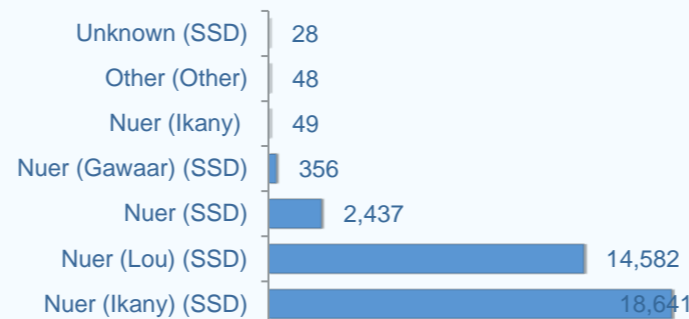
7,018 Proof of Registration issued (for all verified household)
11,623 Identity Card issued (for all individuals aged 14 and above)

Documents issued by ARRA*

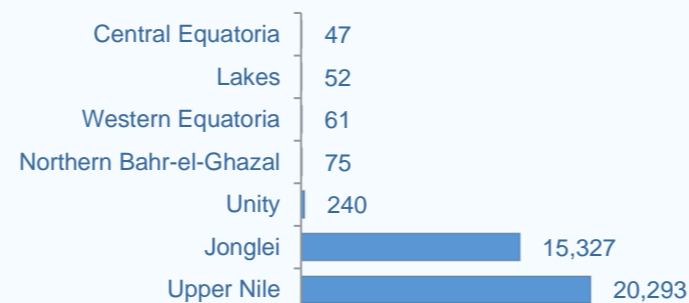
Birth Certificate	Marriage Certificate	Divorce Certificate	Death Certificate
417	205	38	7

* Source: ARRA (Statistics as of 31 March 2018)

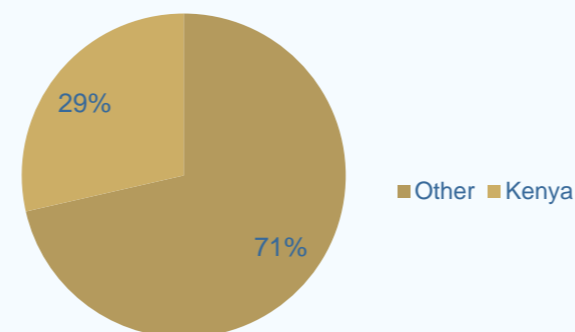
Ethnicity (Top 7)



Country of Origin (Top 7)



Relatives living abroad (Top 5)



209 Relatives living in country of asylum

Refugee Status Determination

0 Total Asylum seekers waiting for Refugee status determination

Total L3 Registered Individuals

35,462

Total L3 Registered Households

7,018

Total individuals awaiting for L3 Registration

61,641

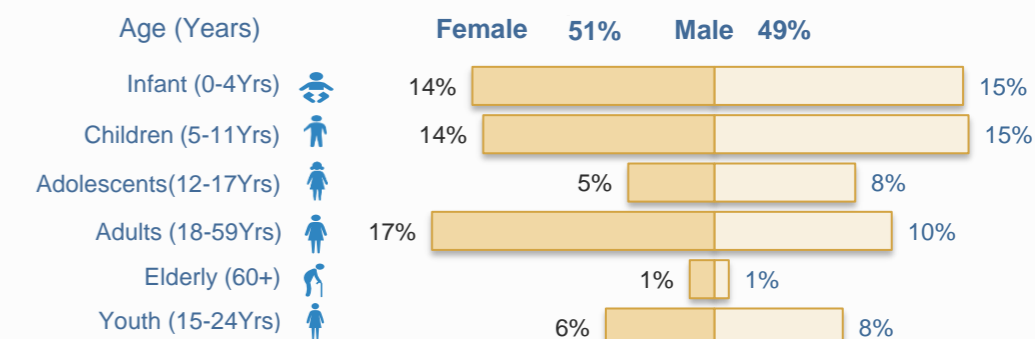
Total target individuals for L3 Registration

97,103

Total individuals enrolled on BIMS

22,422

Demography



Sources of Income and Assistance

Subsistence	Provider	Assistance Type	Avg Amount Received per HH / month (in ETB)
Other sources of income	Relative/s abroad	Cash	-
Assistance	Humanitarian/Govt	Food Basket	-

Specific Needs / Vulnerabilities

Specific Need Type	Male	Female	Total
Child at risk	85	147	232
Disability	131	242	373
Family unity	80	530	610
Older person at risk	68	262	330
Serious medical condition	13	18	31
Single parent	93	1,346	1,439
Specific legal and physical protection needs	1	-	1
Unaccompanied or separated child	3,361	2,481	5,842
Woman at risk	-	2,334	2,334
Grand Total	3,832	7,360	11,192

Note: Child at risk excludes records of children at risk of not attending school while Woman at risk excludes records of lactating mother