

ITALY Sea arrivals dashboard

Overview

9,467

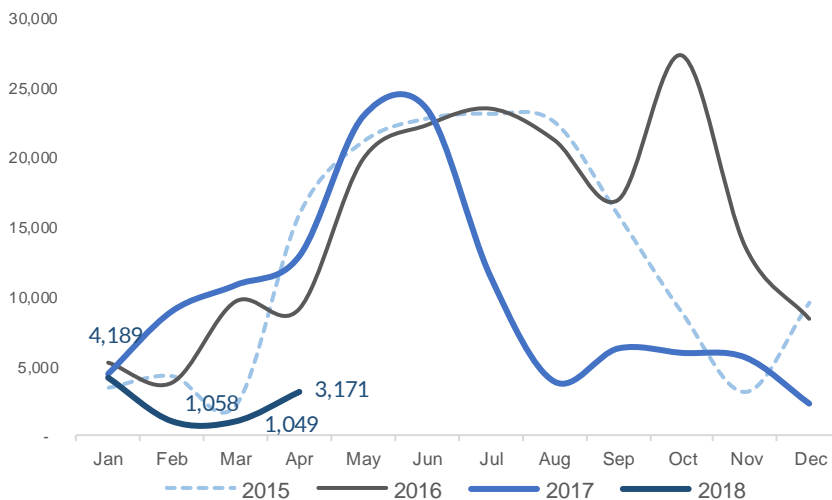
 Jan - Apr 2018 ¹
37,235

 Jan - Apr 2017 ¹

Between 1 January and 30 April 2018, 9,467 persons arrived in Italy by sea. This is a 75% decrease compared to sea arrivals in the same period last year (37,235). Sea arrivals in April 2018 (3,171) were higher than in February and March this year, but still a significant reduction compared to April 2017, when nearly 13,000 refugees and migrants reached Italian shores.

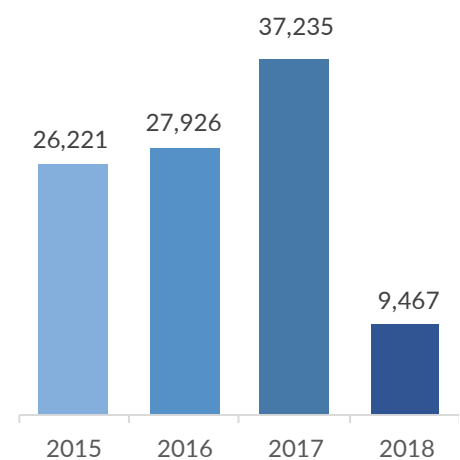
Monthly sea arrivals

January 2015 to April 2018



Yearly sea arrivals

January to April, 2015-2018

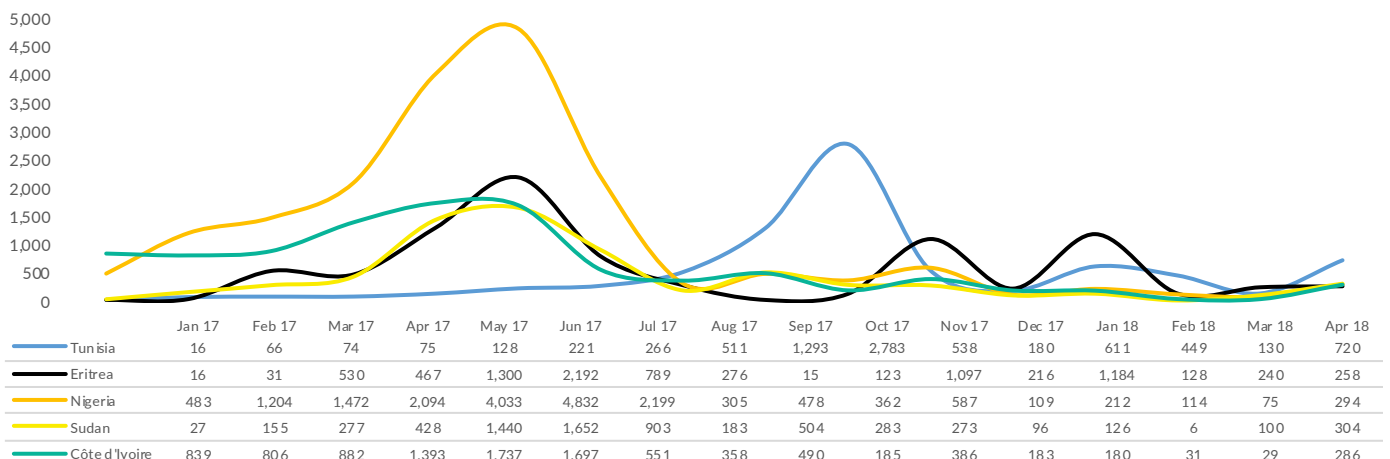


Nationality of arrivals

Between 1 January and 30 April 2018, 20% of all arrivals originated from Tunisia, followed by Eritrea (19%), Nigeria (7%), Sudan (6%), Côte d'Ivoire (6%), Pakistan (5%), Mali (4%), Guinea (4%), Algeria (3%), and Senegal (3%).

In the first four months of 2018, the numbers of sea arrivals belonging from the ten nationalities most commonly reaching Italian shores have been significantly lower than in the same period last year, but for Eritreans and Tunisians. Whereas just over 1,000 Eritrean sea arrivals were recorded between January and April 2017, over 1,800 reached disembarkation sites in southern Italy in the first four months of 2018. Also, while Tunisian sea arrivals in the first four months of 2017 stood at 321, their numbers peaked to over 1,900 in the same period this year. Furthermore, the numbers of Libyans reaching Italian shores in the January-April 2018 period are 50% higher than in the same period last year.

Most common nationalities of arrivals - January 2017 to April 2018



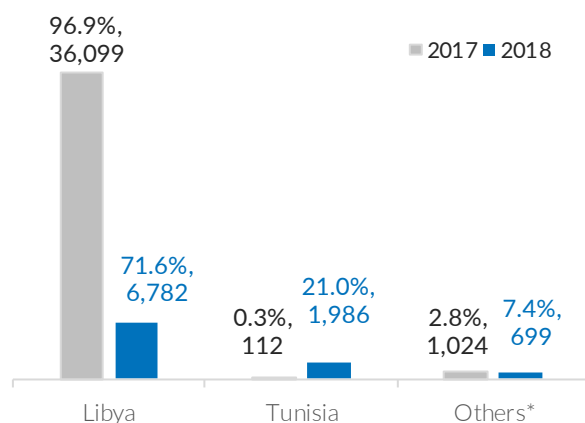
Country of embarkation and demographics of arrivals

Between 1 January and 30 April 2018, most sea arrivals were men (70%), followed by unaccompanied and separated children, or UASC (15%), adult women (12%) and accompanied children (3%).

While Libya remains the main country of departure for persons arriving in Italy by sea, the proportion of sea arrivals embarking in Libya is much lower than in the same period last year (71.6% in January-April 2018, compared to 96.9% in January-April 2017). The majority of new arrivals disembarked following SAR operations conducted on the high seas. However, autonomous sea arrivals also occurred, with persons most commonly reaching southern Italy from Tunisia, but also from Turkey, and Greece. Between 1 January and 30 April 2018, 21% of sea arrivals departed from Tunisia, compared to 0.3% in the same period last year. Most vessels arriving autonomously were intercepted by the authorities just off the Italian coast, and transferred to port sites where persons were subsequently undergoing identification procedures.

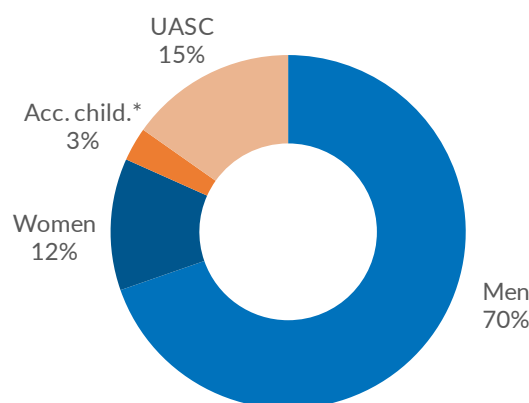
Country of embarkation

January to April 2017 and 2018



Demographics of arrivals

January to April 2018



* Others include Turkey and Greece

Nationality and demographics of arrivals

Between 1 January and 30 April 2018, 25% of Eritrean, 24% of Ivoirian, and 23% of Nigerian sea arrivals were women. Eritrean, Ivoirian and Nigerian women cumulatively accounted for 64% of all female sea arrivals in the first four months of 2018. So far in 2018, 446 Eritrean women were registered at landing points, compared to 177 in the same period last year. The numbers of Ivoirian and Nigerian women arriving this year have however decreased compared to last year (124 Ivoirian women in January-April 2018, compared to 499 in January-April 2017; 160 Nigerian women in January-April 2018, compared to 1,582 in January-April 2017). Although UASC arrivals in 2018 are lower than last year, their proportion among sea arrivals (15%) remains comparable to the first four months of 2017.

Nationality and demographics of arrivals – January to April 2018

