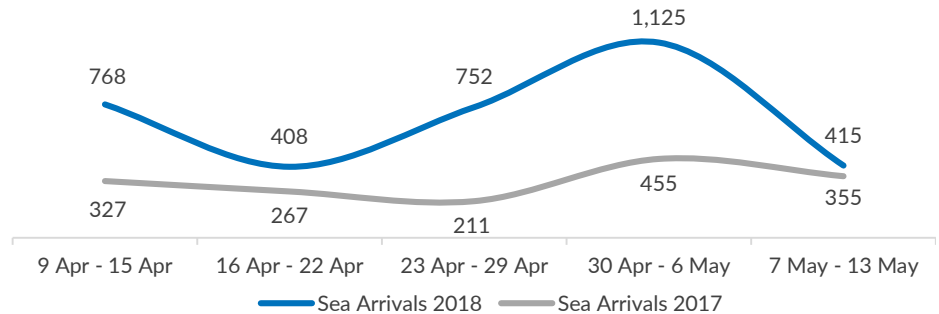


# Greece Aegean Islands Weekly Snapshot

## Arrivals

This week, 415 people arrived on the Aegean islands, a decrease from last week's 1,125 arrivals but an increase from last year's 355 arrivals during the same period.

The average daily arrivals this week equalled 59, compared to 161 in the previous week.



## Population on the Islands

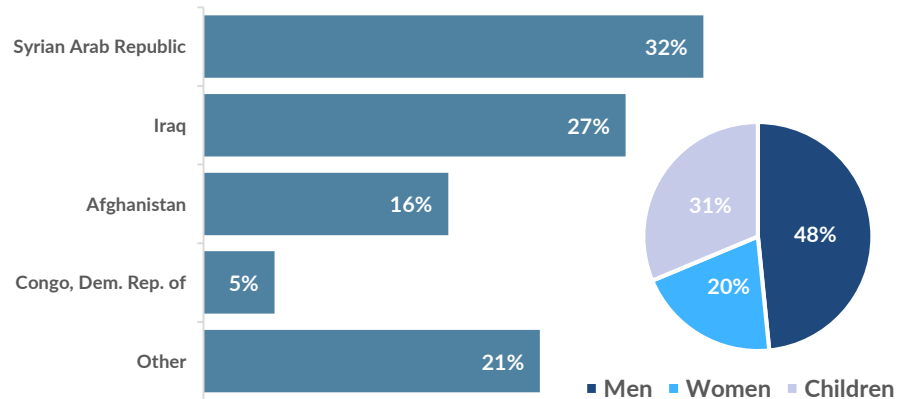
Some 14,200 refugees and migrants reside on the Aegean islands. In line with the trend of arrivals, the majority of the population on the Aegean islands are from Syria (32%), Iraq (27%) and Afghanistan (16%).

Women account for 20% of the population and children for 31% of whom nearly 7 out of 10 are younger than 12 years old.


Approximately 13% of the children are unaccompanied or separated, mainly Syrian and Afghan.

Some 43% are men between 18 and 39 years old.

## Demographics

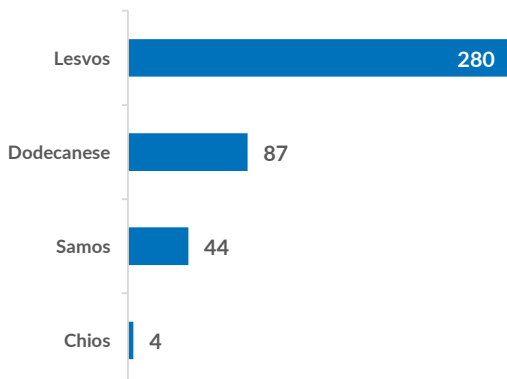


## Population by Location



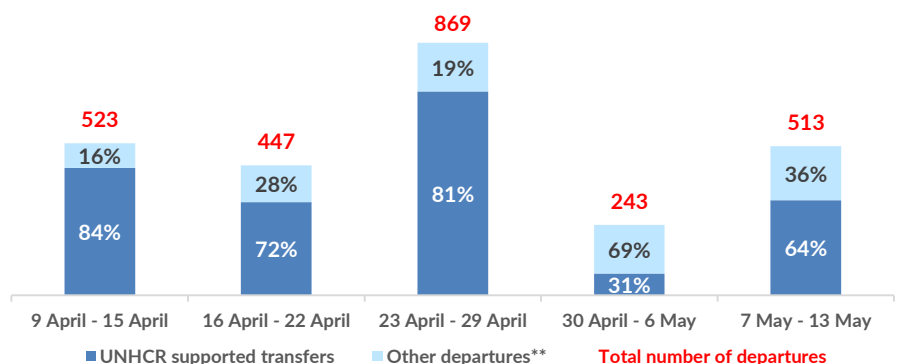
## Entry Points by Sea

This week, 415 people reached the Aegean islands, the vast majority of whom arrived to Lesbos. The average daily arrivals on all islands was 161.



## Departures to the mainland

This week, 513 asylum-seekers departed, once authorized by the authorities, from the Aegean islands to the mainland. Of those, 64% were transferred - with the support of UNHCR - to state-run sites and UNHCR's accommodation facilities on the mainland.



\* Other include other facilities and self-accommodated; \*\*Other departures include i) transfers under IOM AVRR, ii) transfers of UASCs to state run facilities and iii) those who depart on their own means (following the lift of geographical restriction). Statistics regarding Returns in the framework of the EU-Turkey Statement, can be found [in UNHCR's data portal](#).

Data Sources: Population data - UNHCR estimates based on enrollment; Arrivals/Departures - Hellenic Police, Hellenic Coast Guard.

Figures are subject to future adjustment based on consolidated figures provided by authorities.