

Synthèse Globale des données des réfugiés maliens au Niger



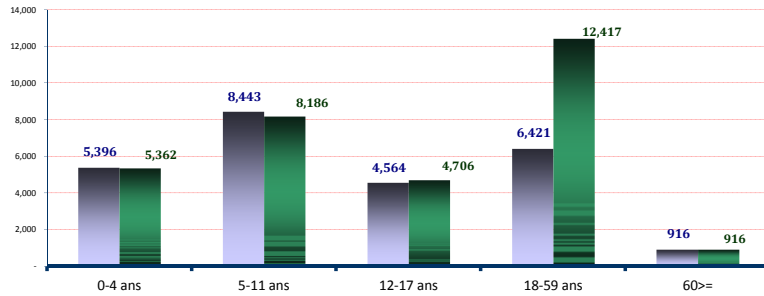
A. Synthèse des données

| | | |
|-----------------|--------------------|-----------------|
| Dernière MAJ | 30-Apr-2018 | Familles |
| Effectif global | 57,327 | 11,778 |

| Camp | Individus | Urbain | Individus ZAR | Individus | |
|------------------|-----------|------------------|---------------|--------------|--------|
| Abala (O) | 16,109 | Niamey (U) | 3,727 | Intikane (O) | 17,763 |
| Mangaize (O) | 8,259 | Averou ville (U) | 502 | | |
| Tabareybarey (O) | 10,967 | | | | |

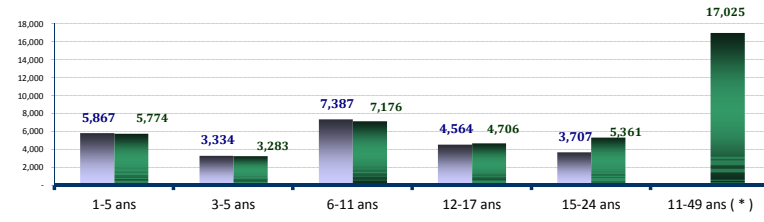
B. Démographie de la pop. Actuelle

| Age | Homme | Femme | (%) |
|----------------|---------------|---------------|-----------------|
| 0-4 ans | 5,396 | 5,362 | 18.77% |
| 5-11 ans | 8,443 | 8,186 | 29.01% |
| 12-17 ans | 4,564 | 4,706 | 16.17% |
| 18-59 ans | 6,421 | 12,417 | 32.86% |
| 60>= | 916 | 916 | 3.20% |
| S.Total | 25,740 | 31,587 | 100.00% |
| (%) | 44.90% | 55.10% | Familles |
| G.Total | | 57,327 | 11,778 |



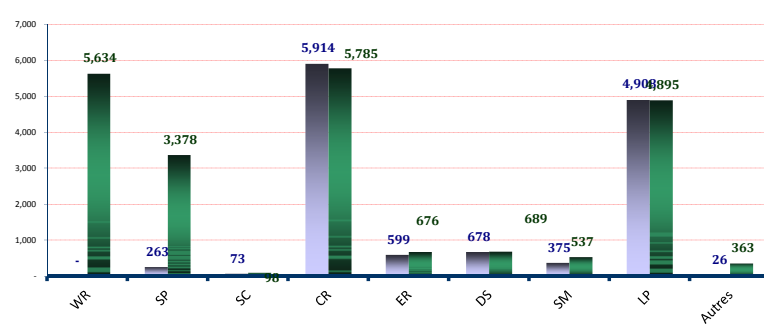
B. Tranche d'âge utile (Kits hygiéniques *)

| Age | Homme | Femme | (%) |
|---------------|-------|--------|--------|
| 1-5 ans | 5,867 | 5,774 | 20.31% |
| 3-5 ans | 3,334 | 3,283 | 11.54% |
| 6-11 ans | 7,387 | 7,176 | 25.40% |
| 12-17 ans | 4,564 | 4,706 | 16.17% |
| 15-24 ans | 3,707 | 5,361 | 15.82% |
| 11-49 ans (*) | | 17,025 | 29.70% |



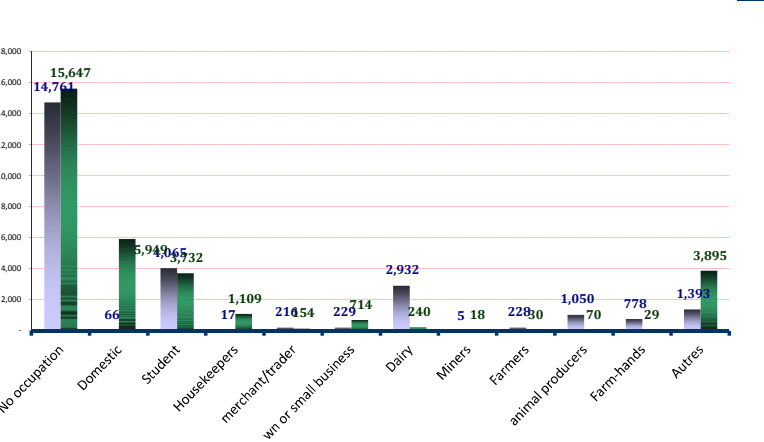
D. Besoins Spécifiques

| Besoins spécifiques | Homme | Femme | (%) |
|---------------------|---------------|---------------|---------------|
| 1) WR | - | 5,634 | 9.83% |
| 2) SP | 263 | 3,378 | 6.35% |
| 3) SC | 73 | 98 | 0.30% |
| 4) CR | 5,914 | 5,785 | 20.41% |
| 5) ER | 599 | 676 | 2.22% |
| 6) DS | 678 | 689 | 2.38% |
| 7) SM | 375 | 537 | 1.59% |
| 8- LP | 4,908 | 4,895 | 17.10% |
| 11) Autres | 26 | 363 | 0.68% |
| Total | 12,836 | 22,055 | 60.86% |



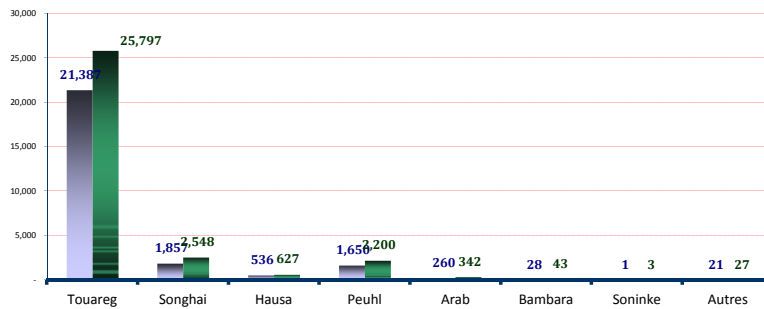
E. Occupations

| Occupations | Homme | Femme | (%) |
|-------------------------|---------------|---------------|----------------|
| No occupation | 14,761 | 15,647 | 53.04% |
| 1) Domestic | 66 | 5,949 | 10.49% |
| 2) Student | 4,065 | 3,732 | 13.60% |
| 3) Housekeepers | 17 | 1,109 | 1.96% |
| 4) merchant/trader | 216 | 154 | 0.65% |
| 5) wn or small business | 229 | 714 | 1.64% |
| 6) Dairy | 2,932 | 240 | 5.53% |
| 7) Miners | 5 | 18 | 0.04% |
| 8) Farmers | 228 | 30 | 0.45% |
| 9) animal producers | 1,050 | 70 | 1.95% |
| 10) Farm-hands | 778 | 29 | 1.41% |
| 11) Autres | 1,393 | 3,895 | 9.22% |
| Total | 25,740 | 31,587 | 100.00% |



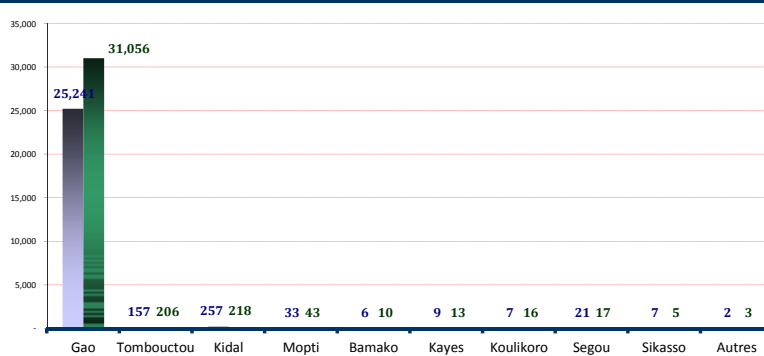
F. Ethnie des réfugiés

| Ethnie | | Homme | Femme | (%) |
|--------|---------|--------|--------|--------|
| 1) | Touareg | 21,387 | 25,797 | 82.31% |
| 2) | Songhai | 1,857 | 2,548 | 7.68% |
| 3) | Hausa | 536 | 627 | 2.03% |
| 4) | Peuhl | 1,650 | 2,200 | 6.72% |
| 5) | Arab | 260 | 342 | 1.05% |
| 6) | Bambara | 28 | 43 | 0.12% |
| 7) | Soninke | 1 | 3 | 0.01% |
| 8) | Autres | 21 | 27 | 0.08% |



G. Regions d'origine

| Region | | Homme | Femme | (%) |
|--------|------------|--------|--------|--------|
| 1) | Gao | 25,241 | 31,056 | 98.20% |
| 2) | Tombouctou | 157 | 206 | 0.63% |
| 3) | Kidal | 257 | 218 | 0.83% |
| 4) | Mopti | 33 | 43 | 0.13% |
| 5) | Bamako | 6 | 10 | 0.03% |
| 6) | Kayes | 9 | 13 | 0.04% |
| 7) | Koulikoro | 7 | 16 | 0.04% |
| 8) | Segou | 21 | 17 | 0.07% |
| 9) | Sikasso | 7 | 5 | 0.02% |
| 10) | Autres | 2 | 3 | 0.01% |



CR : Enfant à risque, WR : Femme à risque, SP : Parent seul, ER : Personne âgée à risque, DS : Handicapé, SM : Condition Médicale sévère, SC : Enfant séparé et UC : Enfant non accompagné, LP : Protection Legal
 Pour toute information, prière adresser vos requêtes à l'adresse suivante : alassane@unhcr.org