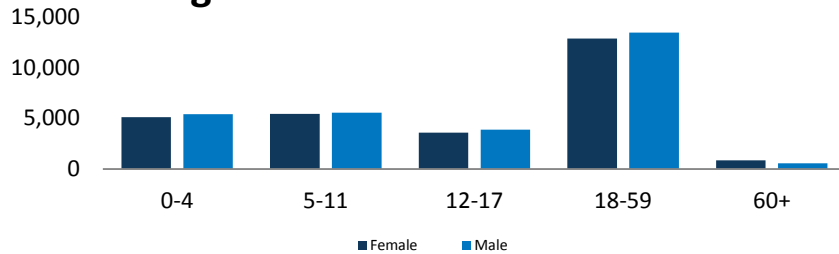


TOTAL REGISTERED REFUGEES AND ASYLUM SEEKERS
56,738
Age and Gender Breakdown

AGE AND GENDER BREAKDOWN

Age	0-4	5-11	12-17	18-59	60+	Total	%
Female	5,132	5,428	3,581	12,870	862	27,873	49.1%
Male	5,402	5,559	3,889	13,452	563	28,865	50.9%
Total	10,534	10,987	7,470	26,322	1,425	56,738	
%	18.6%	19.4%	13.2%	46.4%	2.5%	100%	

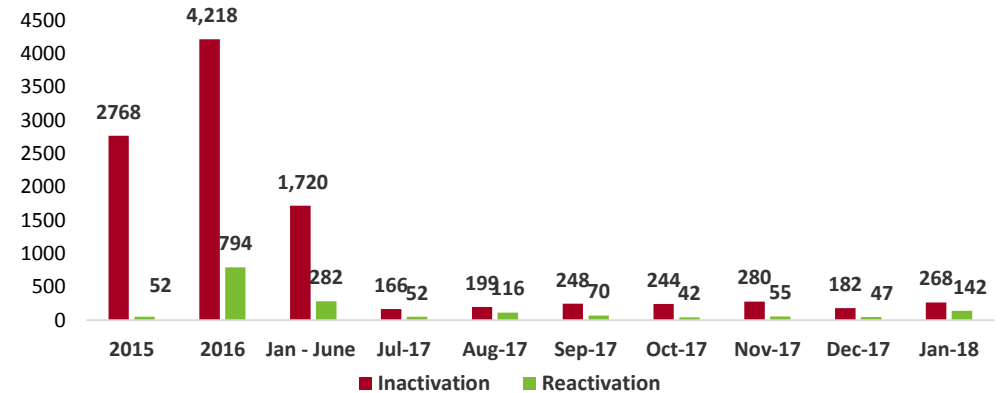
Children 51.1%
 28,969

18-59 46.4%
 26,473

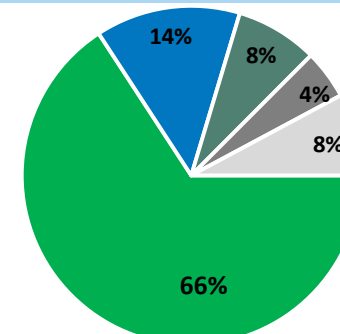
60+ 2.5%
 1,428

SPECIFIC NEEDS

Child at risk	61	1%
Disability	995	22%
Family unity	253	5%
Older person at risk	843	18%
Serious medical condition	1,073	23%
Specific legal and physical protection needs	192	4%
Torture	14	0%
Unaccompanied and separated child	910	20%
Woman at risk	260	6%

An individual may have more than one specific needs
Inactivation and Reactivation (of inactivated) due to missing 3 cycles of general food distribution

Weekly Registration
Week 29th - 31st January 2018

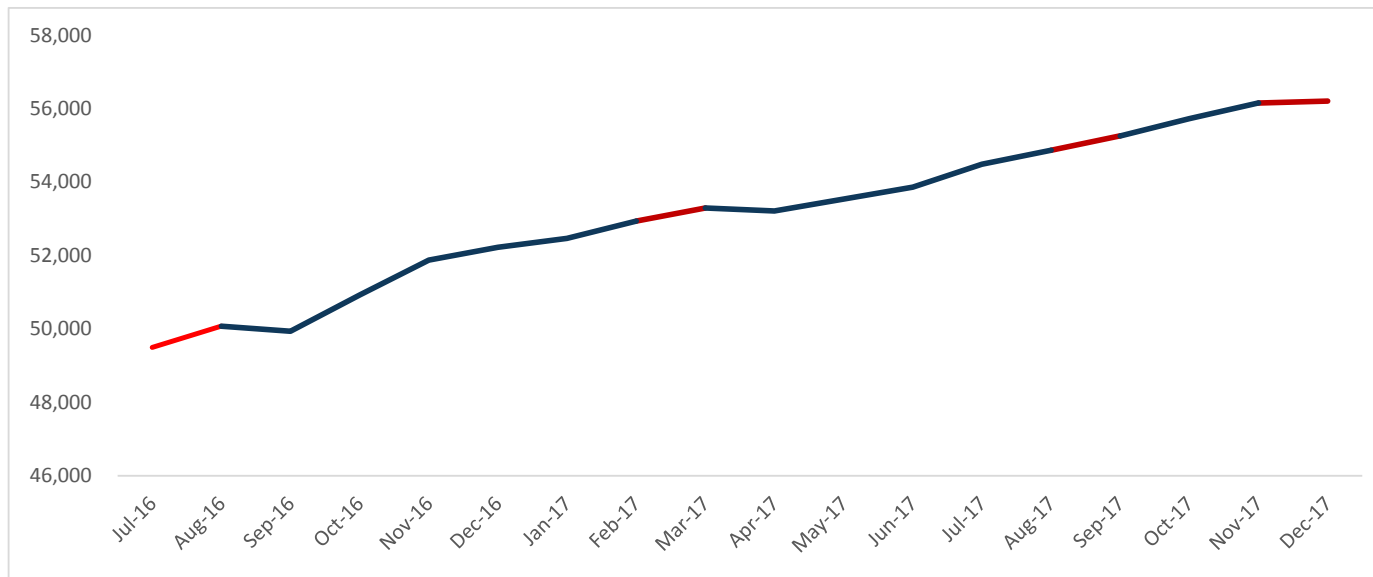
Female	Male	Total
40	71	111

WRA*(15-49) 13,677
WRA*(12-49) For Pads 15,446
TOP 5 AREAS OF ORIGIN


■ Kirundo ■ Muyinga ■ Bujumbura Mairie ■ Ngozi ■ Others

*WRA: Women in Reproductive Age

GROWTH POPULATION TRENDS



Families

Size	Total	%
1	7740	40.72%
2	2196	11.55%
3	2374	12.49%
4	2018	10.62%
5	1738	9.14%
6	1316	6.92%
7	778	4.09%
8	464	2.44%
9	233	1.23%
10	103	0.54%
11	31	0.16%
12	12	0.06%
13	3	0.02%
14	1	0.01%
Total	19,007	100.0%

Age and Gender Breakdown details

Age Cohort	Female	Male	Total
0 - 5	5929	6240	12162
6 - 12	5214	5323	10540
10 - 14	3162	3238	6404
15 - 19	2854	3261	6116
13 - 18	3587	3960	7553
20 - 24	2657	2717	5407
19 -59	12280	12778	25187
60+	863	564	1428

Age Cohort	Female	Male	Total
0-6 months	662	722	1384
0-9 months	1017	1083	2100
6-23 months	2015	2057	4072
0-12 months	1362	1440	2802
0-35 months	3506	3621	7127
0-2 years	3506	3621	7121
3 yrs	909	951	1853
4-5 years	1514	1668	3188
6 years	855	904	1758
7 -12 years	4359	4419	8782

Partners

