

SUDAN: South Sudanese Refugee Response

1-15 January 2017

Rate of new arrivals increasing in January so far.

Progress made on individual registration completed for North Darfur, and key settlements in East Darfur and South Kordofan.

WASH and Health partners needed in South Darfur to support coverage of services for growing population.

3,064

New arrivals from 1-15 January 2018

195,599

Total new arrivals in 2017

770,110

South Sudanese refugees in Sudan

(*Additional sources estimate that there are 1.3 million South Sudanese refugees in Sudan; however, data requires verification.)

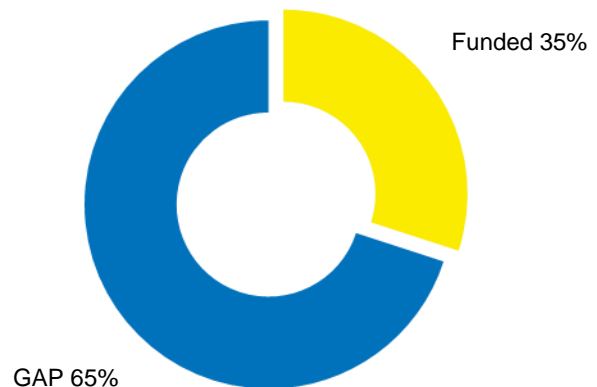
Population and demographic update can be found on page 4.

ESTIMATED FUNDING RECEIVED

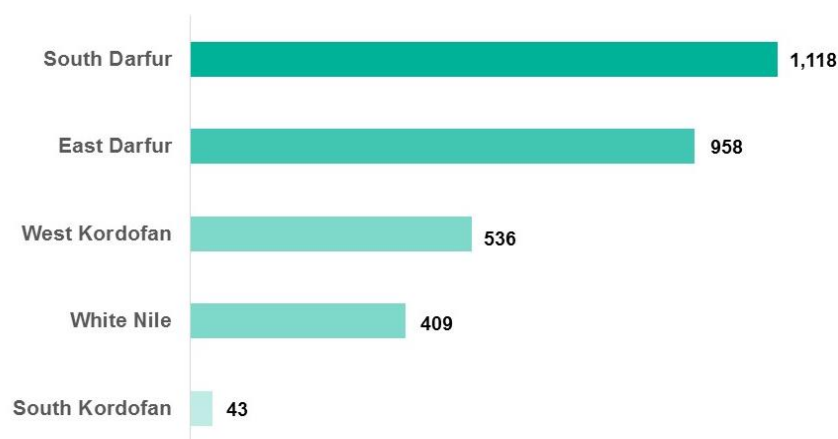
BY ALL PARTNERS IN SUDAN UNDER THE 2017 REGIONAL REFUGEE RESPONSE PLAN (RRRP)

USD 77.4 M

of the USD 221.7 M requested under the 2017 RRRP



NEW ARRIVALS BY STATE IN 2018 (INDIVIDUALS)



Population Update

- **OVER 3,000 REFUGEES HAVE ARRIVED IN JANUARY SO FAR** – An influx of new arrivals has been reported in every state along the border with South Sudan. An estimated 3,064 refugees newly arrived in Sudan over 1-15 January, with the majority arriving to South Darfur (1,118) and East Darfur (958), followed by West Kordofan (536), White Nile (409) and South Kordofan (43). Based on new arrival trends over the past four years, a spike in new arrivals typically occurs from January and February through to the end of the dry season (see page 4), with a drop in the influx rate observed during the rainy season when transit routes become impassable, followed by smaller influxes from October through December. An estimated 200,000 new refugees are anticipated to arrive in Sudan in 2018.
- **INDIVIDUAL REGISTRATION COMPLETED FOR KEY OUT-OF-CAMP SETTLEMENTS IN EAST DARFUR** – Individual (biometric) registration was completed for the post-Dec 2013 refugee caseload across four main out-of-camp refugee settlements in East Darfur, with 15,462 refugees registered in El Ferdous (6,075), Abu Jabra (5,507), Adila (2,826) and Abu Karinka (1,054). So far, biometric registration has been completed for 6 out of 13 refugee sites in East Darfur. Ongoing biometric registration capacity has been established in Kario and Al Nimir refugee camps and the settlement at El Ferdous to ensure new arrivals receive timely registration and reception services. Mobile registration teams will move onto the remaining 7 sites (including Asalaaya, Shearia, Abu Matarig, Muhajiria, Abu Simsim and Umazelti) in the first quarter of 2018.
- **INDIVIDUAL REGISTRATION COMPLETED FOR GEDEID AND QURAYD SETTLEMENTS IN SOUTH KORDOFAN** – The UNHCR-COR mobile registration team completed individual (biometric) registration of 1,623 refugees living in Gedeid (701) and Qurayd (922) settlements. This has led to a reduction in the overall state population estimate by approximately 6,000, for a total of 34,100 individuals. So far, biometric registration has been completed for 9 out of 11 sites across the state, including for Abu Jubaiha Town, Sirajiya, Mabrooka, Um Hasma, Abu Mowara, El Leri West and Tegmala. Biometric registration for refugees living in Kadugli is planned for February, with Al Tadamon settlement to follow.
- **INDIVIDUAL REGISTRATION COMPLETED FOR EL FASHER, NORTH DARFUR** – Individual (biometric) registration was completed for 915 refugees in El Fasher who arrived post-Dec 2013. There are an estimated 2,000 refugees from the pre-Dec 2013 caseload living in El Fasher that still need to be registered and verified.

Operational Update

- **REFUGEES IN BORDER AREAS OF SOUTH DARFUR TO BE RELOCATED TO EL RADOM SETTLEMENTS** – UNHCR and COR conducted a mission on 10 January to Al Fifi and Al Mahari villages along the border with South Sudan to assess the situation of 1,094 refugees settled there. The refugees have been receiving general food distribution from WFP since Fall 2017. They have expressed their wish to be relocated to El Radom Town and settlement area for improved access to services and livelihoods. UNHCR and COR are developing a relocation plan.
- **ADDITIONAL WASH AND HEALTH PARTNERS NEEDED FOR SOUTH DARFUR** – There is an urgent need for WASH partners to address water supply and latrine gaps in Buram. Currently UNHCR is trucking water and building emergency latrines; however, longer-term solutions are needed to address the needs of over 3,200 refugees living in the settlement there. Health partners are also needed to support the scale-up of medical services for a growing refugee population of

22,531 individuals in El Radom Town and reception centre settlement. Approximately 30,000 refugees are anticipated to arrive in South Darfur in 2018, and the majority are likely to settle in El Radom Town and settlement, including the 1,094 refugees planned for immediate transfer transferred immediately from Al Fifi and Al Mahari border areas.

- **HIGH RATE OF SCHOOL DROP-OUT AMONG REFUGEE CHILDREN IN KHARASANA** – Reports from the refugee school in Kharasana indicate that an estimated 40% of enrolled children at the refugee school have dropped out. There is reportedly need for provision of seating and improvements to school infrastructure. The refugee community has requested a school feeding programme to mitigate irregular food distribution and rising food insecurity, which could reduce pressure for children to work to support household income. An assessment is needed to confirm reports and identify targeted solutions to address education and food gaps.

CONTACT

Lindsey Amèrica-Simms, Associate Reporting Officer: americas@unhcr.org

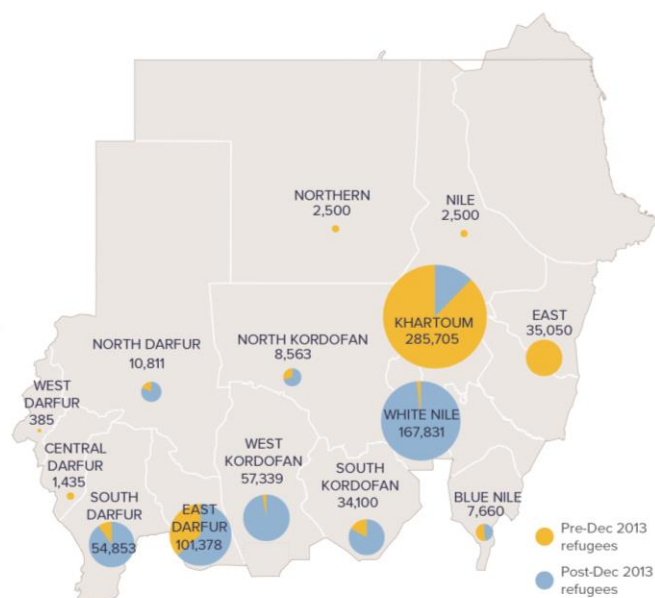
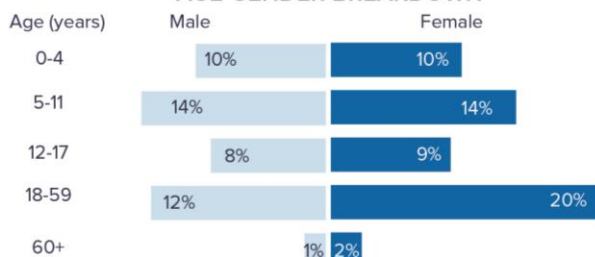
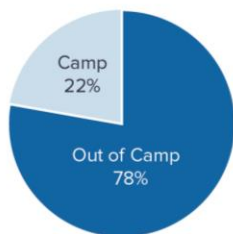
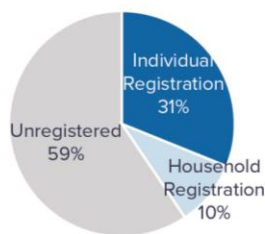
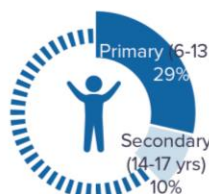
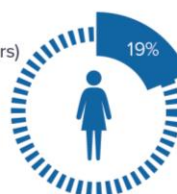
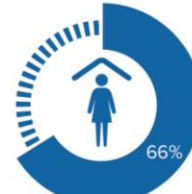
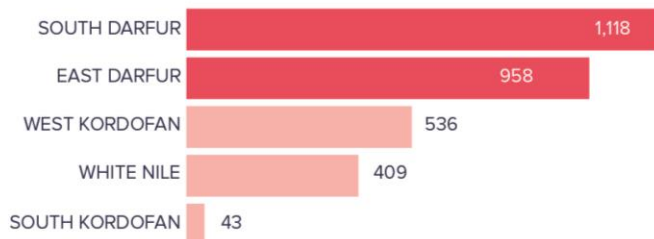
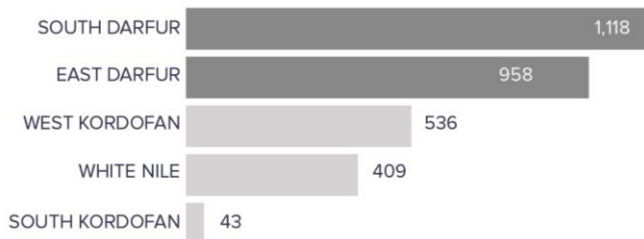
LINKS

UNHCR Data Portal for the South Sudan Situation: <http://data.unhcr.org/SouthSudan/country.php?id=204>

2017 South Sudan Regional Refugee Response Plan: <http://data.unhcr.org/SouthSudan/download.php?id=3165>

Total number of refugees*	770,110
Pre-Dec 2013 refugees	352,462
Post-Dec 2013 refugees	417,648
Total arrivals in 2018	3,064
Total arrivals in Jan 2018	3,064

* Official population statistics now include South Sudanese living in Sudan prior to December 2013, when conflict broke out in South Sudan. This population group is now considered refugees. Additional sources estimate a total of 1.3 million South Sudanese refugees in Sudan; however, data requires verification.

POPULATION BY STATE

AGE-GENDER BREAKDOWN

POPULATION DISTRIBUTION

REGISTRATION PROGRESS

SCHOOL-AGED CHILDREN (6-17 YRS)

REPRODUCTIVE-AGED WOMEN/GIRLS (13-49 YRS)

WOMEN-HEADED HOUSEHOLDS

2018 ARRIVALS BY STATE

January 2018 ARRIVALS BY STATE

MONTHLY ARRIVAL TRENDS (2015-2018)


2018 Arrivals 3,064

The boundaries and names shown and the designations used on this map do not imply official endorsement or acceptance by the United Nations.