



Ministry of Labour Syrian Refugee Unit -- Monthly Progress Report

Syrian Refugee Unit Work Permit Progress Report December 2017

Timeframe	Report includes data gathered through December 31, 2017
Report compiled by	Syrian Refugee Unit at the Ministry of Labour
Date submitted	03/01/2018

Introduction

This report was compiled by the Ministry of Labour's (MoL) Syrian Refugee Unit (SRU) and will provide the following:

- Total work permits issued to Syrian refugees.
- Disaggregation of work permit data by gender, type of permit, and location.
- Camp-specific work permit issuances.

January 1, 2016 to December 31, 2017	83,507 permits issued
January 1, 2017 to December 31, 2017	46,717 permits issued
<i>Of which issued from camps February 2017 to December 31, 2017</i>	12,995 permits issued

Highlights

- On December 12, 2017, the Cabinet approved the sixth Extension of the Grace Period for Syrian refugees Work Permits to be valid until 30 June 2018. Based on that, the Ministry of Labour issued a circular announcing this approval for extending the exemption on the Syrian Refugees Work Permits until June 2018.



Ministry of Labour Syrian Refugee Unit -- Monthly Progress Report

- **6043 WPs** were issue in December 2017 continuing the last month's trend of 6038 WP being issued in November 2017, a significant increase in the monthly rate and largely keeping with the trend begun last month. The average number of permits issued per month over the course of the first twelve months of 2017 is roughly 3893. The increase in monthly issuances has been driven mainly by the construction and agriculture sectors, with 3,033 and 1,931 permits issued respectively.
- Though the overall number of work permits is comparable to last year, more Syrians are obtaining permits in the agriculture sector, 20,247 in 2017 compared to 12,189 in 2016. This 66 % increase may be attributable to the flexible work permits issued through the cooperatives. The Number of WP issued under the Cooperatives since the decision was out up to December 31, 2017 is 29,876.
- The number of work permits issued under the umbrella of the General Federation of Jordanian trade unions (GFJTU) since the decision was out up to December 31, 2017 is 6414.
- **Short-term work permits** with a six-month duration or less continue to be issued, but only for cash-for-work or other "labor-intensive projects" conducted by NGOs. Through December, **260 of these short-term permits were issued.**



وزارة العمل

Ministry of Labour Syrian Refugee Unit -- Monthly Progress Report

Analysis

Work Permit Issuances by Gender

Period	Male	Female	Total
January 1, 2016 to December 31, 2017	80,021 (96%)	3,486 (4%)	83,507
January 1, 2017 to December 31, 2017	44,345 (95%)	2,372 (5%)	46,717

Work Permit Issuances by Type

Reason	Number of Permits
First-Time Issuance	26,394
Renewal	14,727
Change of Workplace	4,924
Social Security Purposes ¹	373
Recruitment ²	39
Temporary Permits ³	260

¹ For purposes of collecting the social security entitlements, work permits may be renewed.

² Recruitment involves hiring non-Jordanian workers while they are still in their country of origin and bringing them to Jordan for work.

³ Based on new instructions and a circular related to employment for cash-for-work projects, short-term work permits were introduced.



وزارة العمل

Ministry of Labour Syrian Refugee Unit -- Monthly Progress Report

Work Permit Issuances by Governorate

Governorate	#	Governorate	#
Amman	15,982	Karak	768
Madaba	480	Ma'an	398
Irbid	18,38	Zarqa	6,698
Jerash	1719	Mafraq	910
Ajloun	257	Tafila	181
Balqa	378	Aqaba	8
Total			46,717

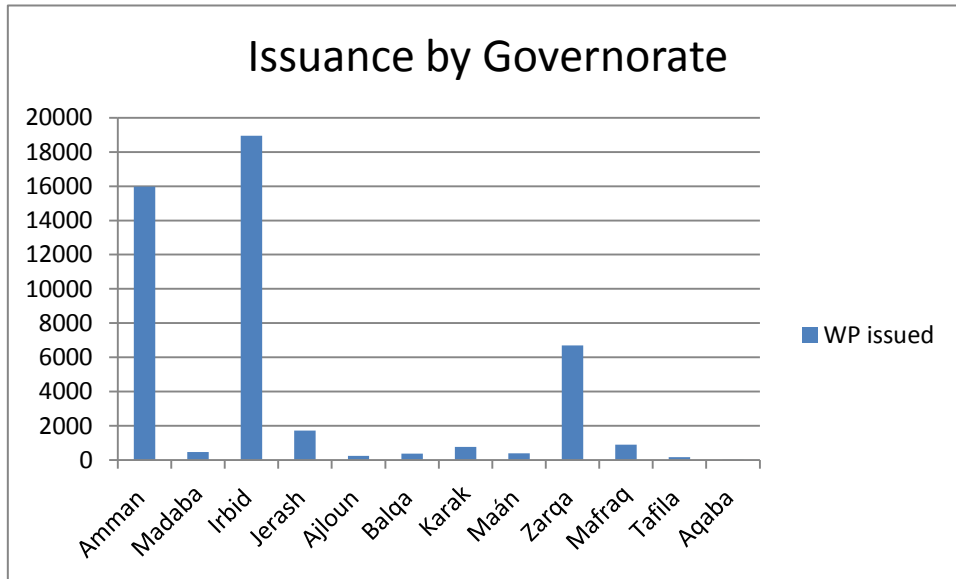


Figure 1: Work Permit Issuances by Governorate (1/1/2017 to 31/12/2017)



وزارة العمل

Ministry of Labour Syrian Refugee Unit -- Monthly Progress Report

Work Permits by Economic Activity

Economic Activity/Field	January to December 2016	Share of Work Permit Issuances	January to December 2017	Share of Work Permit Issuances	Percent Change in Total Work Permits (Year-on-Year)[1]
Agriculture, forestry, and fishing	12,189	33.13%	20,247	43.34%	66%
Mining and quarrying	39	0.11%	25	0.05%	-36%
Manufacturing	6,702	18.22%	5,823	12.46%	-13%
Electricity, gas, steam and air conditioning	9	0.02%	2	0.00%	-78%
Water supply, sewage, waste management activities	321	0.87%	373	0.80%	16%
Construction	3,156	8.58%	8,964	19.19%	184%
Wholesale and retail trade; repair of motor vehicles	5,459	14.84%	4,444	9.51%	-19%
Transportation and storage	678	1.84%	260	0.56%	-62%
Hospitality and food service activities	4,761	12.94%	4,277	9.16%	-10%
Information and communication	37	0.10%	27	0.06%	-27%
Financial and insurance activities	12	0.03%	3	0.01%	-75%
Real estate activities	35	0.10%	14	0.03%	-60%
Professional, scientific and technical activities	80	0.22%	160	0.34%	100%
Administrative and support service activities	965	2.62%	697	1.49%	-28%



وزارة العمل

Ministry of Labour Syrian Refugee Unit -- Monthly Progress Report

Public administration and defense; compulsory social	317	0.86%	460	0.98%	45%
Education	153	0.42%	130	0.28%	-15%
Human health and social work activities	63	0.17%	42	0.09%	-33%
Arts, entertainment and recreation	37	0.10%	27	0.06%	-27%
Other service activities	1,290	3.51%	415	0.89%	-68%
Activities of households as employers; undifferentiated goods and services-producing activities of households for own use.	476	1.29%	164	0.35%	-66%
Activities of extraterritorial organizations and bodies	11	0.03%	163	0.35%	1382%
Total	36,790	100.00%	46,717	100.00%	27%



Ministry of Labour Syrian Refugee Unit -- Monthly Progress Report

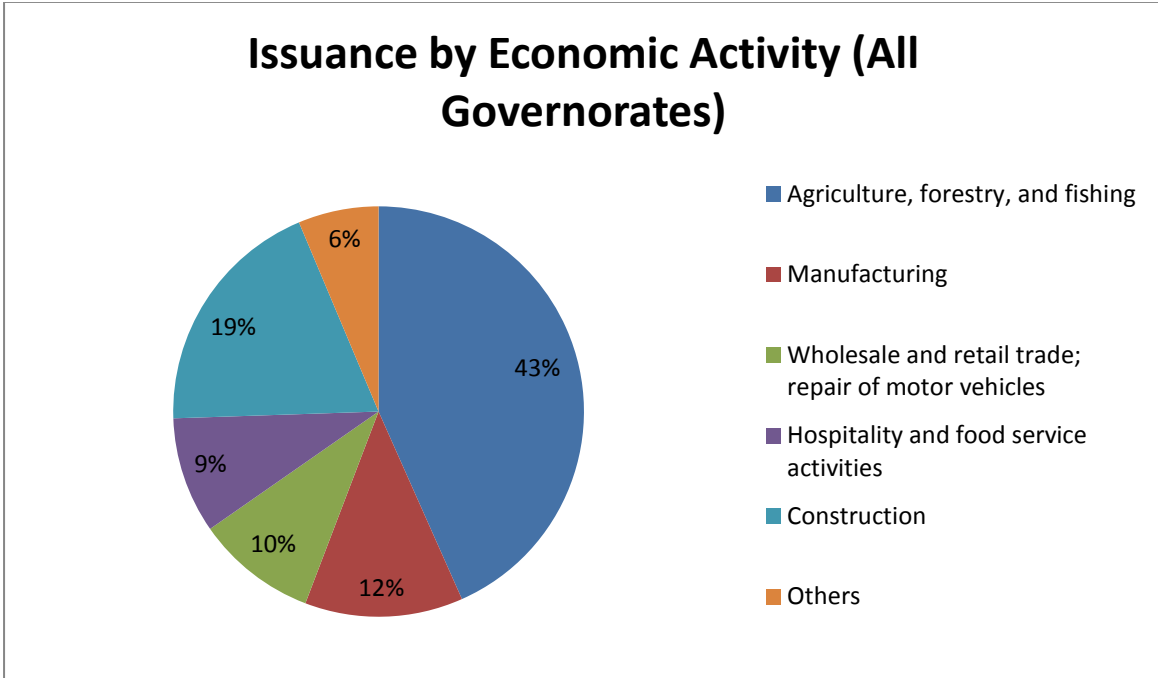


Figure 2: Work Permit Issuances by Economic Activity (1/1/2017 to 31/12/2017)

Work Permit Issuances at Camps

Camp	Work Permits Issued
Azraq Camp	7,926
Za'atari Camp	4,419
Cyber Camp	24
Mrejeb Camp	599
Unknown or Old Record	27
Total	12,995

Figure 3: Work Permit Issuances from Camps (1/2/2017 to 31/12/2017)



Ministry of Labour Syrian Refugee Unit -- Monthly Progress Report

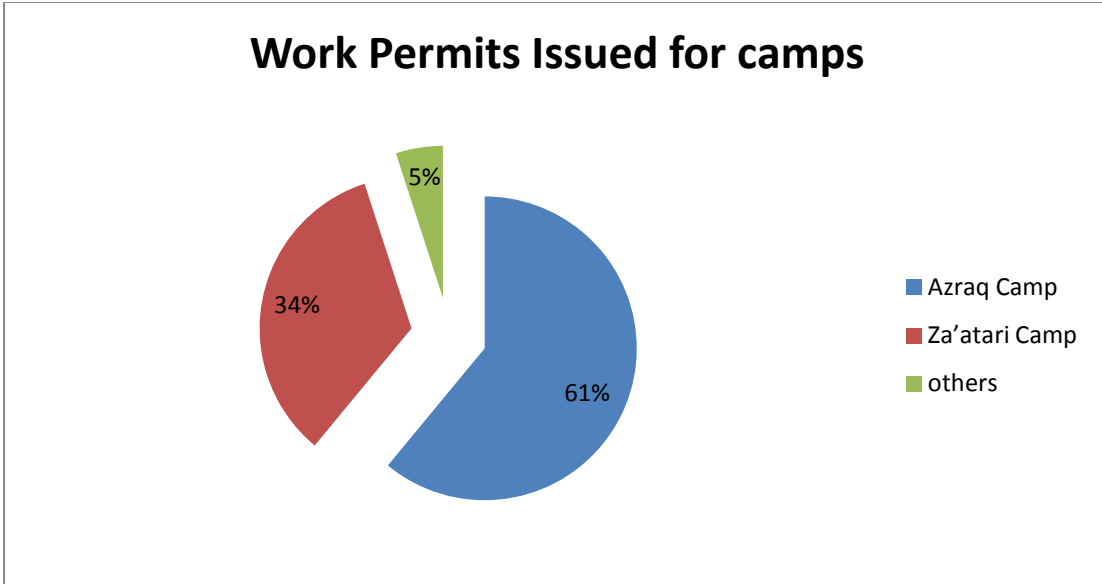


Figure 4: Comparing Work Permit Issuances by Camp (1/2/2017 to 31/12/2017)