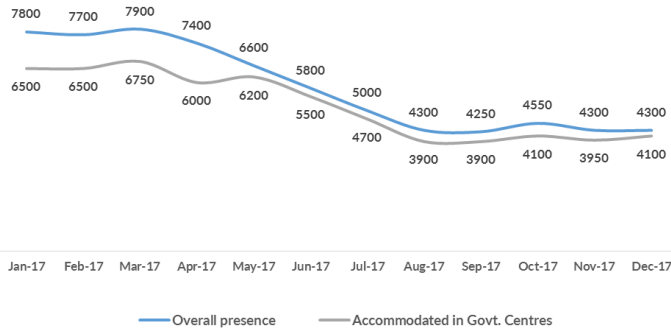


Serbia

December 2017

New refugees, asylum-seekers and migrants - presence and shelter



Total (observed) arrivals – December: 364
Total (observed) arrivals - November: 643

Total (observed) arrivals of unaccompanied/separated children - December: 58
Total (observed) arrivals of unaccompanied/separated children - November: 68

Total occupancy of government centres – end December: 4,100
Total occupancy of government centres - end November: 3,950

Total presence of refugees/migrants/asylum-seekers – end December: 4,300
Total presence of refugees/migrants/asylum-seekers – end November: 4,300

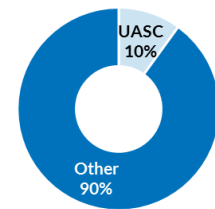
364 ↓
643 ↓

58 ↓
68 ↓

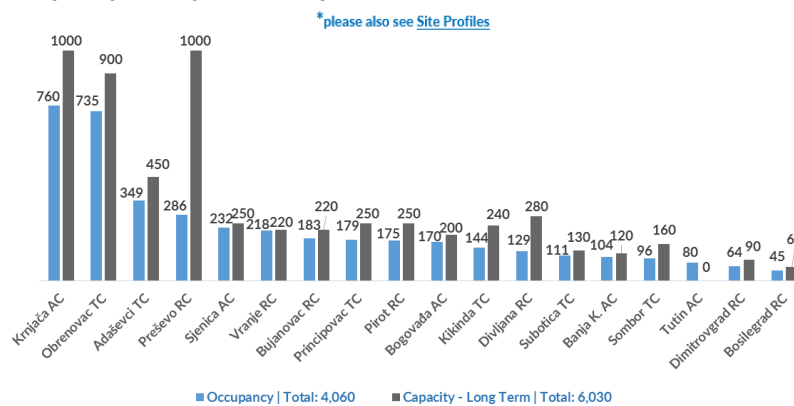
4,100 ↑
3,950 ↑

4,300 ↔
4,300

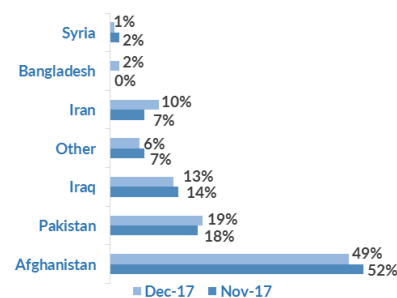
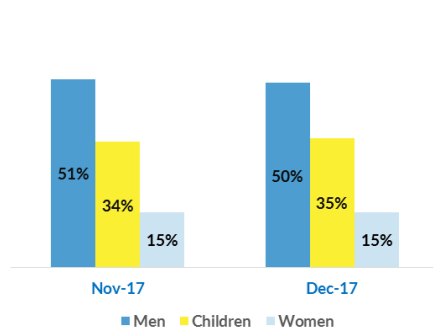
UASC among total observed arrivals Jan-Dec 2017



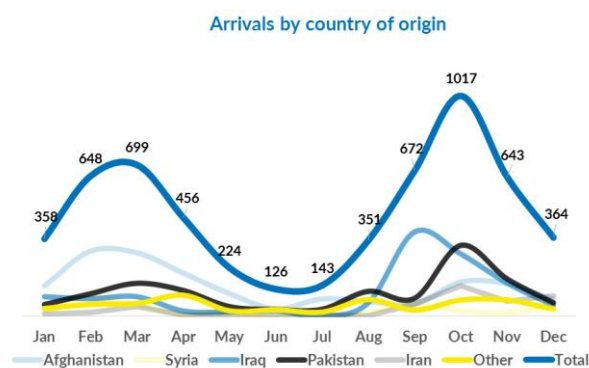
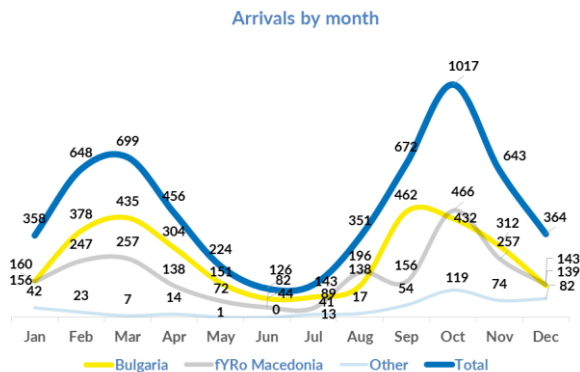
Occupancy of Asylum, Reception and Transit Centres - end December



Profile of refugees/migrants/asylum-seekers



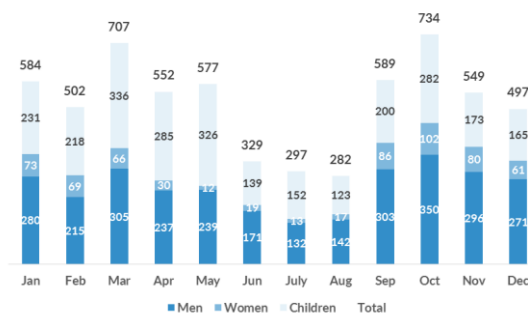
Observed new arrivals - demographics and country of transit



Asylum processing

Applications for asylum submitted - December:	28	↑
Applications for asylum submitted - November:	15	↑
Substantive first-instance decisions - December:	4	↑
Substantive first-instance decisions - November:	1	↑
Positive decisions - December:	1	↑
Positive decisions - November:	0	↑

Registered intentions to seek asylum in 2017



Collective (observed) expulsions into Serbia

Observed expulsions from Hungary - December:	142	↓
Observed expulsions from Hungary - November:	244	↓
Observed expulsions from Croatia - December:	384	↑
Observed expulsions from Croatia - November:	366	↑
Observed expulsions from Romania - December:	267	↓
Observed expulsions from Romania - November:	319	↓

Collective (observed) expulsions into Serbia in 2017

