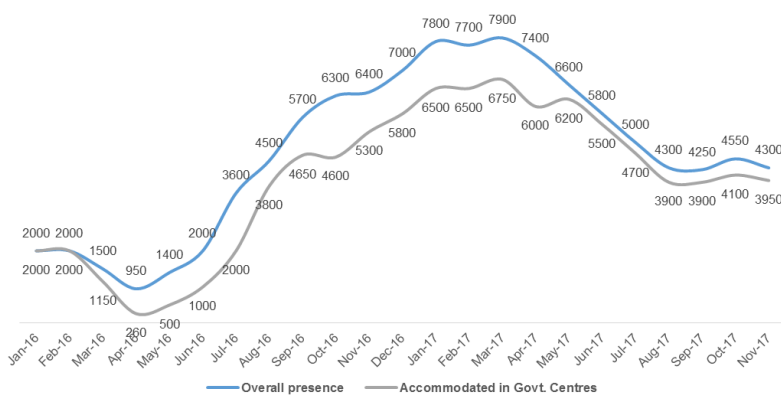


# Serbia

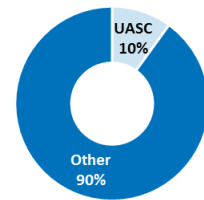
November 2017

## New refugees, asylum-seekers and migrants - presence and shelter



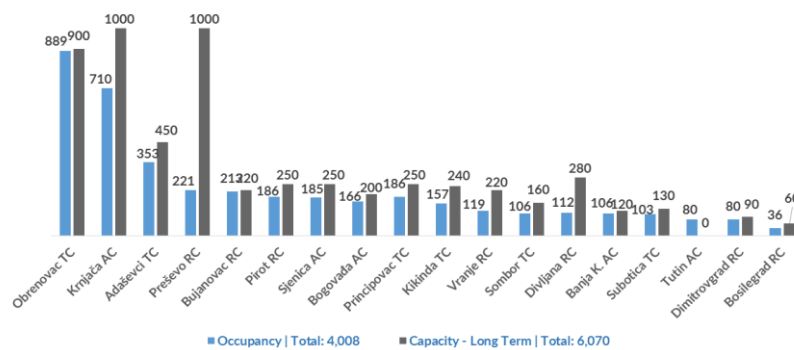
Total (observed) arrivals – November:	643	↓
Total (observed) arrivals - October:	1,017	↓
Total (observed) arrivals of unaccompanied/separated children - November:	68	↓
Total (observed) arrivals of unaccompanied/separated children - October:	69	↓
Total occupancy of government centres – end November:	3,950	↓
Total occupancy of government centres - end October:	4,100	↓
Total presence of refugees/migrants/asylum-seekers – end November:	4,300	↓
Total presence of refugees/migrants/asylum-seekers – end October:	4,550	↓

UASC among total observed arrivals Jan-Nov 2017

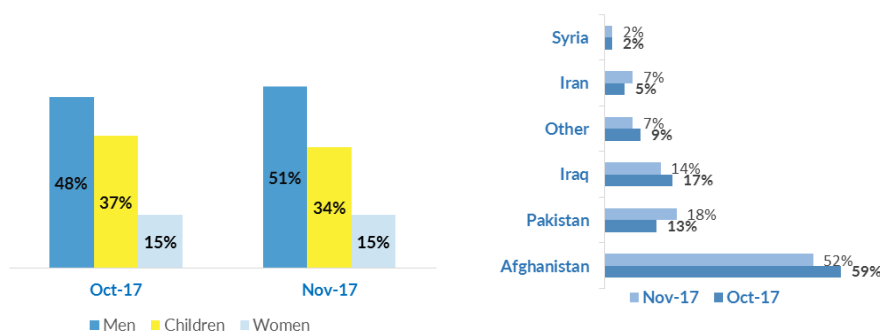


## Occupancy of Asylum, Reception and Transit Centres - end November

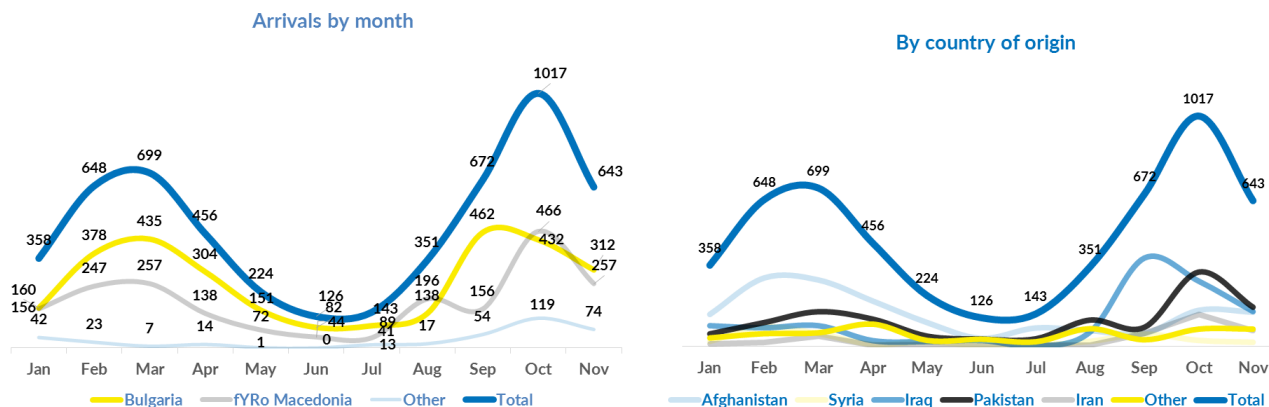
\*please also see [Site Profiles](#)



## Profile of refugees/migrants/asylum-seekers



## Observed new arrivals - demographics and country of transit



## Asylum processing

Applications for asylum submitted - November:	15	↓
Applications for asylum submitted - October:	27	↓
Substantive first-instance decisions - November:	1	↓
Substantive first-instance decisions - October:	10	↓
Positive decisions - November:	0	↓
Positive decisions - October:	10	↓

### Registered intentions to seek asylum in 2017



## Collective (observed) expulsions into Serbia

Observed expulsions from Hungary - November:	244	↓
Observed expulsions from Hungary - October:	334	↓
Observed expulsions from Croatia - November:	366	↓
Observed expulsions from Croatia - October:	384	↓
Observed expulsions from Romania - November:	319	↓
Observed expulsions from Romania - October:	346	↓

### Collective (observed) expulsions into Serbia in 2017

