

2017 - 2018 Winterization assistance summary

Week commencing 03 December 2017 - Syrian cases

Summary

- The deadline for confirming assistances has been reached so the blocks reported should represent confirmed assistance plans.
- 53% of cases have been blocked or assisted.
- 39% of cases have been assisted by UNHCR, Care and ICRC, an increase of nearly 250 from last week.
- UNHCR's second tranche of assistances will be uploaded shortly.

Summary

Geographic eligibility and assistance

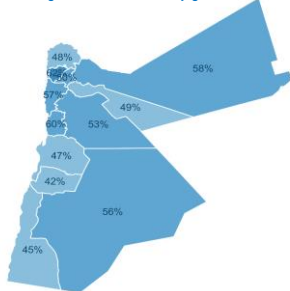
222,478 -262
Eligible individuals

51,236 -147
Eligible cases

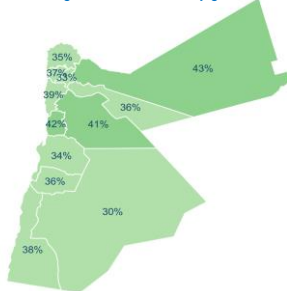
13%
Cases blocked

40% +244
Cases assisted

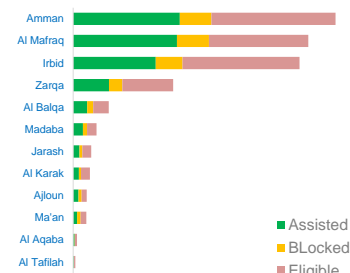
Percentage of cases blocked by governorate



Percentage of cases assisted by governorate



Assisted, blocked and eligible cases by governorate

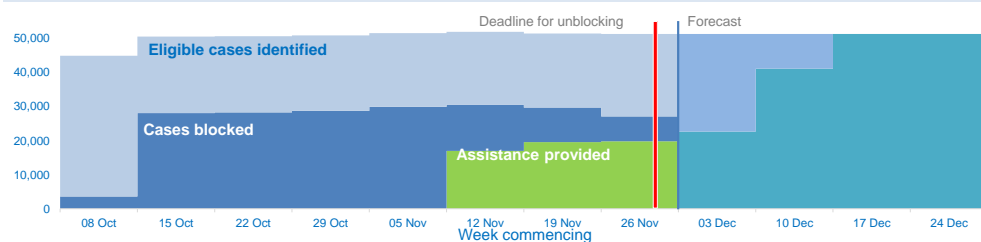


Governorate	ELIGIBILITY			ASSISTANCE STATE				COVERAGE AND GAP		
	Individuals	Cases		Assisted	Soft blocked	Blocked	Remaining	% assisted	% blocked	% remaining
Amman	63,500	14,143		5,752	4	1,701	6,686	41%	12%	47%
Al Mafraq	59,345	12,678		5,597	6	1,715	5,360	44%	14%	42%
Irbid	54,691	12,205		4,451	5	1,443	6,306	36%	12%	52%
Zarqa	12,886	5,390		1,928	3	721	2,738	36%	13%	51%
Al Baqqa	9,086	1,916		756	1	328	831	39%	17%	43%
Madaba	5,857	1,260		528	0	224	508	42%	18%	40%
Jarash	4,450	972		339	3	152	478	35%	16%	49%
Al Karak	4,178	905		310	0	115	480	34%	13%	53%
Ajloun	3,449	732		287	2	169	274	39%	23%	37%
Ma'an	3,429	713		214	0	188	311	30%	28%	44%
Al Aqaba	958	207		80	0	14	113	39%	7%	55%
Al Tafilah	649	115		41	0	7	67	36%	6%	58%
Total	222,478	51,236		20,283	24	6,777	24,152	40%	13%	47%

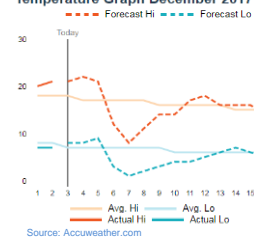
Forecast blocking and assistance provision over time (2017)

Forecasting assistance

- UNHCR is blocking the remaining 21,342 cases on the Cash list to provide assistance in the week commencing 10th December.
- Although some partners have extended their block window by 45 days it is encouraged that winter assistance is provided in the coming weeks as temperatures continue to drop and a sharp drop in temperatures later this week.



Temperature Graph December 2017



Targeting by organisation

List sources

Organisation	Wait list	Cash list	Partner own	Total
(blank)	415	21,334	0	21,749
UNHCR	19,209	1	0	19,210 ▲9
ICRC	105	7	2,479	2,591 ▲2
Care	159	917	953	2,029 ▲13
ICMC	290	194	649	1,133 ▼-96
INTERSOS	216	296	605	1,117 ▼-825
Caritas	5	469	591	1,065 ▼-133
PU-AMI	167	196	403	766
MC	65	169	318	552
DRC	122	86	295	503 ▲1
IOCC	1	357	11	369 ▲369
WRG	91	9	52	152 ▲51
Total	20,845	24,035	6,356	51,236 ▼-138

Assistance

Assistances
0
16,786 ▲9
2,588 ▲2
909 ▲739
0
0
0
0
0
0
0
0
20,283 ▲750

Assistance remaining

This week
0
21,298
3
1,117
1,133
1,117
1,065
766
552
503
369
151
27,923

Assistance by targeting list

	Assisted	Blocked
Cash list	421	23,614
Partner list	2,846	3,510
Wait list	17,016	987

Cash list	2%	98%
Partner list	45%	55%
Wait list	95%	5%

Winterization activity provided by:

