

2017 - 2018 Winterization assistance summary

Week commencing 12 November 2017 - Syrian cases

Summary

- UNHCR assistance provided to non-Syrian refugees (not reflected here)
- 651 additional cases identified, 58% of eligible cases have been blocked. UNHCR blocking of non-targeted cases due w/c 03 Dec.
- No assistance has been uploaded to RAIS by partners. First tranche of UNHCR assistance uploads due this week.

Summary

234,717 ^{+2,937}

Eligible individuals

51,478 ⁺⁶⁵¹

Eligible cases

58%

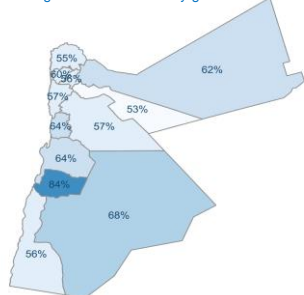
Cases blocked

0%

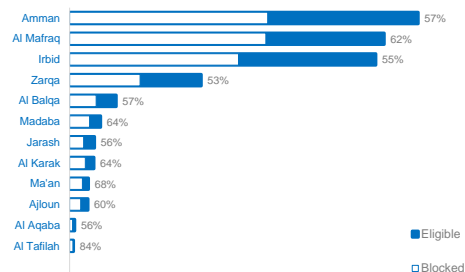
Cases assisted

Geographic eligibility and assistance

Percentage of cases blocked by governorate



Eligible cases and percentage blocked

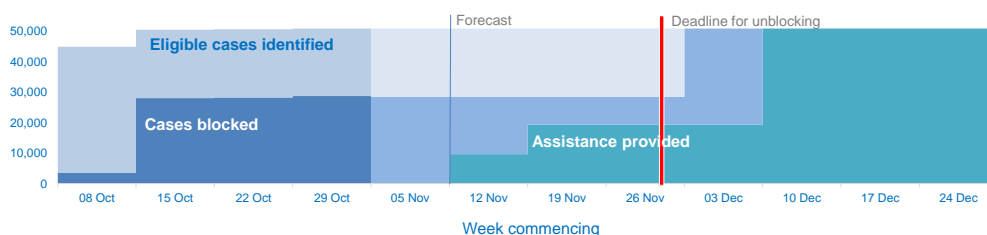


Governorate	ELIGIBILITY		ASSISTANCE STATE				COVERAGE AND GAP		
	Individuals	Cases	Soft blocked	Blocked	Assisted	Remaining	% blocked	% assisted	% remaining
Amman	63,501	14,079	4	7,998	0	6,077	57%	0%	43%
Al Ma'raq	59,538	12,709	6	7,922	0	4,781	62%	0%	38%
Irbid	55,352	12,372	5	6,816	0	5,551	55%	0%	45%
Zarqa	23,455	5,317	3	2,844	0	2,470	53%	0%	46%
Al Balqa	8,987	1,882	1	1,073	0	808	57%	0%	43%
Madaba	5,831	1,255	0	808	0	447	64%	0%	36%
Jarash	4,602	1,007	3	561	0	443	56%	0%	44%
Al Karak	4,502	984	0	633	0	351	64%	0%	36%
Ma'an	3,651	763	0	518	0	245	68%	0%	32%
Ajloun	3,495	744	2	445	0	297	60%	0%	40%
Al Aqaba	965	209	0	117	0	92	56%	0%	44%
Al Tafilah	838	157	0	132	0	25	84%	0%	16%
Total	234,717	51,478	24	29,867	0	21,587	58%	0%	42%

Forecast blocking and assistance provision over time (2017)

Forecasting assistance

- Forecast assistance has been displayed below to show when UNHCR will be staggering their uploads for their beneficiaries.
- Partner organisations have until November 28th to block and confirm assistance before UNHCR will provide for the remaining caseload on the 30th November.
- Partner cases not being assisted must be unblocked by the 28th so that UNHCR can apply their block on the 30th.



Targeting by organisation

Organisation	Wait list	Cash list	Partner	Total
(blank)	149	21,458	0	21,607
UNHCR	19,200	0	0	19,200 ⁻⁸⁸
ICRC	105	7	2,483	2,595 ⁻¹
INTERSOS	365	540	965	1,870 ⁻¹
Care	155	696	642	1,493 ⁻⁹⁶
ICMC	358	277	821	1,456 ²⁰
Caritas	6	540	654	1,200 ^{1,200}
DRC	175	109	485	769 ⁰
PU-AMI	167	193	392	752 ⁹
MC	65	105	215	385 ⁻⁵
WRG	90	9	52	151 ¹⁵¹
Total	20,835	23,934	6,709	51,478

Targeting observations

- Caritas and WRG adding 1,351 additional blocks to RAIS