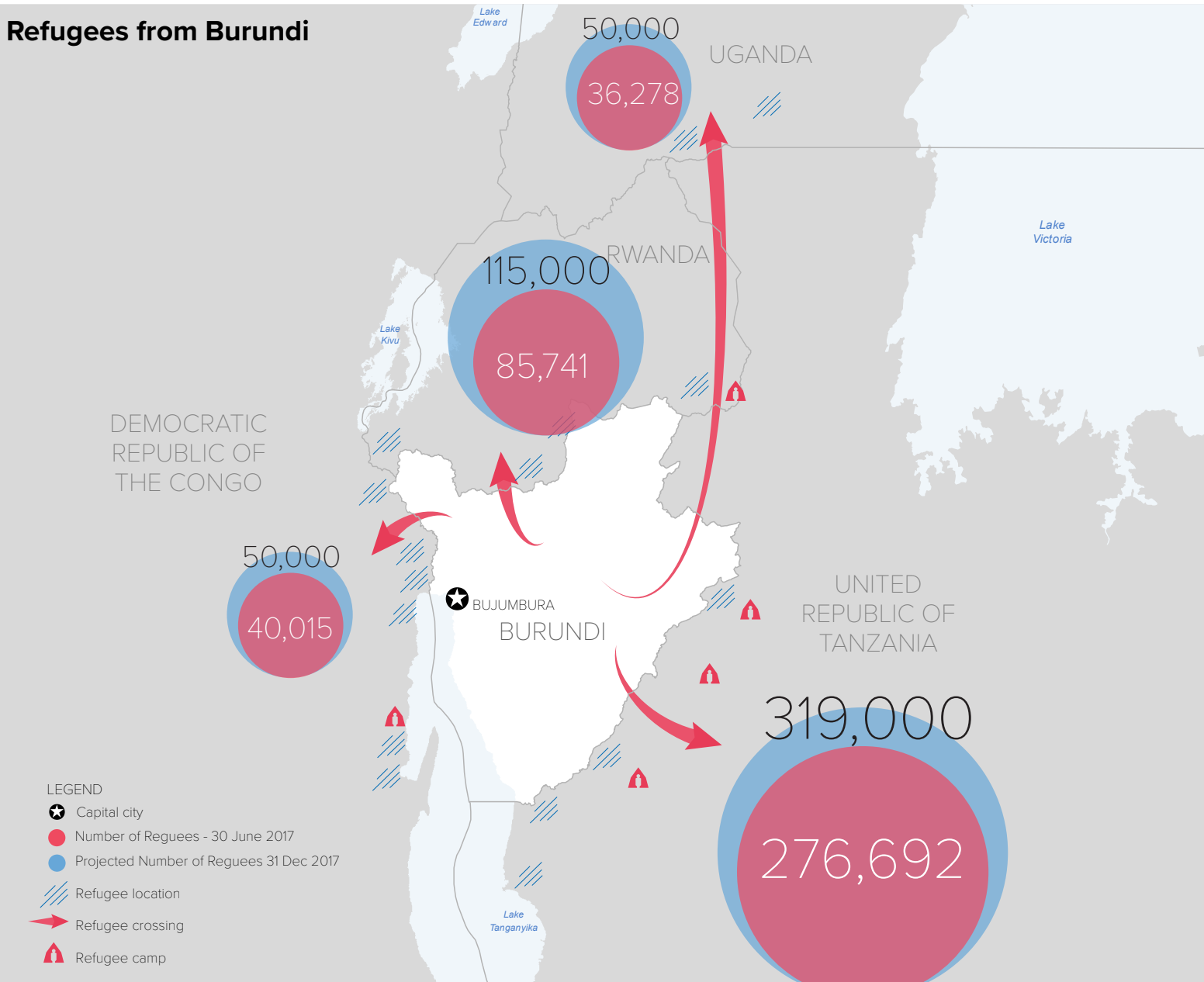


BURUNDI SITUATION

REGIONAL REFUGEE RESPONSE PLAN - midyear update

January - June 2017

Refugees from Burundi



Regional update


The protection environments in host countries, as well as in Burundi, has substantially evolved since the 2017 Regional Refugee Response Plan was developed. While the projected target population figures planned for in the 2017 RRRP appeared valid in July based on arrivals in the first part of the year and remain unchanged, new and additional financial requirements were identified at mid year.

These additional needs arose due to a combination of factors including: congestion in camps as a result of limited land allocation; insecurity; lack of locally available shelter materials; shortages of water and food; and oversubscribed health and education services. While the needs have been identified and are reflected in this updated RRRP, deep funding shortfalls persist and are adversely and directly impacting Burundian refugees and their hosts.

Despite these hurdles, innovative policies have been adopted throughout the region, seeking to promote greater inclusion and socio-economic self-reliance of Burundian refugees. The commendable efforts by host states and partners deserve to be recognized and supported with commensurate resources from the international community, not only to alleviate the growing plight of Burundian refugees but also to maintain asylum space, as well as peace and security in the Great Lakes and East Africa region.



RRRP FUNDING LEVEL -20 Sept 2017

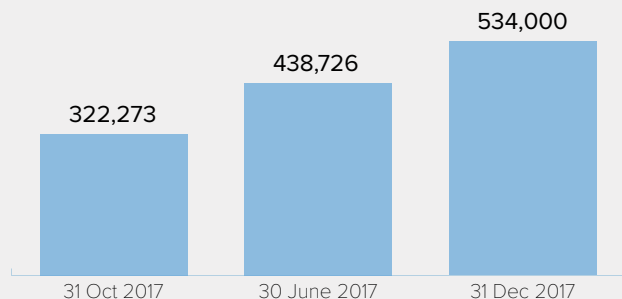


TOTAL REQUIREMENTS: 429,309,626
FUNDED: 49,433,198

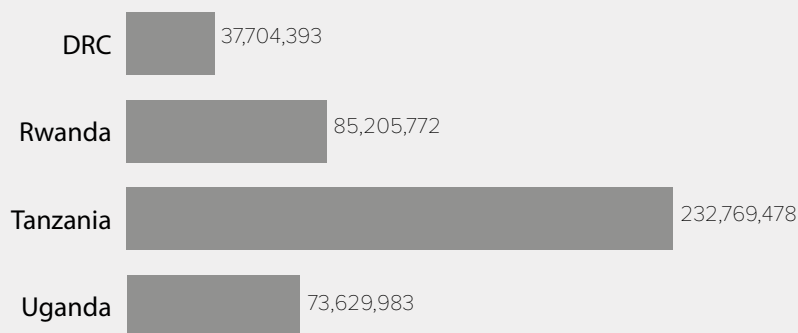
2017 PLANNED RESPONSE - MID YEAR REVISION

534,000	429.3M	30
REFUGEE POPULATION	REQUIREMENTS (US\$)	# PARTNERS INCLUDED in RRRP

REGIONAL POPULATION TRENDS



TOTAL FINANCIAL REQUIREMENTS (USD)



BUDGET REVISION - JUNE 2017

TOTAL BUDGET.....	429.3 M	↗
PROTECTION.....	49.6 M	↗
EDUCATION.....	30.5 M	↘
FOOD SECURITY.....	96.7 M	↘
HEALTH & NUTRITION.....	45.3 M	↗
LIVELIHOODS.....	42.7 M	↗
LOGISTICS & TELECOMS.....	19.3 M	↗
SHELTER & NFI.....	75.8 M	↗
WASH.....	44.7 M	↗
OPERATIONAL SUPPORT.....	24.8 M	↗

MAIN ACHIEVEMENTS & GAPS

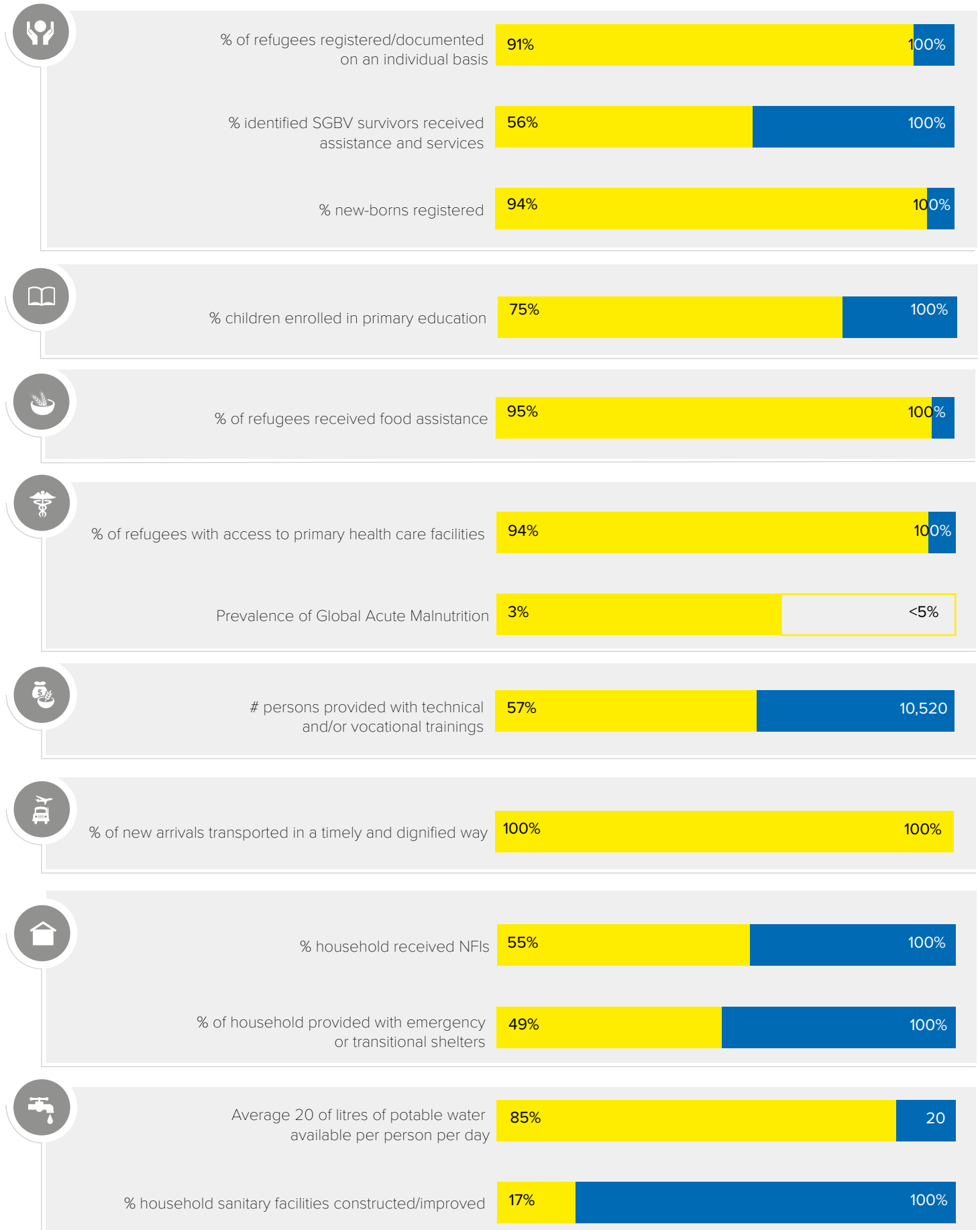
In the first semester of 2017, major [achievements](#) included:

- All new arrivals have been registered and 91% of the population received documentation;
- While food has been provided on a regular monthly basis to refugees in all asylum countries (95% of regional target), it is important to note that Tanzania, where the majority of refugees are, experienced significant ration cuts down to 60% of the full ration;
- The Global Acute Malnutrition rate is below the 5% emergency threshold in Tanzania (2%) and Uganda (0%) but equal to 5% in Rwanda and DRC;
- In several countries targets for enrolling children in school have been largely met (75% of regional target), but initial targets only represented a portion of school aged children and many of those attend school in over crowded and under resourced classrooms;
- Similarly, while almost all refugees have access to basic health services, those facilities and services are often severely oversubscribed.

The most significant [gaps](#) in the regional response have been:

- Only 56% of identified SGBV survivors received assistance and services;
- While emergency shelters have been provided they have quickly deteriorated, with significant numbers of refugees still stuck in mass housing in reception and transit facilities;
- Only 55% of refugee households received Non-Food Items (NFI);
- Provision of water is adequate in only 2 of the 4 countries, and in a number of locations there is a need to move away from water trucking to more sustainable solutions;
- Only 17% of refugees has an upgraded family latrine;
- In all countries, targets for livelihood activities were not fully met due to the need to prioritize extremely limited funds (57% of the target).

REGIONAL ACHIEVEMENTS AND GAPS January - June 2017



FINANCIAL REQUIREMENTS - by Agency & Country

ORGANIZATION	DRC	RWANDA	TANZANIA	UGANDA	TOTAL
ADRA Adventist Development and Relief Agency		743,000	800,000		1,543,000
AEC African Entrepreneurship Collective		100,000			100,000
AHA African Humanitarian Agency		229,797			229,797
AIRD African Initiatives for Relief & Development			3,295,386		3,295,386
ARC American Refugee Committee		705,468		655,207	1,360,675
DRC Danish Refugee Council			9,998,280		9,998,280
FAO Food and Agriculture Organization	1,100,000		4,977,875	2,616,946	8,694,821
FCA Finn Church Aid				317,142	317,142
GHDF Global Humanitarian and Development Foundation		150,000			150,000
GNT Good Neighbours Tanzania			550,000		550,000
HAI HelpAge International			1,738,440		1,738,440
HI Handicap International		500,000			500,000
IA Indego Africa		100,000			100,000
IOM International Organization for Migration		200,000	3,682,000	1,106,447	4,988,447
IRC International Rescue Committee			4,518,262		4,518,262
LAF Legal Aid Forum		115,089			115,089
NRC Norwegian Refugee Council			2,325,000		2,325,000
OXFAM			6,280,000		6,280,000
PI Plan International		575,000	6,178,000		6,753,000
SCI Save the Children International		1,654,037	6,957,581		8,611,618
TCRS Tanganyika Christian Refugee Service			799,447		799,447
Tutapona				22,267	22,267
UN Women		200,000			200,000
UNFPA United Nations Population Fund	1,262,294	1,560,000	3,000,000	2,102,760	7,925,054
UNHCR United Nations High Commissioner for Refugees	21,933,418	57,905,279	100,026,291	56,044,366	235,909,354
UNICEF United Nations Children's Agency	2,017,116	2,548,000	6,990,056	2,100,000	13,655,172
WFP United Nations World Food Programme	11,391,565	17,270,102	65,852,760	7,764,848	102,279,275
WHO World Health Organization		650,000	100,000	900,000	1,650,000
WM Water Mission			3,000,000		3,000,000
WVI World Vision Tanzania			1,700,000		1,700,000
Total	37,704,393	85,205,772	232,769,378	73,629,983	429,309,526