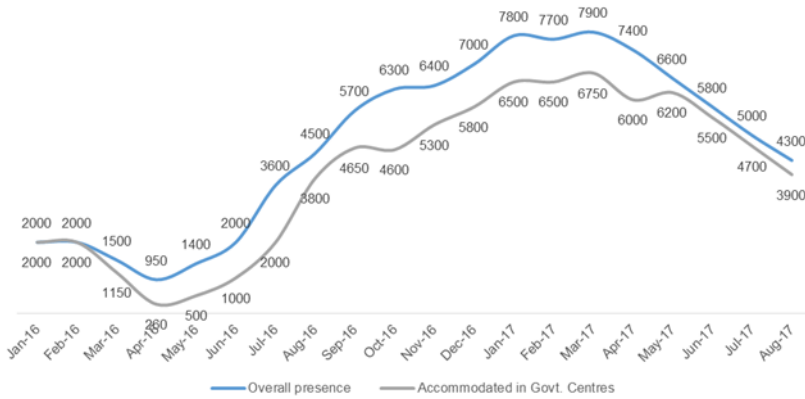


## New refugees, asylum seekers and migrants, presence and shelter Jan 2016 - Aug 2017



**Total (observed) arrivals –August:**  
 Total (observed) arrivals - July:

343 ↑  
 140

UASC among total observed arrivals  
 Jan - Aug 2017

**Total (observed) arrivals of unaccompanied/separated children - August:**  
 Total (observed) arrivals of unaccompanied/separated children - July:

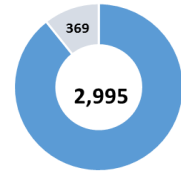
39 ↑  
 29

**Total occupancy of government centres – end August:**  
 Total occupancy of government centres - end July:

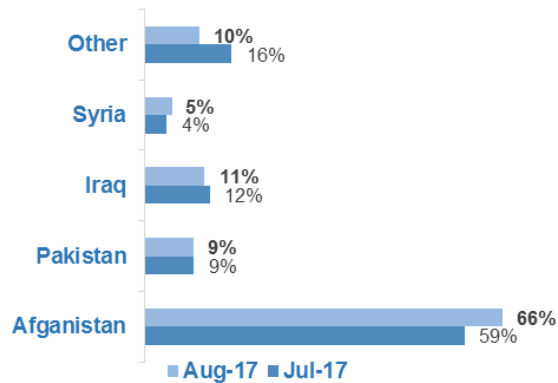
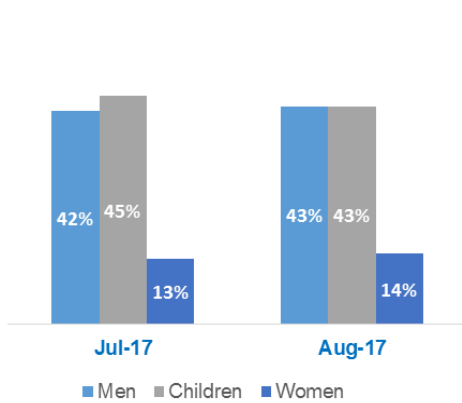
3,900 ↓  
 4,700

**Total presence of refugees/migrants/asylum-seekers – end August:**  
 Total presence of refugees/migrants/asylum-seekers – end July:

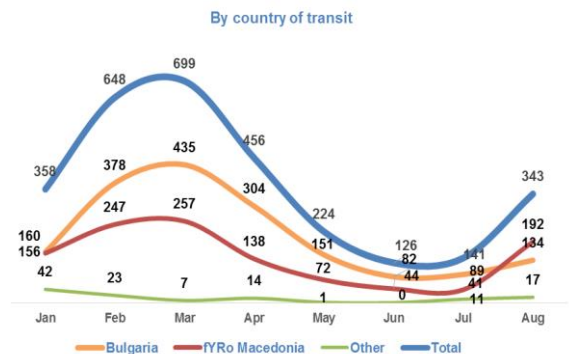
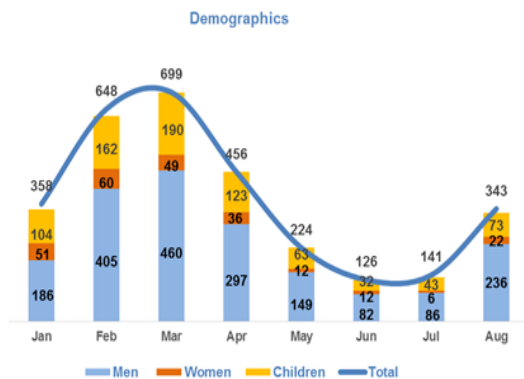
4,300 ↓  
 5,000



## Profile of refugees/migrants/asylum-seekers in government centres by country of origin and demography



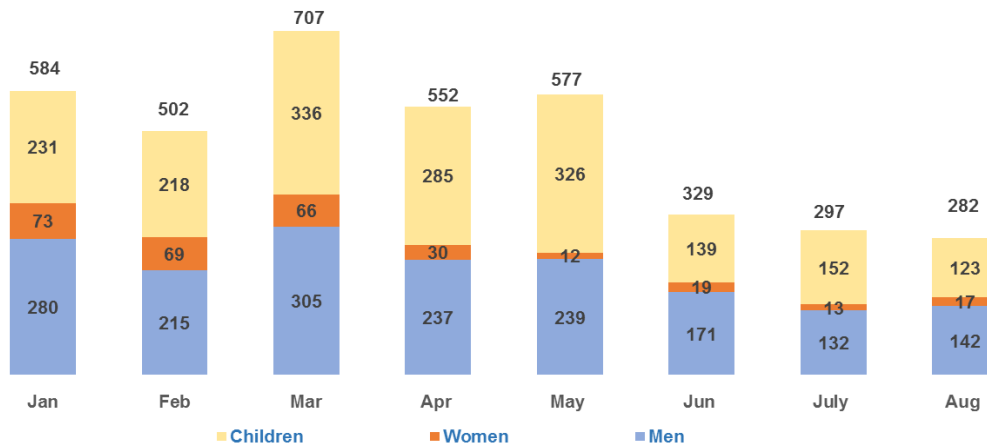
## Observed new arrivals in 2017- country of transit and demographics



## Asylum applications

<b>Applications for asylum submitted - August:</b>	6	↓
Applications for asylum submitted - July:	7	↓
<b>Substantive first-instance decisions - August:</b>	2	↑
Substantive first-instance decisions - July:	1	↑
<b>Positive decisions - August:</b>	1	↔
Positive decisions - July:	1	↔

Registered intentions to seek asylum in 2017



## Collective expulsions

<b># of observed expulsions from Hungary - August:</b>	536	↑
# of observed expulsions from Hungary - July:	224	↑
<b># of observed expulsions from Croatia - August:</b>	384	↓
# of observed expulsions from Croatia - July:	499	↓
<b># of observed expulsions from Romania - August:</b>	10	↓
# of observed expulsions from Romania - July:	16	↓

Collective (observed) expulsions into Serbia in 2017

