

SHELTER & WASH-Sector Achievements Dashboard

Greece | Jan-April 2017



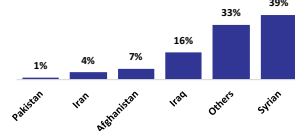
TARGETED POPULATION



42,623

of Persons of Concern (POCs) in Greece as of 30 April 2016
Source of data: UNHCR Estimation Figure

Top 6 arrival nationalities in April



26

of accommodation sites with WASH facilities
Source of data: Activiyinfo 2017



20

of accommodation sites that have effective hygiene promotion activities
Source of data: Activiyinfo 2017

16

of accommodation locations that have electricity/water/sewage connections
Source of data: Activiyinfo 2017



11

of accommodation sites that have sufficient cooking facilities
Source of data: Activiyinfo 2017

SECTOR HIGHLIGHTS



Shelter

Improvement of living conditions in sites was achieved in 2 islands with major ground/preparatory works in order to receive accommodation prefabricated housing units, over tents. This activity benefited approx. 2000 refugees and migrants.

15 sites on the mainland have improved shelter infrastructures, so approx. 4400 refugees received shelter upgrades through tent replacement and/or shelter repairs in 7 sites, generators placement for power supply and/or support, building rehabilitations (19 units), while advocacy for alternatives to RICs continued on the islands.

The Shelter/WASH sector created, validated and now uses some technical guidance references in regards to practical shelter and site planning measures to mitigate the risk of SGBV, but also for communal kitchens, communal laundry facilities and external lighting needs.

WASH

Primary purpose continued to be to coordinate and support the delivery of water, sanitation and hygiene promotion assistance to affected population. Improvement of WASH conditions was achieved in islands and mainland locations with new prefabricated toilet and shower units, connected to water, sewer and electrical networks, providing adequate access to essential WASH services.

SECTOR KEY FIGURES



17

(14 sites & 3 Urban)

of sites covered by Shelter & WASH Sector
Source of data: Activiyinfo



10

of partners reported under Shelter & WASH Sector
Source of data: Activiyinfo



10

of accommodation sites where PoCs are actively participating in shelter and WASH activities
Source of data: Activiyinfo



637

of WASH facilities in sites for protection mainstreamed
Source of data: Activiyinfo

3W-SHELTER & WASH



The achievements described in this dashboard is a collective

work of **10** organizations:

NRC , UNHCR , Elpida Home ,SAMARITAN'S PURSE ,TDH , CRS, JRS ,RESCUE, NCA, Caritas

Donors are: ECHO, Radcliffe

Foundation ,UNHCR ,DFID&

JRS

UNHCR

NORWEGIAN

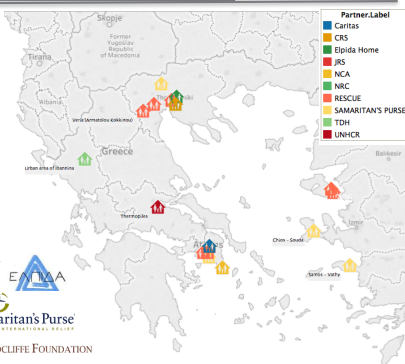
RESERVICES

CRS

DFID

THE RADCLIFFE FOUNDATION

THE RADCLIFFE FOUNDATION

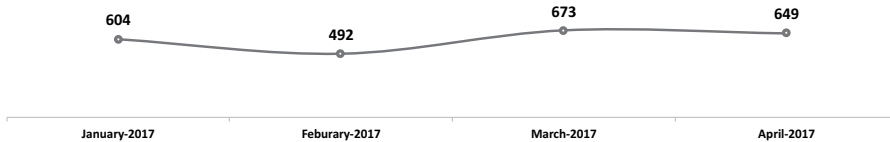


SECTOR PROGRESS PER TOP FOUR INDICATORS




Objective 2: Out of sites -PoCs have access to appropriate shelter.

Indicator 1 [SHELTER] # of out-of-camp refugees and migrants who reside in safe/dignified shelters



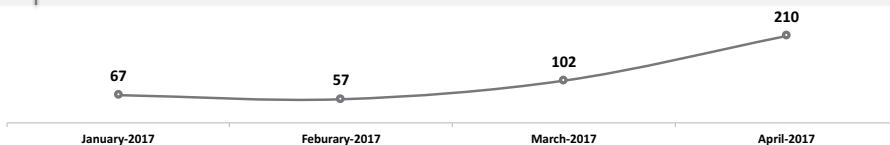
Objective 1 : Sites-PoCs have access to appropriate shelter.

Indicator 1 [WEATHERISED SHELTER] # of shelters that have been appropriately weatherised



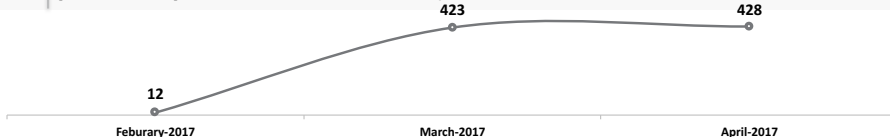
Objective 2 : Out of sites -PoCs have access to appropriate shelter.

Indicator 2 [ACCOMMODATION] # of newly opened out-of-camp accommodation places



Objective 2 : Provide safe access to sufficient WASH facilities, including vulnerable groups/special needs.

Indicator 1&2 [WASH SOLUTION] # of accommodation with containerized /individual WASH solutions



Leading Agencies: in SMS Sector UNHCR Sector Lead contact details

Ralph Band; Email: blandr@unhcr.org

For more details, please contact Information Management: Hawraa Harkous; Email: harkous@unhcr.org