



Registration Unit

Total Persons of Concern

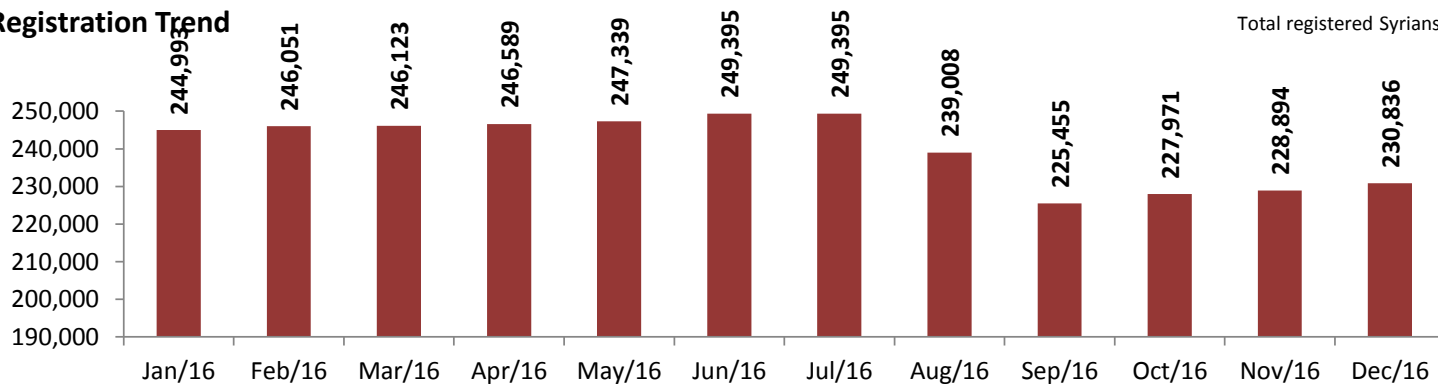
Individuals

230,836

Households

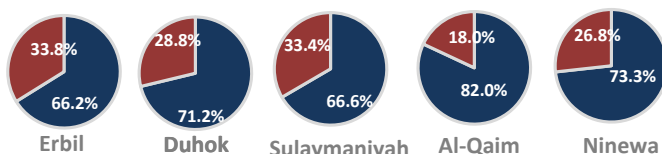
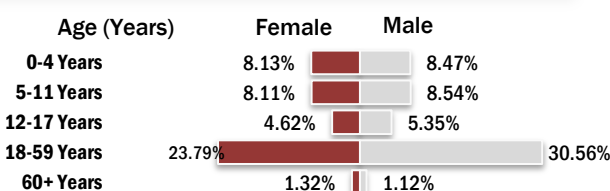
75,410

Registration Trend

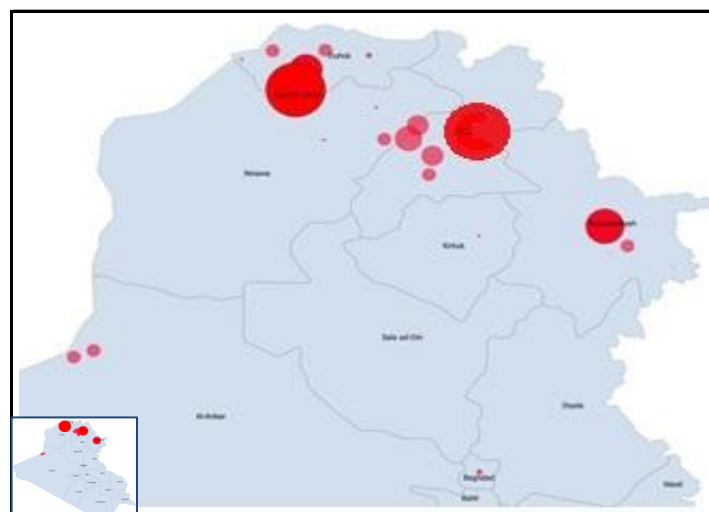


This profile is based on **230,836** proGres registered individuals

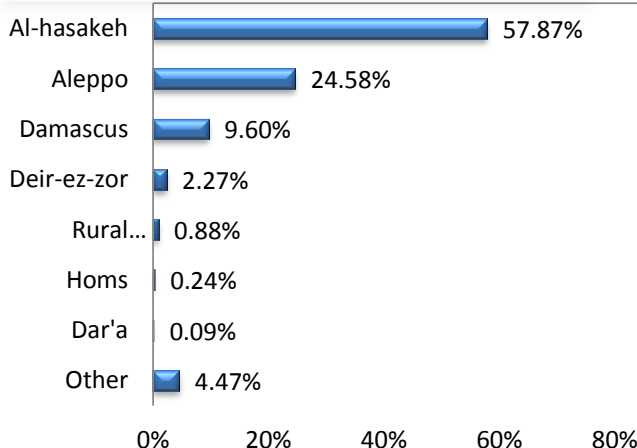
Age and Gender Breakdown



■ % Women and Children ■ % of Male Adults

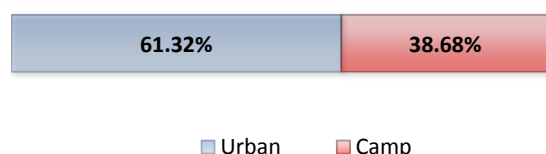


Place of Origin



Governorate	Individuals	Households	% Total
Duhok	81,156	22,859	35.16%
Erbil	111,739	39,325	48.41%
Sulaymaniyah	29,960	10,673	12.98%
Anbar	4,467	1,136	1.94%
Ninewa	1,600	541	0.69%
Kirkuk	852	301	0.37%
Baghdad	311	154	0.13%
Other	751	421	0.33%
Total Iraq	230,836	75,410	100%

Camp and non-camp population comparison



Camps Registered Population			
Camp	Individuals	Households	% Total
Al-Obaidi Camp	1,512	316	1.69%
Akre Settlement	1,163	285	1.30%
Domiz Camp 1	31,032	8,164	34.76%
Domiz Camp 2	7,921	1,908	8.87%
Gawilan Camp	7,910	1,867	8.86%
Basirma Camp	3,455	816	3.87%
Darashakran Camp	12,190	2,873	13.65%
Kawergosk Camp	9,509	2,618	10.65%
Qushtapa Camp	7,073	1,947	7.92%
Arbat Camp	7,511	1,972	8.41%
Total	89,276	22,766	100%

From 16 June 2014, as Al-Obaidi Camp became inaccessible to UN agencies and other humanitarian staff, the camp registered population figure is not updated.