



**Daily Statistics**

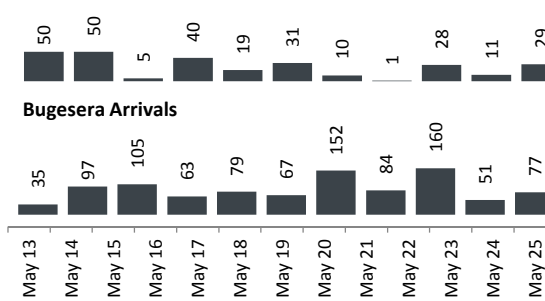
Registered on 25 May 2015 

Mahama	185
Nyagatare	52
<b>Total</b>	<b>237</b>

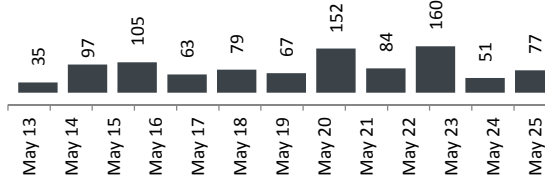
Camp / Reception Centre Population 


Bugesera*	3,637	1,719
Nyanza*	507	116
Nyagatare**	178	58
Mahama	23,705	9,557
<b>Total</b>	<b>28,027</b>	<b>11,450</b>

**Nyanza Arrivals**



**Bugesera Arrivals**

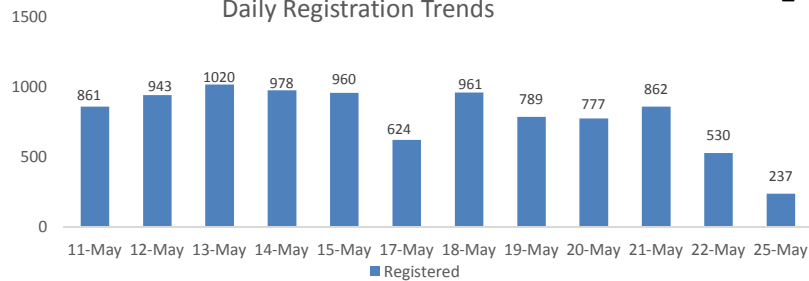



	<b>28,069</b>	<b>Total</b>
	<b>23,890</b>	Registered
	<b>4,179</b>	Pending

Total arrivals : **180**

12 Individuals pending transportation from districts to the reception centers.

**Daily Registration Trends**

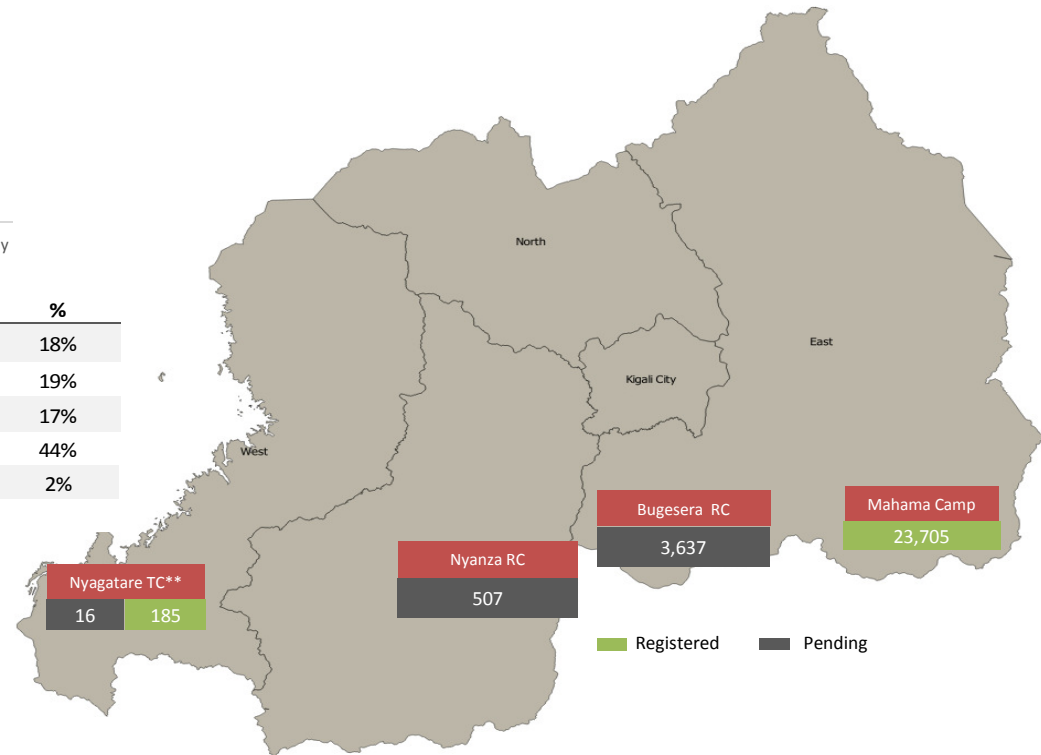


Area of Origin 

Bubanza	79
Bujumbura	934
Mwaro	492
Cibitoke	162
Karuzi	496
Kayanza	279
Kirundo	17,120
Muyinga	1,913
Ngozi	753
Others	1,662
<b>Total</b>	<b>23,890</b>

Age Cohort

Age Cohort	Female	Male	Total	%
0 - 4 years	2,065	2,203	4,268	18%
5 - 11 years	2,310	2,346	4,656	19%
12 - 17 years	1,897	2,078	3,975	17%
18 - 59 years	5,438	5,111	10,549	44%
60 + years	286	156	442	2%
<b>Total</b>	<b>11,996</b>	<b>11,894</b>	<b>23,890</b>	



\*Source: MIDIMAR Camp Manager

\*\* Not all registered individuals are living in Nyagatare TC

Statistics can be downloaded daily from <http://data.unhcr.org/drc/country.php?id=182>