

Statistical summary

as of
31/03/2016

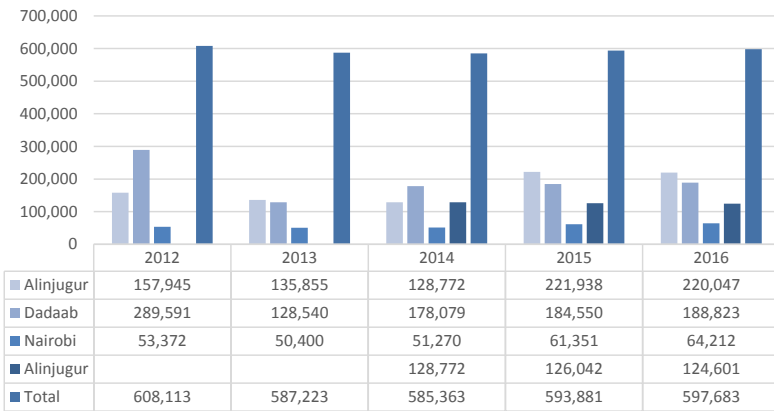
Refugees and Asylum Seekers in Kenya

	Total	Alinjugur	Dadaab	Kakuma	Nairobi	
A. Refugees and Asylum Seekers	597,683	124,601	220,047	188,823	64,212	- Page 2
B. Registration	7,471	107	123	4,028	3,213	- Page 6
C. Refugee Status Determination						- Page 7
1. Applied	4,976	154	242	1,480	3,100	
2. Recognized	1,561	60	111	1,195	195	
3. Rejected	3	0	0	0	3	
4. Pending	42,207	915	2,118	22,593	16,581	
D. 2016 Resettlement Submissions	1,303					- Page 8
E. 2016 Resettlement Departures	650					- Page 9
F. 2016 Voluntary Repatriation	6,462					- Page 10

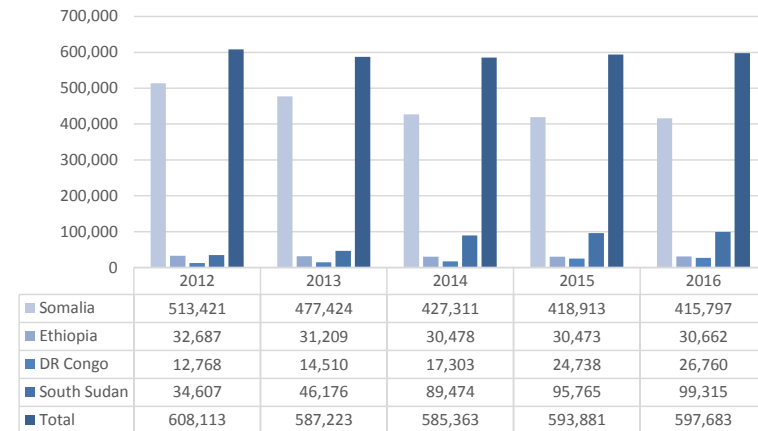
**REFUGEES AND ASYLUM SEEKERS IN KENYA BY COUNTRY OF ORIGIN AND LOCATION
MARCH 2016**

Country of Origin	2012					2013					2014					2015					2016				
	Alinjugur	Dadaab	Kakuma	Nairobi	Total	Alinjugur	Dadaab	Kakuma	Nairobi	Total	Alinjugur	Dadaab	Kakuma	Nairobi	Total	Alinjugur	Dadaab	Kakuma	Nairobi	Total	Alinjugur	Dadaab	Kakuma	Nairobi	Total
Somalia	154,104	275,258	50,366	33,693	513,421	132,611	258,596	53,816	32,401	477,424	125,584	213,466	56,180	32,081	427,311	122,663	208,741	54,886	32,623	418,913	121,201	206,910	54,798	32,888	415,797
Ethiopia	3,835	13,325	6,374	9,153	32,687	3,236	12,746	7,272	7,955	31,209	3,176	11,889	7,772	7,641	30,478	3,094	11,399	7,595	8,385	30,473	3,119	11,361	7,559	8,623	30,662
Sudan		14	5,345	388	5,747		21	7,666	275	7,962		69	9,366	196	9,631	-	74	10,023	169	10,266	1	72	10,519	172	10,764
DR Congo		101	6,149	6,518	12,768	2	129	7,809	6,570	14,510	5	220	8,966	8,112	17,303	154	187	9,861	14,536	24,738	149	177	9,962	16,472	26,760
Rwanda		16	510	1,024	1,550		18	554	858	1,430		17	616	810	1,443	14	20	615	960	1,609	11	22	635	986	1,654
Eritrea		44	112	1,724	1,880		31	115	1,602	1,748		23	129	1,414	1,566	-	18	126	1,481	1,625		18	126	1,497	1,641
Burundi		70	3,699	502	4,271		18	5,024	411	5,453	1	155	5,985	427	6,568	70	138	6,804	1,300	8,312	69	138	7,017	1,609	8,833
South Sudan	2	680	33,867	58	34,607	1	803	45,309	63	46,176	1	1,334	87,957	182	89,474	32	1,277	93,413	1,043	95,765	33	1,276	96,884	1,122	99,315
Uganda	4	75	736	196	1,011	3	56	914	148	1,121	3	57	1,038	301	1,399	12	67	1,158	670	1,907	12	65	1,255	653	1,985
Other		8	47	116	171	2	10	61	117	190	2	12	70	106	190	3	17	69	184	273	6	8	68	190	272
Total	157,945	289,591	107,205	53,372	608,113	135,855	272,428	128,540	50,400	587,223	128,772	227,242	178,079	51,270	585,363	126,042	221,938	184,550	61,351	593,881	124,601	220,047	188,823	64,212	597,683

TREND BY LOCATION

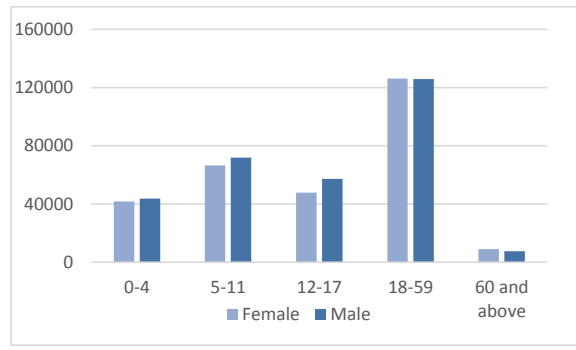


TREND BY MAJOR COUNTRIES OF ORIGIN

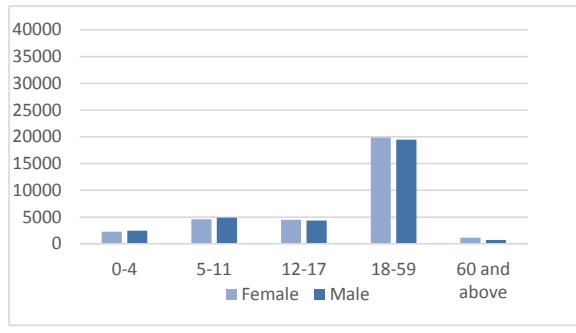


**REFUGEES AND ASYLUM SEEKERS IN KENYA : DEMOGRAPHIC BREAKDOWN
MARCH 2016**

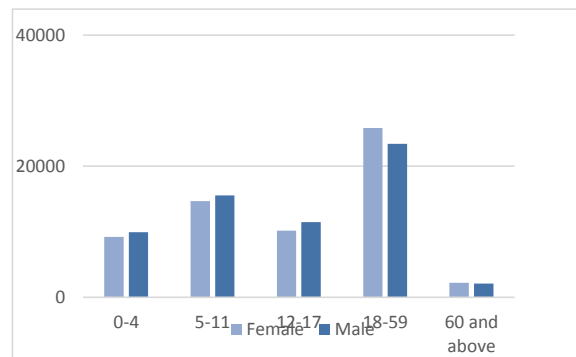
Age Group	Sex				Total	
	Female		Male			
	#	%	#	%	#	%
0-4	41,763	7.0%	43,738	7.3%	85,501	14.3%
5-11	66,542	11.1%	71,833	12.0%	138,375	23.2%
12-17	47,766	8.0%	57,249	9.6%	105,015	17.6%
18-59	126,283	21.1%	125,904	21.1%	252,187	42.2%
60 and above	8,985	1.5%	7,620	1.3%	16,605	2.8%
Total	291,339	48.7%	306,344	51.3%	597,683	



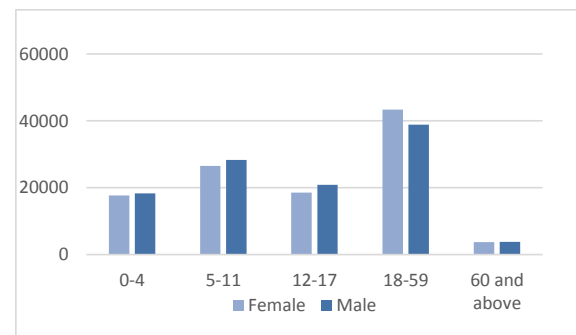
Age Group	Sex				Total	
	Female		Male			
	#	%	#	%	#	%
0-4	2,247	3.5%	2,453	3.8%	4,700	7.3%
5-11	4,606	7.2%	4,887	7.6%	9,493	14.8%
12-17	4,480	7.0%	4,326	6.7%	8,806	13.7%
18-59	19,876	31.0%	19,473	30.3%	39,349	61.3%
60 and above	1,132	1.8%	732	1.1%	1,864	2.9%
Total	32,341	50.4%	31,871	49.6%	64,212	



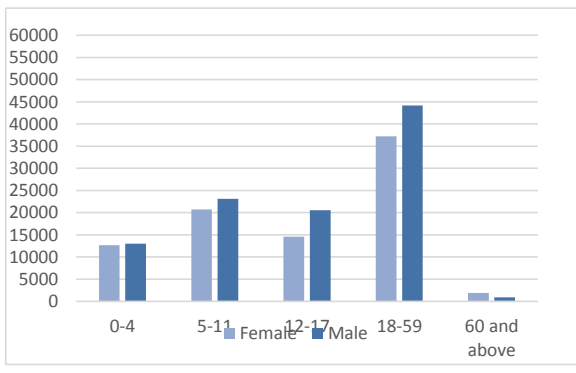
Age Group	Sex				Total	
	Female		Male			
	#	%	#	%	#	%
0-4	9,226	7.4%	9,940	8.0%	19,166	15.4%
5-11	14,676	11.8%	15,557	12.5%	30,233	24.3%
12-17	10,147	8.1%	11,487	9.2%	21,634	17.4%
18-59	25,836	20.7%	23,410	18.8%	49,246	39.5%
60 and above	2,208	1.8%	2,114	1.7%	4,322	3.5%
Total	62,093	49.8%	62,508	50.2%	124,601	



Age Group	Sex				Total	
	Female		Male			
	#	%	#	%	#	%
0-4	17,661	8.0%	18,341	8.3%	36,002	16.4%
5-11	26,530	12.1%	28,280	12.9%	54,810	24.9%
12-17	18,533	8.4%	20,873	9.5%	39,406	17.9%
18-59	43,350	19.7%	38,868	17.7%	82,218	37.4%
60 and above	3,768	1.7%	3,843	1.7%	7,611	3.5%
Total	109,842	49.9%	110,205	50.1%	220,047	



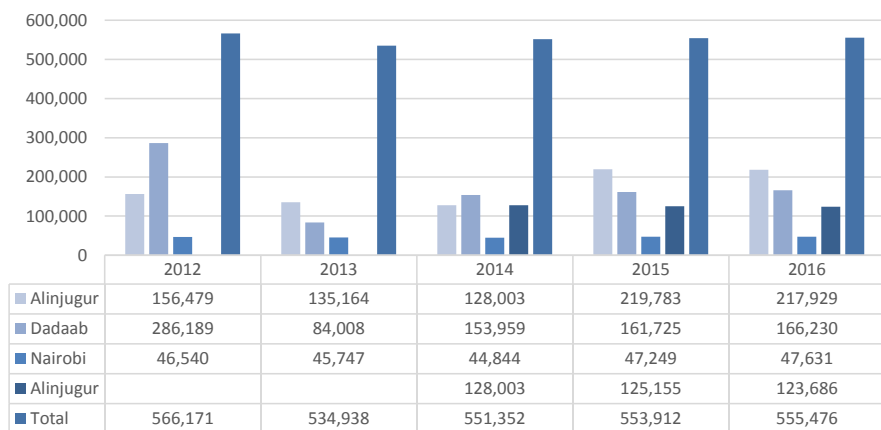
Age Group	Sex				Total	
	Female		Male			
	#	%	#	%	#	%
0-4	12,629	6.7%	13,004	6.9%	25,633	13.6%
5-11	20,730	11.0%	23,109	12.2%	43,839	23.2%
12-17	14,606	7.7%	20,563	10.9%	35,169	18.6%
18-59	37,221	19.7%	44,153	23.4%	81,374	43.1%
60 and above	1,877	1.0%	931	0.5%	2,808	1.5%
Total	87,063	46.1%	101,760	53.9%	188,823	



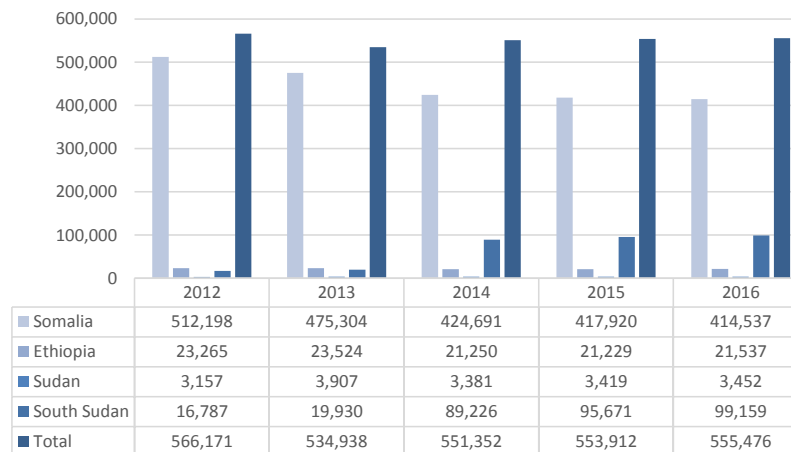
**REFUGEES IN KENYA BY COUNTRY OF ORIGIN AND LOCATION
MARCH 2016**

Country of Origin	2012					2013					2014					2015					2016				
	Alinjugur	Dadaab	Kakuma	Nairobi	Total	Alinjugur	Dadaab	Kakuma	Nairobi	Total	Alinjugur	Dadaab	Kakuma	Nairobi	Total	Alinjugur	Dadaab	Kakuma	Nairobi	Total	Alinjugur	Dadaab	Kakuma	Nairobi	Total
Somalia	153,703	274,935	50,314	33,246	512,198	132,441	258,485	52,131	32,247	475,304	125,429	213,367	54,746	31,149	424,691	122,499	208,652	54,825	31,944	417,920	120,973	206,758	54,736	32,070	414,537
Ethiopia	2,770	10,434	4,169	5,892	23,265	2,715	10,623	4,401	5,785	23,524	2,566	9,627	3,412	5,645	21,250	2,580	9,499	3,448	5,702	21,229	2,602	9,526	3,551	5,858	21,537
Sudan	0	14	2,869	274	3,157	0	21	3,651	235	3,907	0	63	3,141	177	3,381	0	65	3,217	137	3,419	1	63	3,249	139	3,452
DR Congo	0	100	1,870	4,274	6,244	2	129	2,824	5,121	8,076	2	146	3,669	5,507	9,324	32	170	5,559	6,285	12,046	56	153	6,398	6,365	12,972
Rwanda	0	16	344	988	1,348	0	14	360	557	931	0	11	273	541	825	0	9	271	533	813	0	12	275	527	814
Eritrea	0	44	68	1,324	1,436	0	29	61	1,342	1,432	0	20	61	1,252	1,333	0	15	69	1,145	1,229	0	13	73	1,161	1,247
Burundi	0	42	644	357	1,043	0	15	868	284	1,167	0	15	351	291	657	7	41	481	319	848	9	77	620	306	1,012
South Sudan	2	527	16,225	33	16,787	1	647	19,235	47	19,930	1	1,243	87,886	96	89,226	32	1,271	93,410	958	95,671	33	1,271	96,872	983	99,159
Uganda	4	69	453	84	610	3	53	468	78	602	3	50	402	136	591	3	58	414	162	637	6	56	425	176	663
Other	0	8	7	68	83	2	3	9	51	65	2	4	18	50	74	2	3	31	64	100	6	0	31	46	83
Total	156,479	286,189	76,963	46,540	566,171	135,164	270,019	84,008	45,747	534,938	128,003	224,546	153,959	44,844	551,352	125,155	219,783	161,725	47,249	553,912	123,686	217,929	166,230	47,631	555,476

TREND BY LOCATION



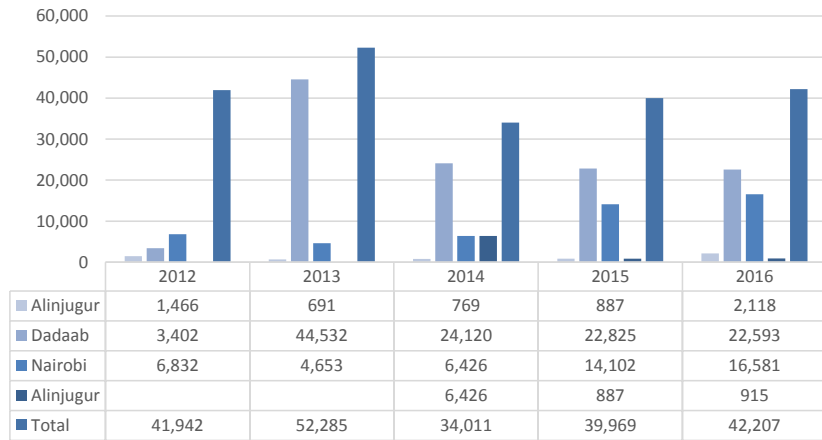
TREND BY MAJOR COUNTRIES OF ORIGIN



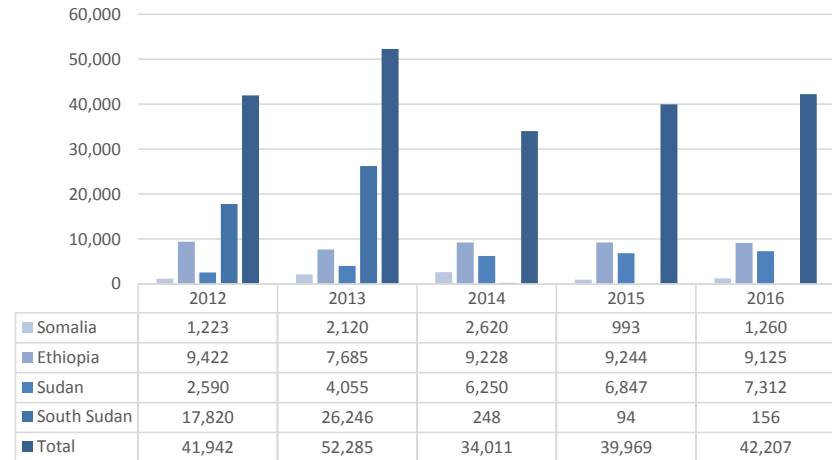
**ASYLUM SEEKERS STATISTICS BY COUNTRY OF ORIGIN AND LOCATION
MARCH 2016**

Country of Origin	2012					2013					2014					2015					2016				
	Alinjugur	Dadaab	Kakuma	Nairobi	Total	Alinjugur	Dadaab	Kakuma	Nairobi	Total	Alinjugur	Dadaab	Kakuma	Nairobi	Total	Alinjugur	Dadaab	Kakuma	Nairobi	Total	Alinjugur	Dadaab	Kakuma	Nairobi	Total
Somalia	401	323	52	447	1,223	170	111	1,685	154	2,120	155	99	1,434	932	2,620	164	89	61	679	993	228	152	62	818	1,260
Ethiopia	1,065	2,891	2,205	3,261	9,422	521	2,123	2,871	2,170	7,685	610	2,262	4,360	1,996	9,228	514	1,900	4,147	2,683	9,244	517	1,835	4,008	2,765	9,125
Sudan			2,476	114	2,590			4,015	40	4,055	0	6	6,225	19	6,250	0	9	6,806	32	6,847		9	7,270	33	7,312
DR Congo	-	1	4,279	2,244	6,524			4,985	1,449	6,434	3	74	5,297	2,605	7,979	122	17	4,302	8,251	12,692	93	24	3,564	10,107	13,788
Rwanda			166	36	202		4	194	301	499	0	6	343	269	618	14	11	344	427	796	11	10	360	459	840
Eritrea			44	400	444		2	54	260	316	0	3	68	162	233	0	3	57	336	396		5	53	336	394
Burundi	-	28	3,055	145	3,228		3	4,156	127	4,286	1	140	5,634	136	5,911	63	97	6,323	981	7,464	60	61	6,397	1303	7,821
South Sudan	-	153	17,642	25	17,820		156	26,074	16	26,246	0	91	71	86	248	0	6	3	85	94		5	12	139	156
Uganda	-	6	283	112	401		3	446	70	519	0	7	636	165	808	9	9	744	508	1,270	6	9	830	477	1,322
Other			40	48	88		7	52	66	125	0	8	52	56	116	1	14	38	120	173		8	37	144	189
Total	1,466	3,402	30,242	6,832	41,942	691	2,409	44,532	4,653	52,285	769	2,696	24,120	6,426	34,011	887	2,155	22,825	14,102	39,969	915	2,118	22,593	16,581	42,207

TREND BY LOCATION



TREND BY MAJOR COUNTRIES OF ORIGIN



KENYA REGISTRATION TREND BY LOCATION AND COUNTRY OF ORIGIN MARCH 2016

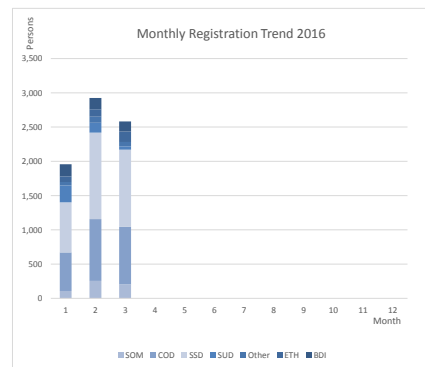
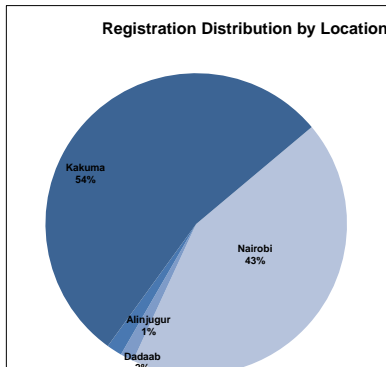
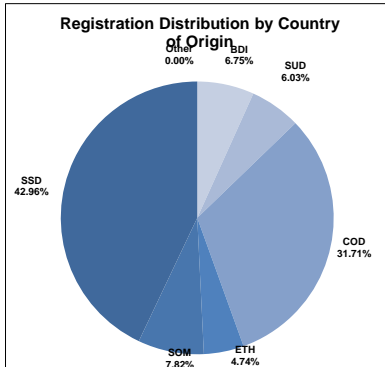
Total Kenya	Month	Total	BDI	BKF	CAR	CHD	CMR	COB	COD	DJB	ERT	ETH	ICO	IRN	IRQ	LBR	NIG	OMN	PAK	PAL	RWA	SAU	SOM	SSD	SUD	SYR	TAN	TIB	UGA	YEM	
	Jan	1,962	178	0	0	0	0	2	563	0	11	82	1	0	0	2	1	0	0	0	0	10	0	108	730	247	0	0	3	24	0
	Feb	2,926	166	0	0	0	0	0	902	0	10	108	0	0	0	1	0	0	0	0	0	32	0	254	1,264	143	0	0	0	40	6
	Mar	2,583	146	0	1	0	0	0	838	0	21	154	1	0	0	0	0	1	0	0	0	13	0	206	1,126	48	0	0	0	20	8
	Apr	0																													
	May	0																													
	Jun	0																													
	Jul	0																													
	Aug	0																													
	Sep	0																													
	Oct	0																													
	Nov	0																													
	Dec	0																													
Total	7,471	490	0	1	0	0	2	2,303	0	42	344	2	0	0	3	2	0	0	0	0	55	0	568	3,120	438	0	0	3	84	14	

Nairobi	Month	Total	BDI	BKF	CAR	CHD	CMR	COB	COD	DJB	ERT	ETH	ICO	IRN	IRQ	LBR	NIG	OMN	PAK	PAL	RWA	SAU	SOM	SSD	SUD	SYR	TAN	TIB	UGA	YEM		
	Jan	766	90						512		10	66	1			2						7		64	5	3			3	3		
	Feb	1,203	99						816		7	85				1							17		125	43	1			3	6	
	Mar	1,244	114		1				769		21	131	1					1					13		127	47				11	8	
	Apr	0																														
	May	0																														
	Jun	0																														
	Jul	0																														
	Aug	0																														
	Sep	0																														
	Oct	0																														
	Nov	0																														
	Dec	0																														
Total	3,213	303	0	1	0	0	0	2,097	0	38	282	2	0	0	3	1	0	0	0	0	37	0	316	95	4	0	0	3	17	14		

Ainjigur	Month	Total	BDI	BKF	CAR	CHD	CMR	COB	COD	DJB	ERT	ETH	ICO	IRN	IRQ	LBR	NIG	OMN	PAK	PAL	RWA	SAU	SOM	SSD	SUD	SYR	TAN	TIB	UGA	YEM		
	Jan	15	3										1											11								
	Feb	42	3						2				2											37								
	Mar	50							4				2											44								
	Apr	0																														
	May	0																														
	Jun	0																														
	Jul	0																														
	Aug	0																														
	Sep	0																														
	Oct	0																														
	Nov	0																														
	Dec	0																														
Total	107	6	0	0	0	0	0	6	0	0	0	3	0	0	0	0	0	0	0	0	0	0	92	0	0	0	0	0	0	0		

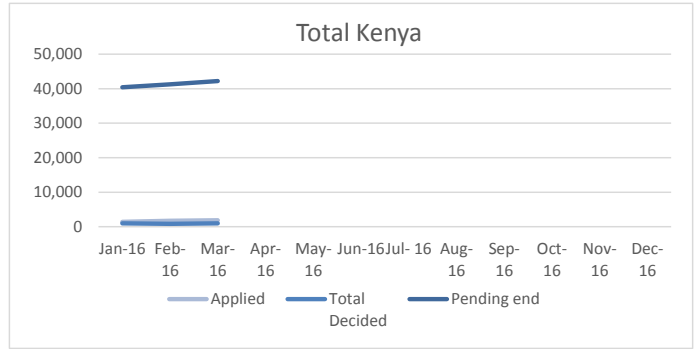
Dadaab	Month	Total	BDI	BKF	CAR	CHD	CMR	COB	COD	DJB	ERT	ETH	ICO	IRN	IRQ	LBR	NIG	OMN	PAK	PAL	RWA	SAU	SOM	SSD	SUD	SYR	TAN	TIB	UGA	YEM		
	Jan	20	1					2					2											10	4	1						
	Feb	74							2		3	5												53	11							
	Mar	29										6												23								
	Apr	0																														
	May	0																														
	Jun	0																														
	Jul	0																														
	Aug	0																														
	Sep	0																														
	Oct	0																														
	Nov	0																														
	Dec	0																														
Total	123	1	0	0	0	0	2	2	0	3	13	0	0	0	0	0	0	0	0	0	0	0	86	15	1	0	0	0	0	0		

Kakuma	Month	Total	BDI	BKF	CAR	CHD	CMR	COB	COD	DJB	ERT	ETH	ICO	IRN	IRQ	LBR	NIG	OMN	PAK	PAL	RWA	SAU	SOM	SSD	SUD	SYR	TAN	TIB	UGA	YEM		
	Jan	1,161	84						51			1	13										3	23	721	243				21		
	Feb	1,607	64						82				18										15	39	1,210	142				37		
	Mar	1,260	32						65				15											12	1,079	48				9		
	Apr	0																														
	May	0																														
	Jun	0																														
	Jul	0																														
	Aug	0																														
	Sep	0																														
	Oct	0																														
	Nov	0																														
	Dec	0																														
Total	4,028	180	0	0	0	0	0	198	0	1	46	0	0	0	0	0	1	0	0	0	0	18	0	74	3,010	433	0	0	0	67	0	

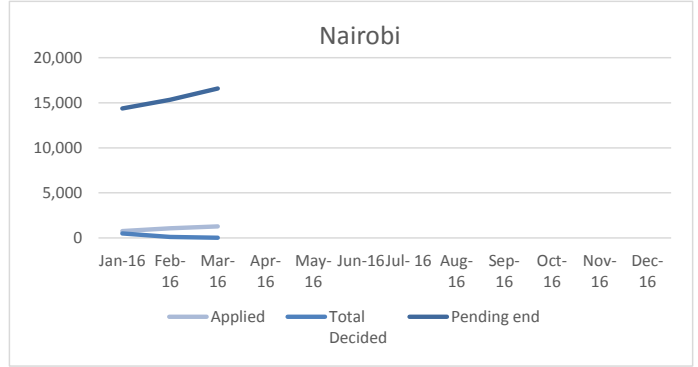


Individual Asylum Applications and Refugee Status Determination Trend - MARCH 2016

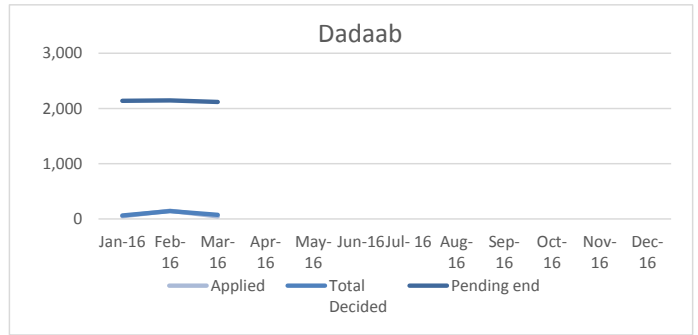
Total	Month	Pending begin	Applied	Reco-gnized	Reje-cted	Oth. Closed	Total Decided	Pending end
	Jan-16	39,969	1,407	355	3	609	967	40,409
	Feb-16	40,409	1,705	432	0	394	826	41,288
	Mar-16	41,288	1,864	774	0	171	945	42,207
	Apr-16							
	May-16							
	Jun-16							
	Jul-16							
	Aug-16							
	Sep-16							
	Oct-16							
	Nov-16							
	Dec-16							
Total			4,976	1,561	3	1,174	2,738	



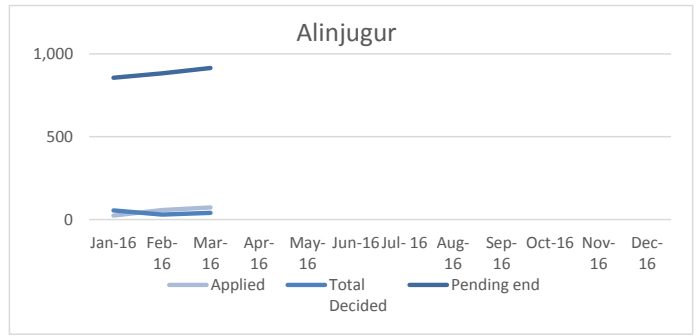
Nairobi	Month	Pending begin	Applied	Reco-gnized	Reje-cted	Oth. Closed	Total Decided	Pending end
	Jan-16	14,102	761	3	3	490	496	14,367
	Feb-16	14,367	1,062	192		-88	104	15,325
	Mar-16	15,325	1,277			21	21	16,581
	Apr-16							
	May-16							
	Jun-16							
	Jul-16							
	Aug-16							
	Sep-16							
	Oct-16							
	Nov-16							
	Dec-16							
Total			3,100	195	3	423	621	



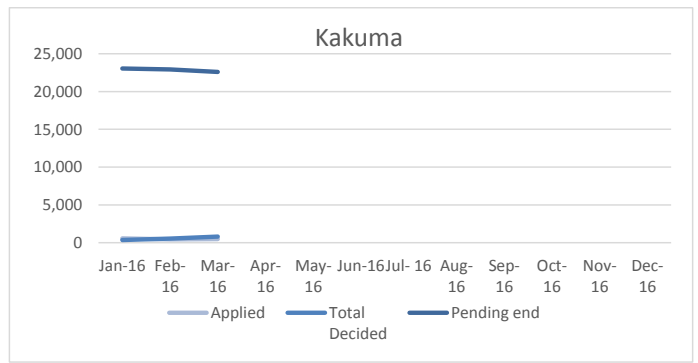
Dadaab	Month	Pending begin	Applied	Reco-gnized	Reje-cted	Oth. Closed	Total Decided	Pending end
	Jan-16	2,155	48	26		37	63	2,140
	Feb-16	2,140	148	30		112	142	2,146
	Mar-16	2,146	46	55		19	74	2,118
	Apr-16							
	May-16							
	Jun-16							
	Jul-16							
	Aug-16							
	Sep-16							
	Oct-16							
	Nov-16							
	Dec-16							
Total			242	111	0	168	279	



Alinjgur	Month	Pending begin	Applied	Reco-gnized	Reje-cted	Oth. Closed	Total Decided	Pending end
	Jan-16	887	24	38		17	55	856
	Feb-16	856	57	2		28	30	883
	Mar-16	883	73	20		21	41	915
	Apr-16							
	May-16							
	Jun-16							
	Jul-16							
	Aug-16							
	Sep-16							
	Oct-16							
	Nov-16							
	Dec-16							
Total			154	60	0	66	126	



Kakuma	Month	Pending begin	Applied	Reco-gnized	Reje-cted	Oth. Closed	Total Decided	Pending end
	Jan-16	22,825	574	288		65	353	23,046
	Feb-16	23,046	438	208		342	550	22,934
	Mar-16	22,934	468	699		110	809	22,593
	Apr-16							
	May-16							
	Jun-16							
	Jul-16							
	Aug-16							
	Sep-16							
	Oct-16							
	Nov-16							
	Dec-16							
Total			1,480	1,195	0	517	1,712	



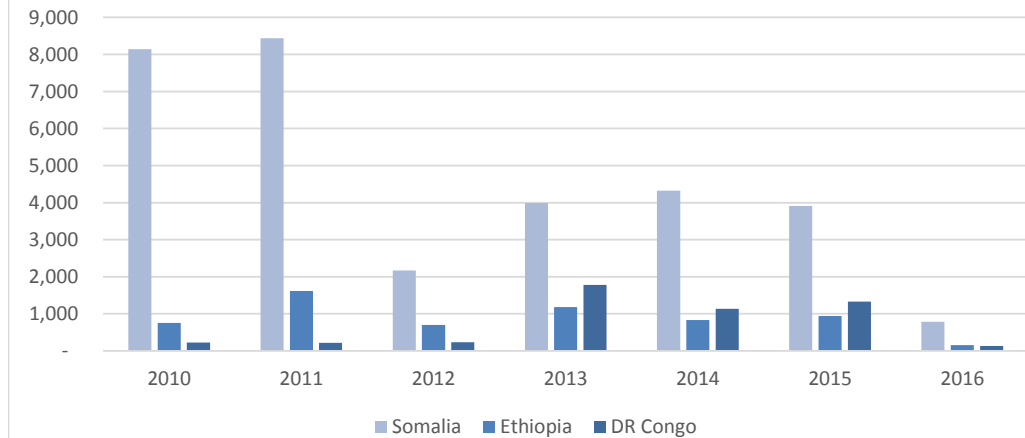
RESETTLEMENT SUBMISSION BY COUNTRY OF ORIGIN

Country of Origin	2010	2011	2012	2013	2014	2015	2016	Total
Somalia	8,143	8,439	2,170	3,985	4,325	3,909	789	31,760
Ethiopia	752	1,617	700	1,181	830	941	156	6,177
Sudan	602	175	30	29	158	541	53	1,588
DR Congo	223	218	230	1,783	1,132	1,326	136	5,048
Eritrea	67	25	20	111	73	116	10	422
Uganda	13	13	5	24	88	108	11	262
Burundi	15	17	22	58	46	121	14	293
Rwanda	45	13	24	22	31	78		213
South Sudan			33	214	111	420	129	907
Other	18	1	5	5	11	26	5	71
Total	9,878	10,518	3,239	7,412	6,805	7,586	1,303	46,741

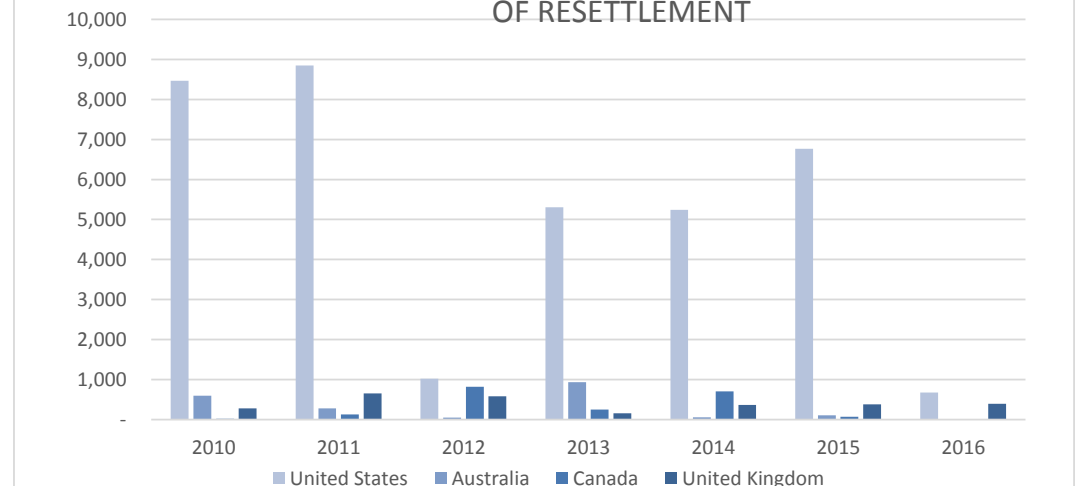
RESETTLEMENT SUBMISSION BY COUNTRY OF RESETTLEMENT

Country of Submission	2010	2011	2012	2013	2014	2015	2016	Total
United States	8,463	8,849	1,019	5,304	5,239	6,764	674	36,312
Australia	595	281	50	932	53	107	8	2,026
Canada	23	129	821	254	705	69	6	2,007
United Kingdom	280	657	585	155	363	378	396	2,814
Sweden	352	391	402	342	397	81	213	2,178
Netherlands	8	109	114	145	16	130		522
Denmark	132	6	14	16	14	29	6	217
Norway	16	72	218	218	12	11		547
France	-	-	-	29				29
Other	9	24	16	17	6	17		89
Total	9,878	10,518	3,239	7,412	6,805	7,586	1,303	46,741

RESETTLEMENT SUBMISSION TRENDS BY MAJOR COUNTRIES OF ORIGIN

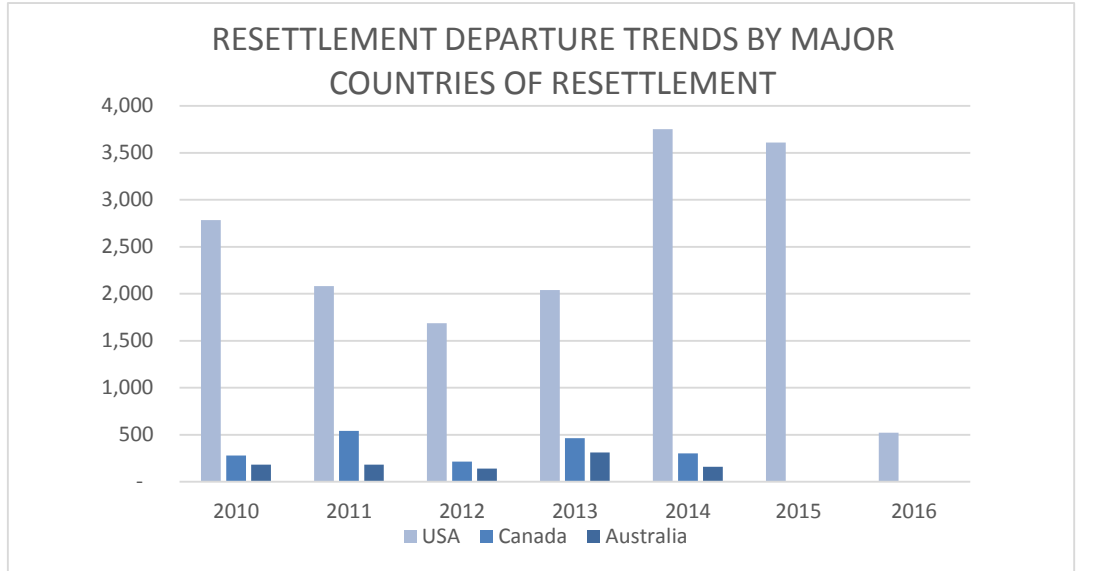
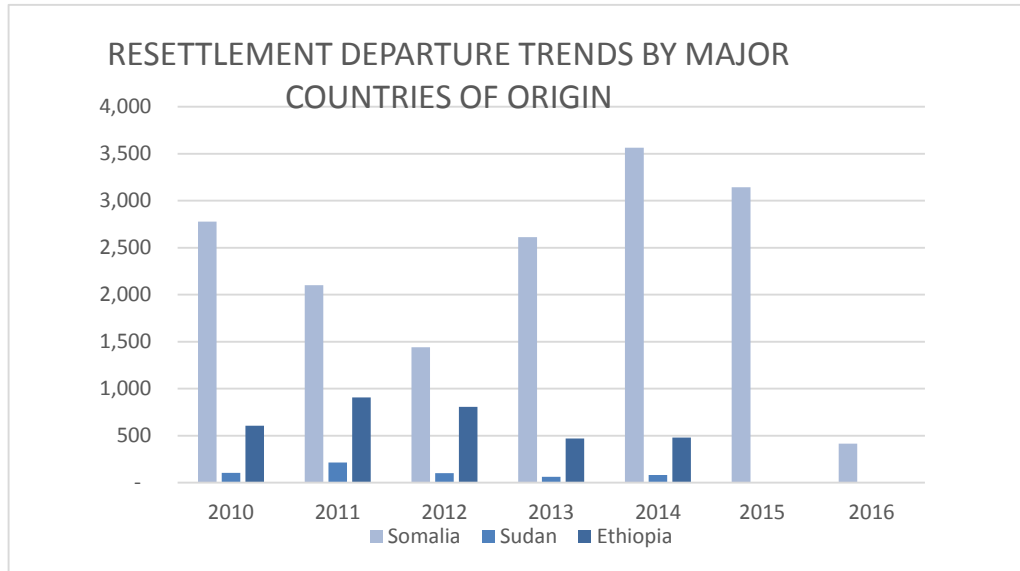


RESETTLEMENT SUBMISSION TRENDS BY MAJOR COUNTRIES OF RESETTLEMENT



RESETTLEMENT DEPARTURES BY COUNTRY OF ORIGIN								
Country of Origin	2010	2011	2012	2013	2014	2015	2016	Total
Somalia	2,776	2,102	1,442	2,612	3,562	3,142	415	16,051
Sudan	103	213	102	61	82	46	1	608
Ethiopia	606	906	806	469	480	645	90	4,002
Rwanda	44	35	26	26	21	28	4	184
Uganda	13	7	14	2	36	69	6	147
Congo DR	179	234	192	308	560	874	99	2,446
Burundi	6	35	14	13	23	30		121
Eritrea	39	48	25	25	57	28	12	234
SSD	-	-	35	88	92	136	15	366
Other	7	1	3	-		3	8	22
Total	3,773	3,581	2,659	3,604	4,913	5,001	650	24,181

RESETTLEMENT DEPARTURES BY COUNTRY OF RESETTLEMENT								
Country of Resettlement	2010	2011	2012	2013	2014	2015	2016	Total
USA	2,783	2,083	1,688	2,040	3,751	3,610	522	16,477
Canada	280	541	213	464	302	174	34	2,008
Australia	183	182	141	311	160	514	23	1,514
Sweden	327	329	88	331	229	341	9	1,654
United Kingdom	199	208	460	260	279	308		1,714
Netherlands	-	81	29	-	87	2	62	261
Norway	-	58	18	159	78	32		345
New Zealand	-	10	-	4				14
Denmark			10	22	7	7		46
Other	1	89	12	13	20	13		148
Total	3,773	3,581	2,659	3,604	4,913	5,001	650	24,181



**VOLUNTARY REPATRIATION FROM KENYA
BY COUNTRY OF ORIGIN AS OF MARCH 2016**

Country of Origin	Year									
	2008	2009	2010	2011	2012	2013	2014	2015	2016	Total
Sudan	9,876	665	64	28						10,633
Burundi	6	2	1		4					13
Rwanda	-	1	2	2	1					6
Mozambique	-	-	5							5
Somalia	-	-	6	69	4		485	5,616	6,462	12,642
Congo	-	-	3	2	7	3				15
Ethiopia	1	-	-							1
Uganda	1	-	-	4	1					6
Other	-	-	2	6						8
Total	9,884	668	83	111	17	3	485	5,616	6,462	23,329

VolRepTrend

