



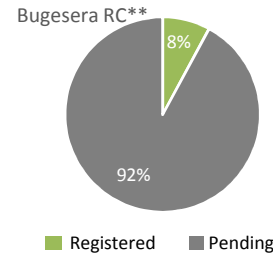
**Daily Statistics**

Registered on 27 April 2015 

Bugesera	390
Nyanza	391
Nyagatare	-
<b>Total</b>	<b>781</b>

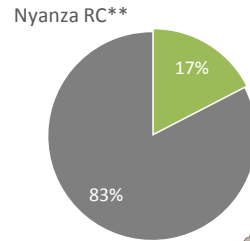
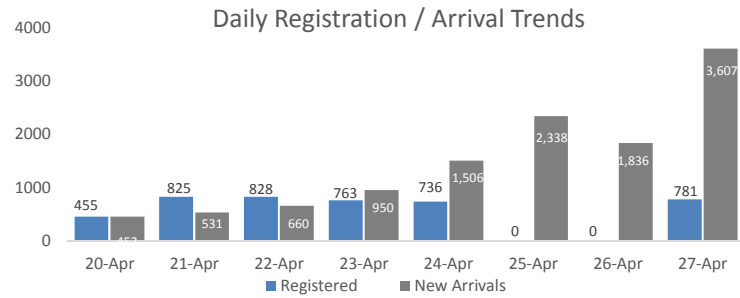
Camp / Reception Centre Population 

Bugesera*	12,410	4001
Nyanza*	2,527	825
Nyagatare	306	110
Mahama	5,324	895
<b>Total</b>	<b>20,567</b>	<b>5,831</b>

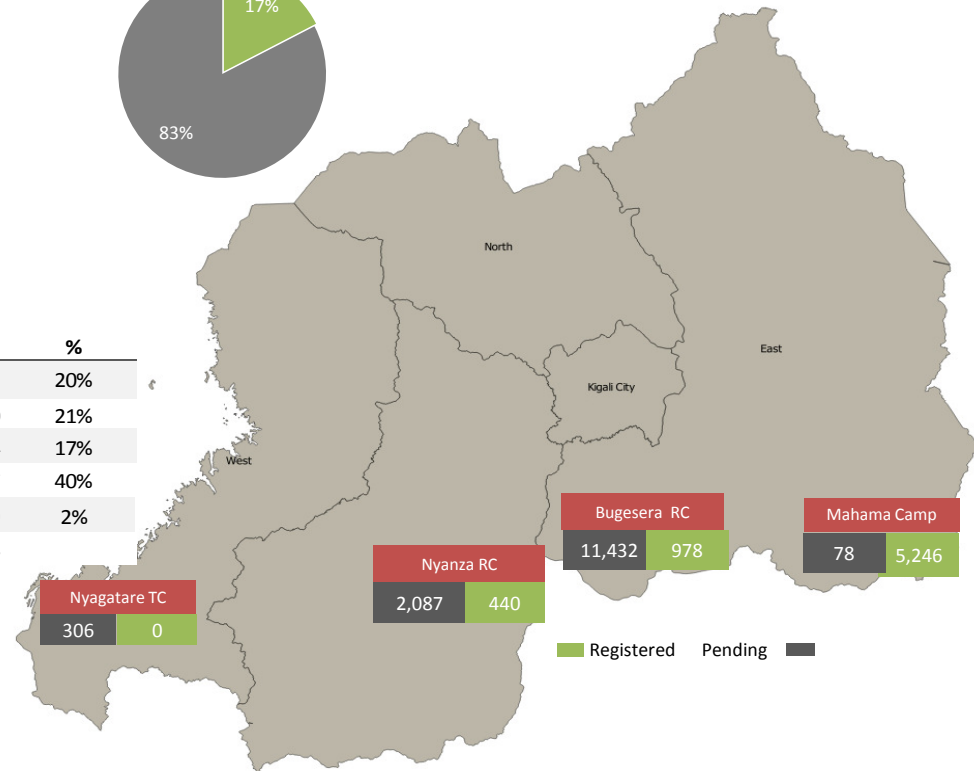


	<b>20,567</b>	<b>Total</b>
	<b>6,273</b>	Registered
	<b>14,294</b>	Pending

482 individuals reported to be at the districts pending transportation to the reception centers



Area of Origin	Age Cohort	Female	Male	Total	%
Bubanza	0 - 4 years	622	641	1,263	20%
Bujumbura Mairie	5 - 11 years	651	659	1,310	21%
Cankuzo	12 - 17 years	521	543	1,064	17%
Cibitoke	18 - 59 years	1,478	1,019	2,497	40%
Karuzi	60+ years	98	41	139	2%
Kayanza	<b>Total</b>	<b>3,370</b>	<b>2,903</b>	<b>6,273</b>	
Kirundo				5647	
Muyinga				210	
Ngozi				284	
Others				29	
<b>Total</b>				<b>6,273</b>	



\*Source: MIDIMAR Camp Manager

\*\*Percentage covers the current population in the reception center

For inquiries, please email [kibui@unhcr.org](mailto:kibui@unhcr.org) or visit our web portal <http://data.unhcr.org/drc/country.php?id=182>