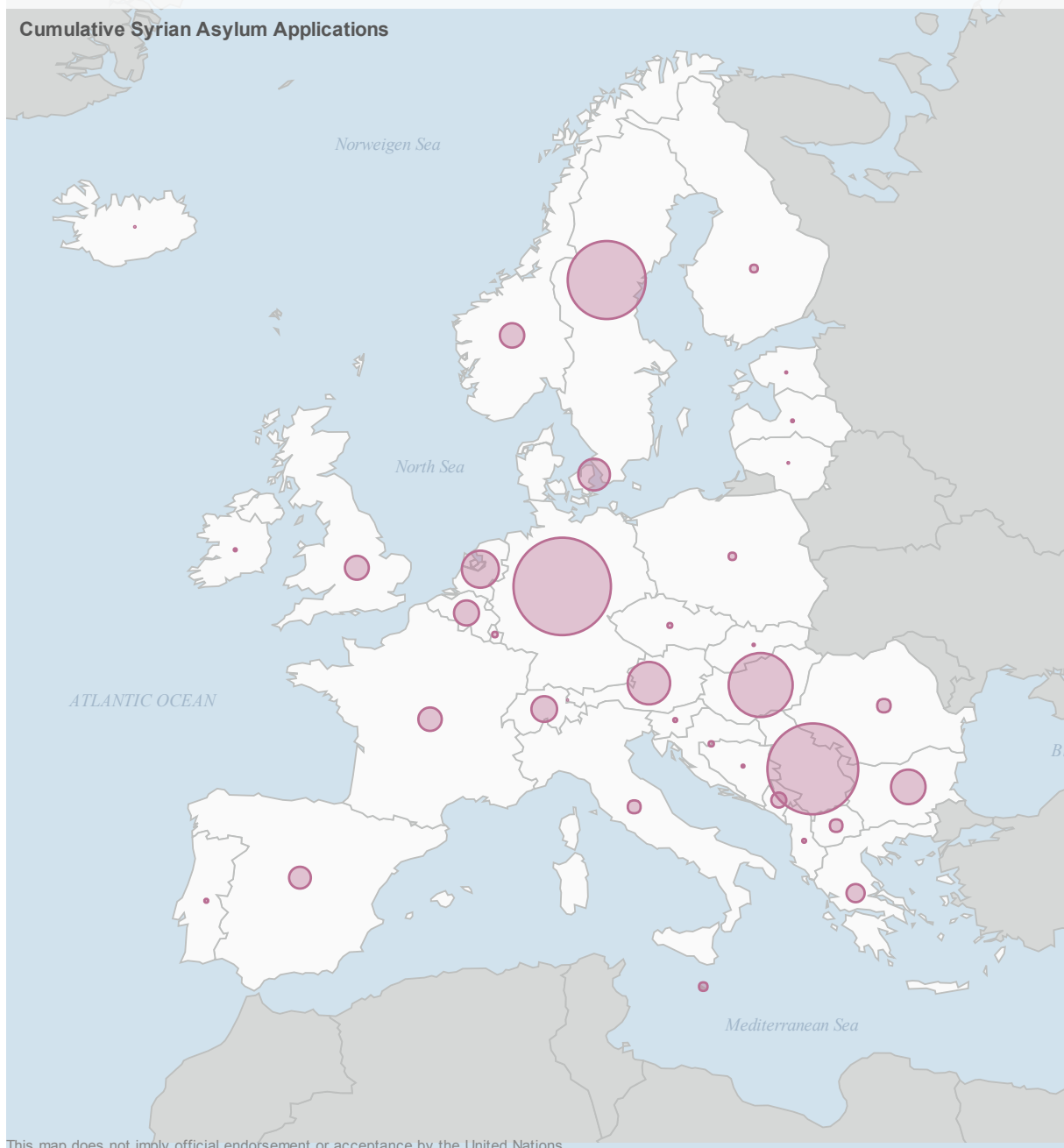


# EUROPE: Syrian Asylum Applications

From Apr 2011 to Sep 2015

## Cumulative Syrian Asylum Applications



This map does not imply official endorsement or acceptance by the United Nations

Europe  
All European countries

EU+ Countries  
Including Norway and Switzerland

## About

The number of Syrians arriving in Europe seeking international protection continues to increase. However, it remains low compared to Syria's neighboring countries, with slightly more than 10% of those who have fled the conflict seeking safety in Europe.

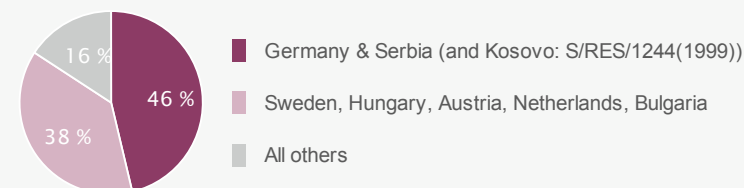
## Total Asylum Applications

**506,597** between Apr 2011 and Sep 2015

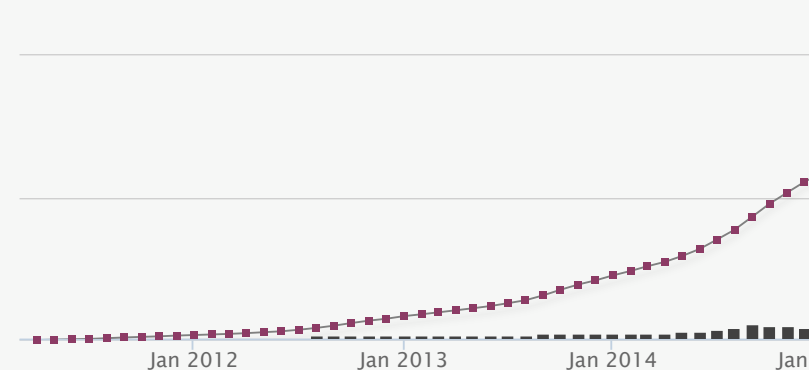
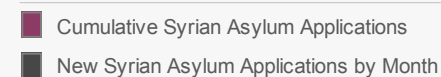
**137,947** in 2014 only

Note: Data for 37 European countries which provide monthly information to UNHCR. To the extent possible, the figures reflect first time asylum applications, but some of the statistics are likely to include repeated applications (same or different country).

## Top Countries



## Evolution of Asylum Applications



Note: In Turkey, 1,938,999 Syrian refugees have been registered by the authorities (as of 25 August 2015).