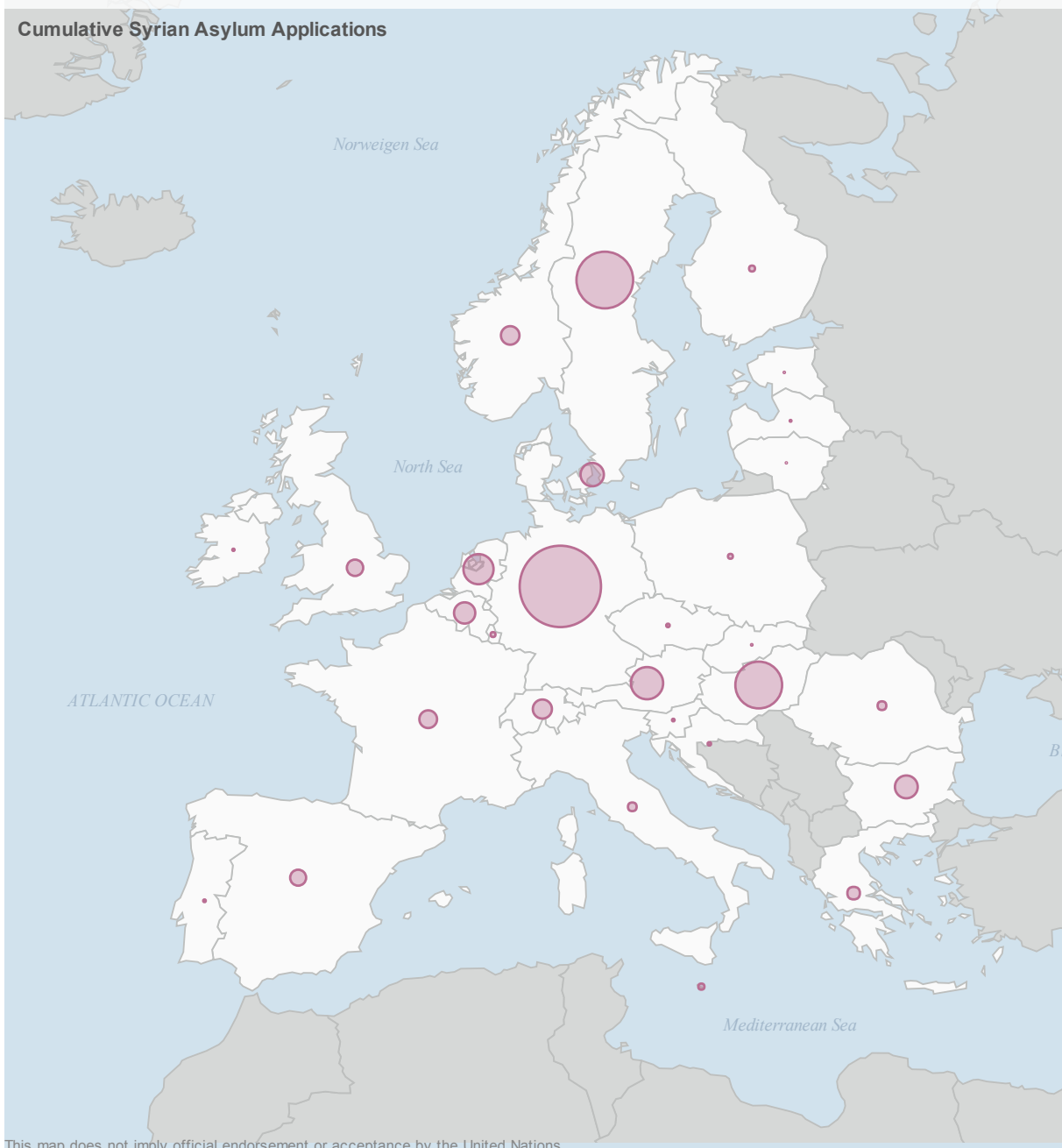


EUROPE: Syrian Asylum Applications

From Apr 2011 to Dec 2015

Cumulative Syrian Asylum Applications



This map does not imply official endorsement or acceptance by the United Nations

Europe

All European countries



EU+ Countries

Including Norway and Switzerland

About

The number of Syrians arriving in Europe seeking international protection continues to increase. However, it remains low compared to Syria's neighboring countries, with slightly more than 10% of those who have fled the conflict seeking safety in Europe.

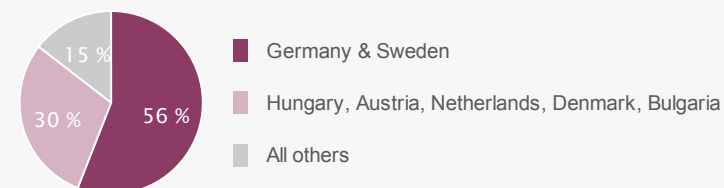
Total Asylum Applications

579,184 between Apr 2011 and Dec 2015

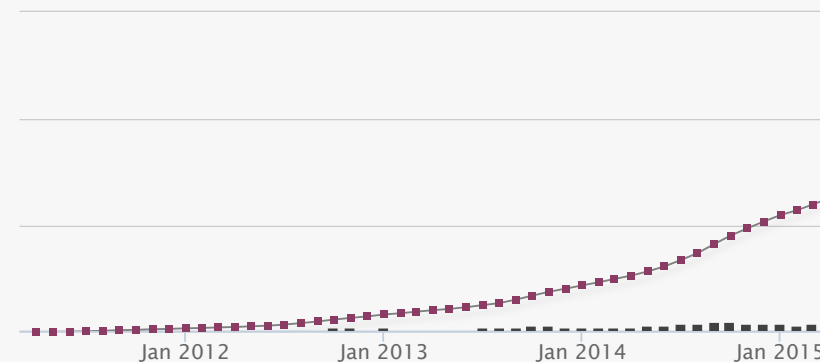
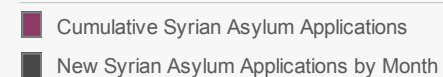
125,606 in 2014 only

Note: Data for the 28 EU Member States plus Norway and Switzerland (EU+). To the extent possible, the figures reflect first time asylum applications, but some of the statistics are likely to include repeated applications (same or different country).

Top Countries



Evolution of Asylum Applications



Note: In Turkey, 1,938,999 Syrian refugees have been registered by the authorities (as of 25 August 2015).