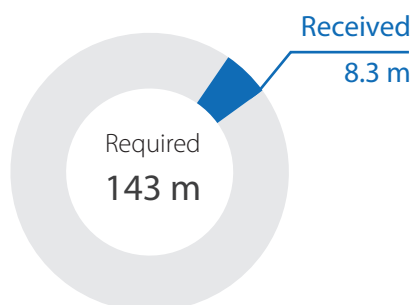





The monthly dashboard summarizes the progress made by partners involved in the Lebanon Crisis Response and highlights trends affecting people in need. Partners in Lebanon are working to ensure that for vulnerable groups, especially youth, access to income and employment is improved.

## 2016 Funding Status as of 12 April 2016

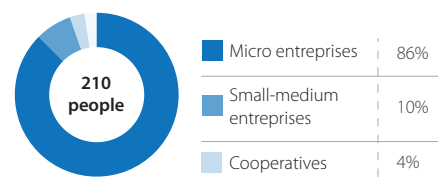


## Targeted Population groups

555,369 (People in Need)



## Business types reached



## Progress against targets



### Activities

reached / target

# entrepreneurs who benefitted from business management training	389 / 3,200
# of new MSMEs/ Cooperatives supported or established	180 / 1,800
Value of grant disbursed to MSMEs	\$339,009 / \$2,658,000
# of value chain interventions implemented	11 / 63
# of targeted vulnerable persons enrolled in public work projects	2,232 / 65,000
USD value invested in public work projects	\$332,866 / \$60 million
# of individuals benefitting from market-based skills training	976 / 25,000
# of people benefitting from internships, on-the-job training or apprenticeship programmes	212 / 12,500



### Outputs

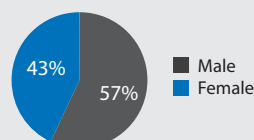
reached / target

# of MSMEs and cooperatives supported	210 / 1,800
# of value chains valorized and/or being upgraded	6 / 21
# vulnerable cadastres benefitting from improved infrastructure and environmental assets	47 / 251



### Breakdown by Age and Gender

Men vs. women benefitting from livelihood programmes

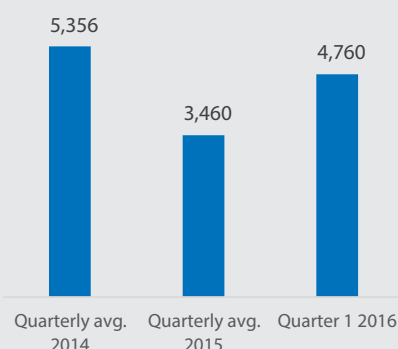


Entrepreneurs who benefitted from business management training



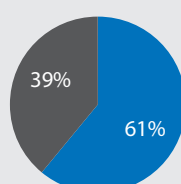
## Analysis

### Number of individual beneficiaries on average per quarter, 2014-2016

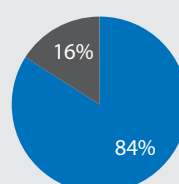


### Workforce employability improved: gender breakdown of beneficiaries

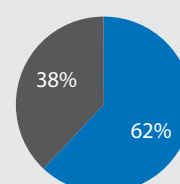
Career guidance & employment services



Market-based skills training



Internship & apprenticeship schemes



## Changes in Context - First Quarter

With only US\$8 million in funding received so far for 2016 programmes (excluding carry over from 2015), the livelihoods sector still faces a major obstacle in scaling up its activities and is therefore unable to effectively mitigate the impact of the crisis on economic opportunities and jobs. Yet, the increasing trends in terms of number of ongoing programmes and result achieved observed in late 2015 is still valid.

This is particularly the case for activities related to local economic development, where partners have achieved more results in the first quarter of 2016 than in all of 2015 combined. Indeed, the sector has already provided support to 180 Micro, Small and Medium Enterprises (MSMEs) and cooperatives through in kind and cash-grants of a cumulated value of \$340,000 (vs. 164 businesses supported with \$200,000 in 2015), 389 entrepreneurs (158 of who are youth) received business management trainings. So far, one partner has confirmed that this resulted in new job creation by supported businesses, with 26 new jobs created in Tripoli. A recent assessment by IRC of MSMEs' needs in Mt. Lebanon emphasized that to yield more immediate results in terms of growth and job creation, MSMEs need targeted support on sales and marketing, customer service, financial management and business planning.

In parallel, partners are working in Akkar and Bekaa to upgrade key value chains, working from the production stage of a product till the final consumer. 11 interventions aiming at addressing quality, production technique, or the regulatory framework of the potato and green leafy vegetables, waste management, shanklish and pickles value chains in Akkar and Bekaa have been implemented, vs. only 3 in 2015.

As for shorter-term interventions, the sector reached 4,371 beneficiaries in total this quarter, primarily through employability support and labour intensive infrastructure rehabilitation programmes.

The impact of current employability programmes (skills training, internship schemes...) on actual access to employment remains to be determined, as the proportion of beneficiaries of such programmes



### Facts and Figures

**1,500,000**

# of deprived Lebanese

**70%**

Percentage of Syrian households living below the poverty line (\$3.84 per/day)

**90%**

Host community members report an increase of unemployment since the beginning of the crisis

**34%**

Pre-crisis youth unemployment rate

**>1**

Average # of working members per Syrian refugee household

**\$177**

Average monthly income of working refugees

who eventually find a job varies from 15 to 66%. The sector is reviewing all the skills training programmes provided by partners to identify which ones are most successful in facilitating access to employment.

The impact of public work programmes is much clearer, with 100 villages already benefitting from improved infrastructures.

## Sector Progress

The major contextual event in Quarter 1 for the livelihoods sector, which has been severely hampered throughout 2015 by limited funding, was the London Conference, which placed economic opportunities and jobs at the center of support needs to Syria's neighboring countries. The GoL Statement of Intent is closely aligned with the livelihoods sector strategy, emphasizing the need to create job opportunities through investments at municipal level and temporary employment programmes. The Statement of Intent also acknowledges the need to facilitate access of Syrian refugees to economic opportunities. The Minister of Labour issued a new decision on business, professions, crafts and jobs confined solely to Lebanese citizens, however which also extended the fields of work for which Syrian nationals can work to agriculture, construction, and environment.

The sector is focused on supporting the Government of Lebanon in operationalizing the 'economic opportunities and jobs' component of the Conference, notably through the setting up of a sector steering committee composed of representatives of concerned ministries, UN, NGOs and donors to provide strategic direction to the sector. In addition, a new Livelihoods expert has been seconded to MOSA to support the Ministry's leadership of the sector.

Analysis of data provided through the households visit assessment confirms that in line with previous years, an average of one member per Syrian refugee household is working, but well below either minimum wage or the survival minimum expenditure basket, with an average of \$177 monthly income. OXFAM and AUB released a study this month on poverty, inequality and social protection in Lebanon, confirming the particularly high vulnerability of refugee and women-headed households when it comes to poverty, and pointing out the concentration of poor households in the informal sector where they are even more vulnerable to external shocks. The sector aims to address this situation this year by putting an increased focus on the issue of decent work, notably through increase engagement with the Ministry of Labour and the Lebanese social protection system.

## Organizations

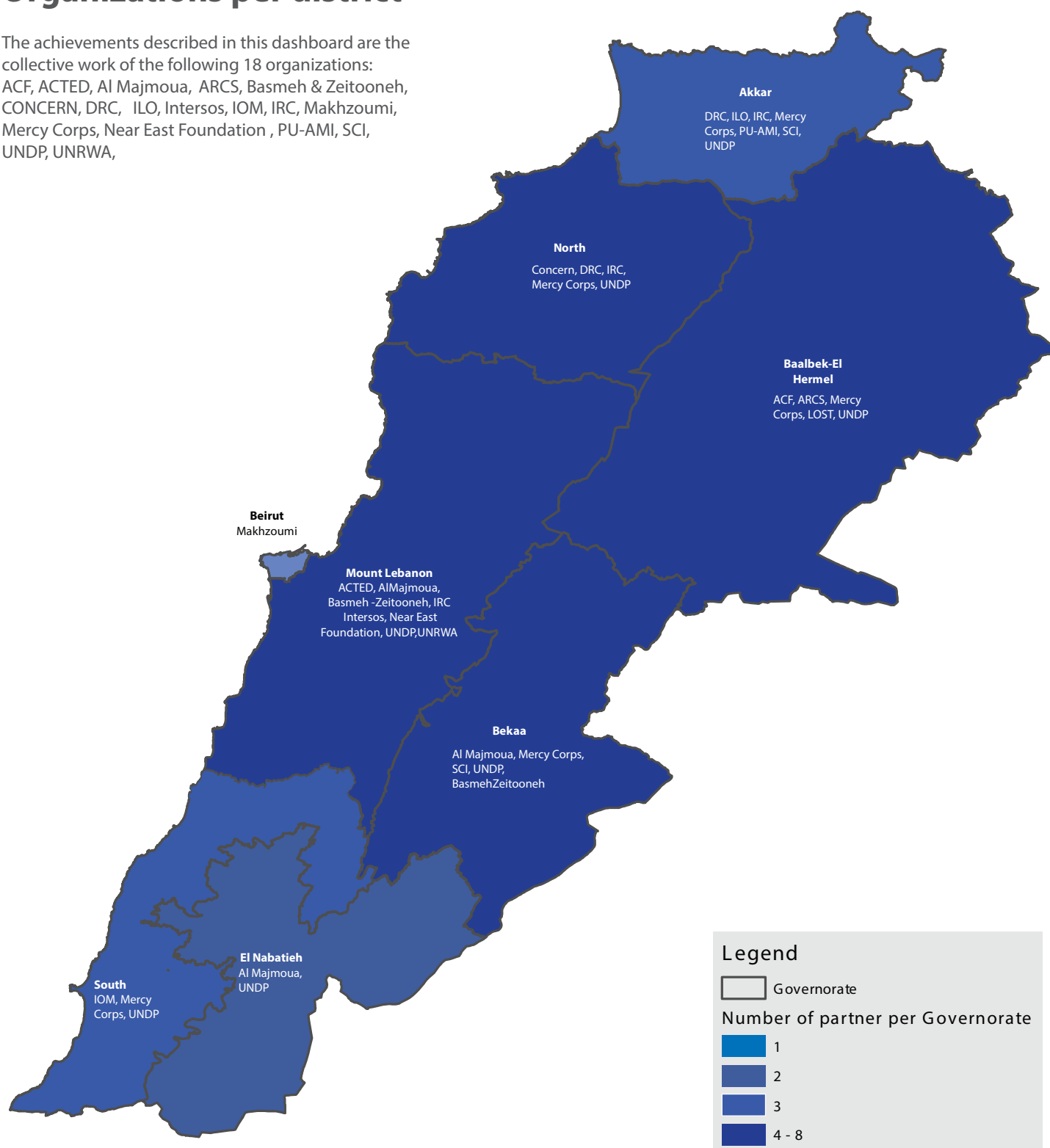
The achievements described in this dashboard are the collective work of the following 18 organizations:

ACF, ACTED, Al Majmoua, ARCS, Basmeh & Zeitoun, CONCERN, DRC, ILO, Intersos, IOM, IRC, Makhzoumi, Mercy Corps, Near East Foundation, PU-AMI, SCI, UNDP, UNRWA



## Organizations per district

The achievements described in this dashboard are the collective work of the following 18 organizations: ACF, ACTED, Al Majmoua, ARCS, Basmeh & Zeitooneh, CONCERN, DRC, ILO, Intersos, IOM, IRC, Makhzoumi, Mercy Corps, Near East Foundation, PU-AMI, SCI, UNDP, UNRWA,



Note: This map has been produced by UNHCR based on maps and material provided by the Government of Lebanon for UNHCR operational purposes. It does not constitute an official United Nations map. The designations employed and the presentation of material on this map do not imply the expression of any opinion whatsoever on the part of the Secretariat of the United Nations concerning the legal status of any country, territory, city or area or of its authorities, or concerning the delimitation of its frontiers or boundaries.