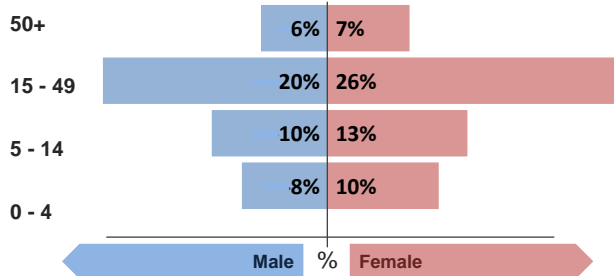


Refugee population

Total refugee population: **3,101** \*

Demographic breakdown:



Key facts

Camp opened: **August 2013**

Planned capacity: **5,000**

Area: **0.3 Km sq**

Population: **Syrian refugees, majority from Qamishli**

\* Source of population data: Estimates from UNHCR registration. For multi-week reports average population is presented

Indicators at a glance

Indicator	Indicator	Standard
1	Health utilisation rate	7.1   1 - 4
2	Number of consultations per clinician per day	61   < 50
3	Proportion of first time antenatal visits made < 1st trimester	N/A   ≥ 90%
4	Measles immunisation coverage	N/A   > 90%
5	Polio III immunisation coverage	N/A   > 90%
6	Crude Mortality Rate (CMR) (/1000/month)	0.0   < 1.5
7	Under-five Mortality Rate (U5MR) (/1000/month)	0.0   < 3.0
8	Neonatal Mortality Rate (NNMR) (/1000 livebirths)	0.0   < 40

Notes

HIGHLIGHTS

A high proportion of cases present with upper respiratory infections.

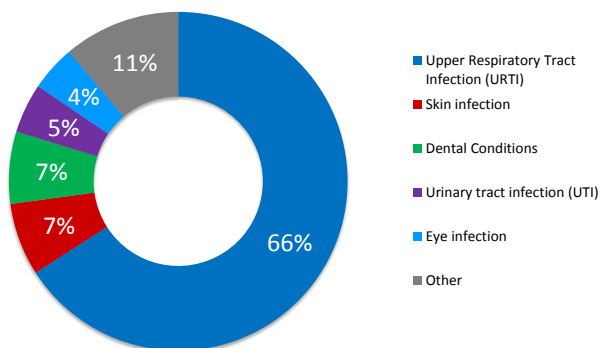
This public health profile for Arbat refugee camp is compiled from health data obtained from reporting agencies. Data is collected using standardised Health Information System (HIS) data collection and reporting tools and aims to be as accurate as possible.

Agencies reporting:

DOH - Sulaymaniyah

Morbidity this week

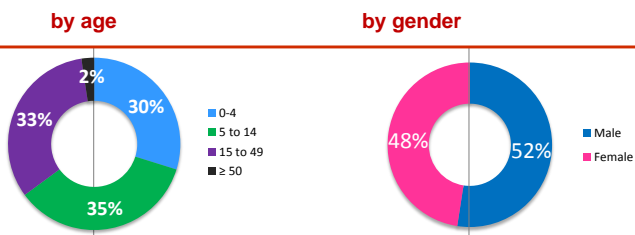
Acute health conditions (%)



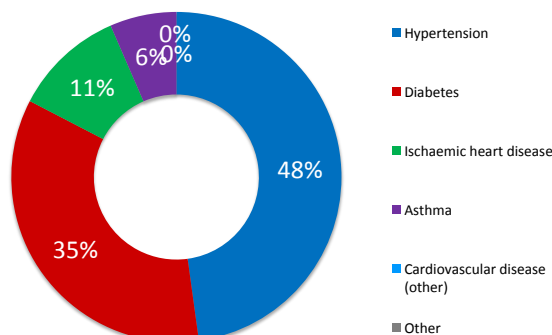
Top 5 acute health conditions

Rank	Condition	% morbidity	# of cases
1	Upper Respiratory Tract Infection (URTI)	66%	1,360
2	Skin infection	7%	143
3	Dental Conditions	7%	142
4	Urinary tract infection (UTI)	5%	98
5	Eye infection	4%	90
-	Other	11%	230

Breakdown of acute health conditions



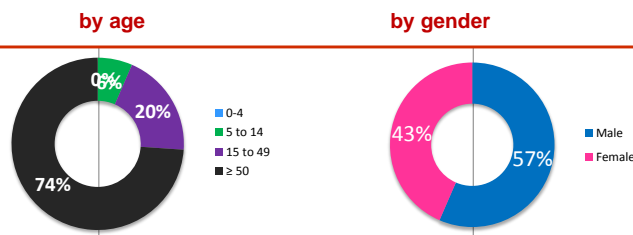
Chronic health conditions (%)



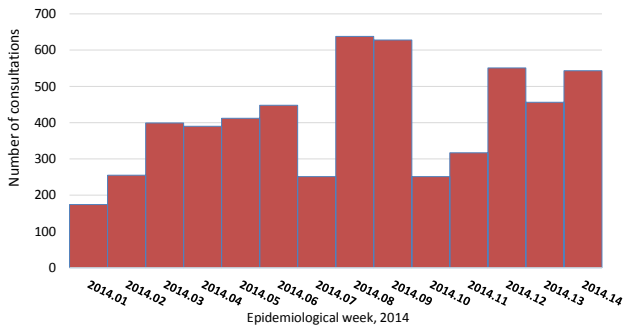
Top 5 chronic health conditions

Rank	Condition	% morbidity	# of cases
1	Hypertension	48%	22
2	Diabetes	35%	16
3	Ischaemic heart disease	11%	5
4	Asthma	7%	3
5	Cardiovascular disease (other)	0%	0
-	Other	0%	0

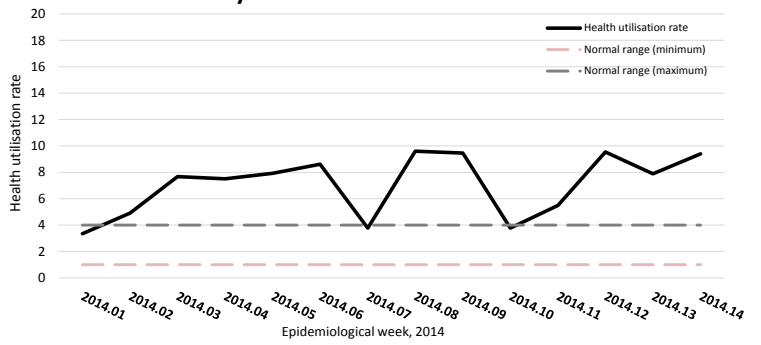
Breakdown of chronic health conditions



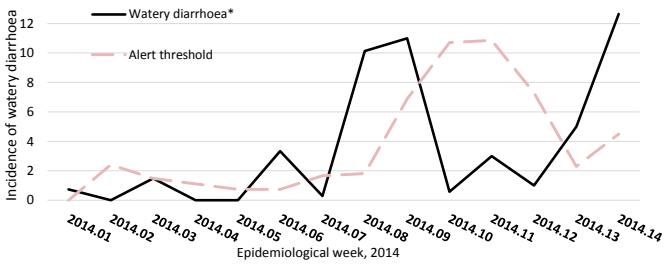
Number of consultations



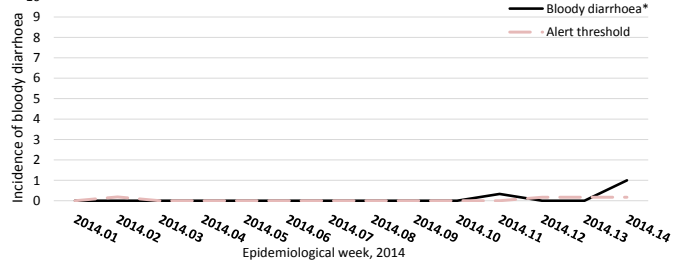
Weekly health utilisation rates



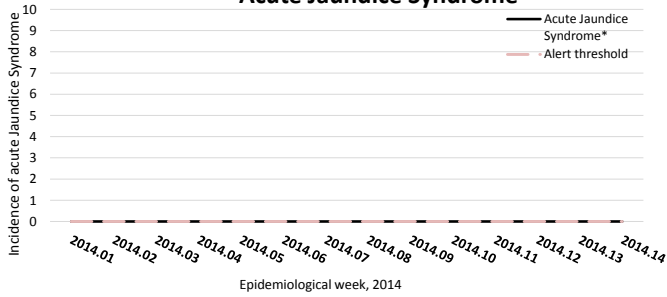
Watery diarrhoea



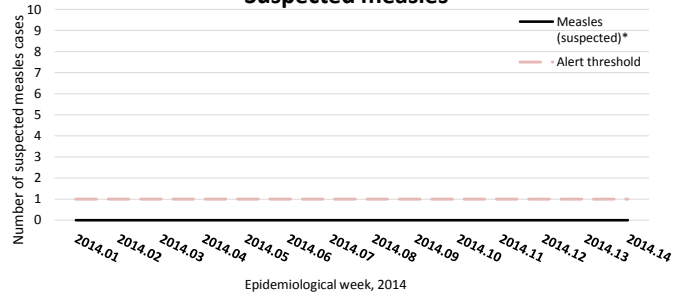
Bloody diarrhoea



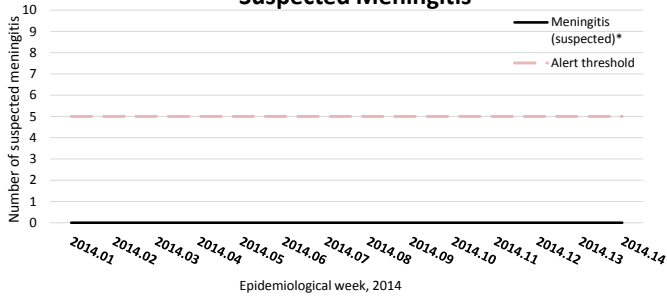
Acute Jaundice Syndrome



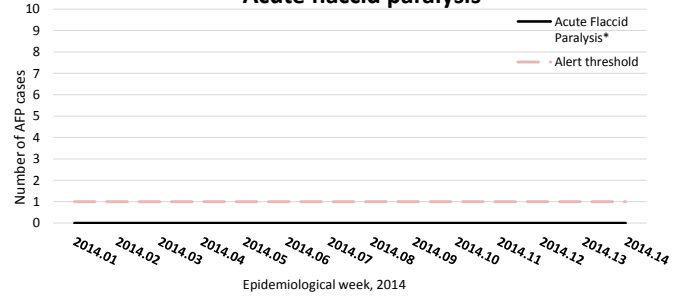
Suspected measles



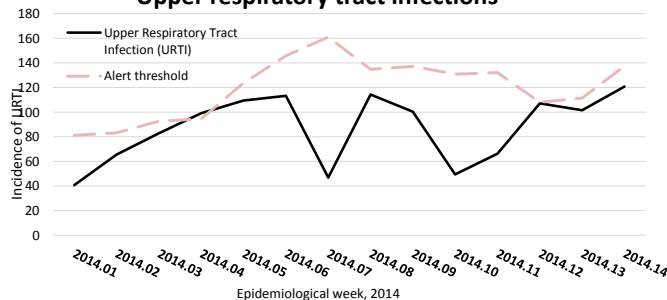
Suspected Meningitis



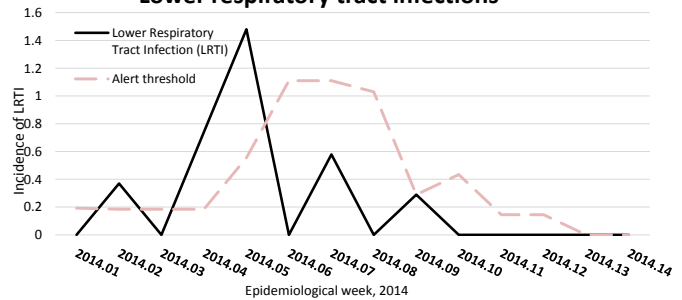
Acute flaccid paralysis



Upper respiratory tract infections



Lower respiratory tract infections



Calculation of disease alert thresholds:

Watery diarrhoea = 1.5 x baseline,      Bloody diarrhoea = 1.5 x baseline,      Acute Jaundice Syndrome = 1.5 x baseline,      Upper respiratory tract infections = 1.5 x baseline,  
 Meningitis = 5 cases,      Acute Flaccid Paralysis = 1 case,      Measles = 1 case,  
 baseline = average incidence or number of cases over the previous 3 weeks

# Public Health

## Health Impact

	Indicator	Standard
Crude Mortality Rate (CMR) (/1000/month)	0.0	< 1.5
Under-five Mortality Rate (U5MR) (/1000/month)	0.0	< 3.0
Neonatal Mortality Rate (NNMR) (/1000 livebirths)	0.0	< 40

## Access and utilization

No. of health facilities	1.0	1 : < 10,000
Total number of consultations	2,118	
Health utilisation rate	7.1	1 - 4
No. of consultations per trained clinician per day	61	< 50

## Reproductive health

Proportion of first time antenatal visits made < 1st trimester	N/A	≥ 90%
--	-----	-------

## Outbreak Alert and Response

	Indicator	Standard
Number of outbreaks reported	0	
% of outbreaks investigated within 48 hours	N/A	100%

## Routine immunization

BCG immunisation coverage	N/A	> 90%
DPT 1 immunisation coverage	N/A	> 90%
Measles immunisation coverage	N/A	> 90%
Polio III immunisation coverage	N/A	> 90%
MMR immunisation coverage	N/A	> 90%
Vitamin A coverage	N/A	> 90%

## Sexual and gender-based violence

Incidence of reported rape	0.0
----------------------------	-----

## Top 3 Mental health conditions

	% morbidity	# of cases
1 Epilepsy / seizures	0%	0
2 Alcohol and other substance abuse disorder	0%	0
3 Psychotic disorder	0%	0
- Other	0%	0

## Top 3 injuries

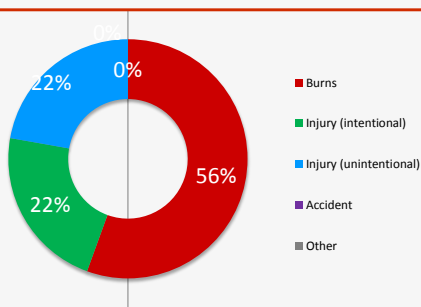
	% morbidity	# of cases
1 Burns	56%	5
2 Injury (intentional)	22%	2
3 Injury (unintentional)	22%	2
- Other	0%	0

## Breakdown of mental health conditions

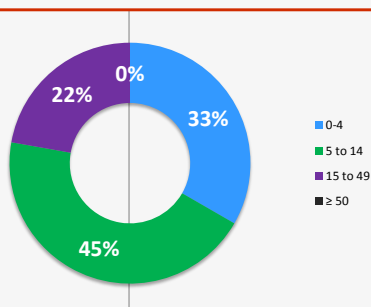
**NO MENTAL HEALTH CONDITIONS REPORTED THIS WEEK**

## Breakdown of injuries

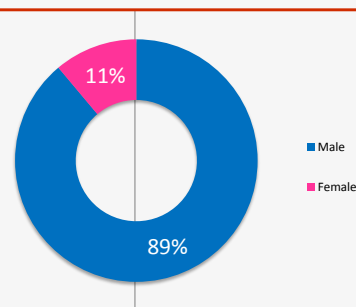
### By cause



### By age



### By gender



We gratefully acknowledge the support of the following agencies:



View interactive maps and statistics online  
<http://twine.unhcr.org>

