



REPUBLIC OF TURKEY  
PRIME MINISTRY  
Disaster and Emergency Management Presidency

# Syrian Refugees in Turkey, 2013 Field Survey Results



REPUBLIC OF TURKEY  
PRIME MINISTRY  
Disaster and Emergency Management Presidency

# Syrian Refugees in Turkey, 2013

## ABBREVIATIONS

AFAD	: Disaster and Emergency Management Presidency
EU	: European Union
UN	: United Nations
UNHCR	: United Nations High Commissioner for Refugees
GDP	: Gross Domestic Product
NGO	: Non-Governmental Organization
AFKEN	: Sheltering Center Management System
EYDAS	: AFAD Aid Distribution System



REPUBLIC OF TURKEY  
PRIME MINISTRY  
Disaster and Emergency Management Presidency

## PREFACE

Since the outset of the conflict in March 2011, increasing number of refugees from Syrian Arab Republic (Syria) has sought asylum in Turkey. Escalation of violations in Syria in 2012 and onwards created dramatic increases in humanitarian needs. From the outset of the conflict, The Republic of Turkey, with its historical, cultural and neighborhood ties, followed an open door policy to refugees. Turkey has been the most generous country in providing all type of humanitarian aid to Syrian citizens affected by this tragedy whether under temporary protection in Turkey or inside Syrian borders.

Authorities at all levels of the government and state, primarily Prime Minister, H.E. Recep Tayyip Erdoğan, and Deputy Prime Minister, H.E. Beşir Atalay, have shown great sensitivity to the Syria tragedy and taken pioneering role to attract the attention of international community, including the UN and the EU, to Syrian crisis.

Turkey is currently hosting more than 200 thousand Syrian citizens in 20 temporary accommodation centers that have been established and managed in 10 cities for more than 2 and a half years. AFAD developed high standards for the construction and management of accommodation centers in order to meet all humanitarian needs of our Syrian guests. The facilities and services provided in the temporary accommodation centers are much beyond the standards seen anywhere in the refugee camps. AFAD temporary accommodation centers are constructed with standards where normal life is not disrupted; regular education continues, kindergarten is available for all children, and health service is provided at same standards available to Turkish citizens. There are even adult training programs for refugees in order equip them with better qualities and those who does not have any occupation gains sufficient skills for employment. Turkey does not only provide temporary accommodation for Syrian refugees in Turkey, but also prepares them for the post-crisis period. AFAD has created standards books for construction and management of temporary accommodation centers so that the service is standardized in all centers. The same standards developed for Syrian temporary refugee accommodation centers will be used for disasters accommodation centers AFAD will manage in case of likely disasters in Turkey.

AFAD conducted an extensive profiling survey with Syrian refugees living in temporary accommodation centers and outside the centers in various cities in Turkey. Survey aims to (1) collect data to improve the conditions and quality of the service in the temporary accommodation centers, (2) obtain demographic socio-economic and socio-cultural information about the Syrian refugees, (3) do a needs assessment for the humanitarian needs of the Syrian refugees living in various cities outside the temporary protection centers.

The profiling survey is carried out as face to face interview in the accommodation centers in Adana, Adıyaman, Hatay, Gaziantep, Kahramanmaraş, Kilis, Malatya, Mardin, Osmaniye and Şanlıurfa. Survey includes questions on demographic and socio-economic profile, accommodation, security, health, education, nutrition, water and cleaning, and expectations for the future. The survey in temporary accommodation centers collected information from 7,860 refugees in 1,420 households and the survey for refugees living in various cities outside the temporary accommodation centers includes data from 7,340 individuals in 1,160 households.

The survey questionnaire is developed by the Data Evaluation and Analysis Team at AFAD led by Prof. Dr. Mehmet Balcılar. The questionnaire is based and benefited from two and a half year experience of AFAD in the accommodation centers. Due to various limitations, data is collected only on most crucial aspect of the refugees in Turkey. There are certainly many possible areas that are not addressed by this study due to various limitations. AFAD is planning to repeat these surveys in the coming months in the light of the information obtained in this first study.

I hope that the research results and evaluations in this book based on the profiling survey will be useful to all parties, officers and direct future studies. This book is only a summary of the information obtained in the profiling survey and AFAD will publish detailed reports on various aspects, such as the education, health, food, accommodation, children, and gender. A special needs assessment report is currently prepared for the Syrian refugees living outside the temporary accommodation centers. I would like to thank Deputy Prime Minister, H.E. Beşir Atalay, Ministries of International Affairs, Health, National Education and Internal Affairs and all ministries and institution representatives, UNHCR Turkish representative, Ms. Carol Batchelor and her team for their support for the profiling Survey. Prof. Dr. Mehmet Balcılar established a sound survey system for AFAD, which is used for this study and available for future studies, developed the survey questionnaire, designed all aspects of the filed study, and monitored the progress. He carried out some of the analysis and contributed generously to the report. I especially thank Prof. Balcılar, without his self-sacrificing work the study would not be completed. Prof. Dr. Aysit Tansel and Prof. Dr. Zeynel Abidin Özdemir have large completed writing process of the results. I am greatly indebted to both of them for their quality work. I also would like to thank Brenda Goddard and Amer Delic from UNCHR Turkey office for their support and cooperation for the completion of the survey. I hope the report will be useful to involved parties.

**Dr. Fuat OKTAY**  
President of AFAD





# Syrian Refugees\* in Turkey, 2013

*\* In this report, the word of “refugee” indicates The Syrian citizens under temporary protection status in Turkey*

# Table of Contents

<b>A</b>	List of Maps, Figures and Tables	
<b>B</b>	Executive Summary	
<b>C</b>	Preliminary Remarks	
	About Syria	
	About of the Survey	
	About the Book	
		Page
<b>01</b>	The Cities in Syria where the Syrian Refugees Came from	14
<b>02</b>	Geographical Distribution of the Syrian Refugees in Turkey	16
<b>03</b>	The Legal Status and Registry of the Syrian Refugees in Turkey	20
<b>04</b>	Conditions of Departure from Syria	22
<b>05</b>	Demographic Characteristics of the Syrian Refugees in Turkey	24
	5.1. Gender Distribution	24
	5.2. Age Distribution	24
	5.3. Educational Distribution	26
	5.4. The Relationship to the Household Head	26
	5.5. Marital Status of the Syrian Refugees	28
	5.6. Household Head by Gender and Age	28
<b>06</b>	Household Incomes in Syria and Turkey	30
<b>07</b>	Effects of the Syrian Civil War on Property and Lives of the Syrian Refugees	32
	7.1. The Damage to the Homes (in Syria) of the Syrian Refugees	32
	7.2. Family Members who Died or Were Injured in the Syrian Civil War	32
<b>08</b>	Housing Conditions for the Syrian Refugees in Turkey	34
	8.1. Number of Families and People per Housing Unit	34
	8.2. The Adequacy of the Housing Unit and the Basic Needs	36
<b>09</b>	Health Issues among the Syrian Refugees in Turkey	38
	9.1. Health Services Utilization	38
	9.2. Need for Psychological Support among the Syrian Refugees in Turkey	40
	9.3. Chronic Disease and Sleep Disorders among the Refugees in Turkey	40
	9.4. Immunization of the Syrian Refugee Children	42
<b>10</b>	Pregnant Syrian Refugee Women in Turkey	44
<b>11</b>	Syrian Refugees' Preference for the Camps	46
	11.1. Reasons for Preferring to Live in the Camps	46
	11.2. Help from Humanitarian Aid Agencies	46
<b>12</b>	Evaluation of Services in the Camps	48
	12.1. Camp Services and Personnel	48
	12.2. School and Educational Course Attendance	50
<b>13</b>	Future Plans of the Syrian Refugees	52
	13.1. Future Plans While in Turkey	52
	13.2. Future Plans for Return to Syria	54

# Syrian Refugees in Turkey, 2013

## Page

01	The Cities in Syria where the Syrian Refugees Came from	14
	Map 1: The Syrian Cities where the Refugees Came from and Their Distribution, 2013	15
02	Geographical Distribution of the Syrian Refugees in Turkey	16
	Map 2: Distribution of the Syrian Refugees in the Camps by the Cities in Turkey, 2013	17
	Map 3: Distribution of the Syrian Refugees out of the Camps by the Cities in Turkey, 2013	19
03	The Legal Status and Registry of the Syrian Refugees in Turkey	20
	Figure 3.1. Permission and Registration Status of the Syrian Refugees by Gender, out of Camps, Turkey, 2013 (%)	21
04	Conditions of Departure from Syria	22
	Figure 4.1 Reasons of the Syrian Refugees' Departure from Syria, in Camps and out of Camps, Turkey, 2013 (%)	23
	Figure 4.2 How did the Syrian Refugees Cross the Turkish Border? The Distribution by Gender, in Camps and out of Camps, Turkey, 2013 (%)	23
	Table 4.3 Reasons of Syrian Refugees for Choosing Turkey Instead of Another Country, in Camps and out of Camps, Turkey, 2013 (%)	23
05	Demographic Characteristics of the Syrian Refugees in Turkey	24
	5.1. Gender Distribution	24
	Figure 5.1.1 Distribution of the Syrian Refugees by Gender, in Camps and out of Camps, Turkey, 2013	25
	5.2. Age Distribution	24
	Figure 5.2.1 Age Distribution of Syrian refugees in the Camps, Turkey, 2013 (%)	25
	Figure 5.2.2 Age Distribution of Syrian refugees Outside the Camps, Turkey, 2013 (%)	25
	5.3. Educational Distribution	26
	Figure 5.3.1 Educational Distribution of the Syrian Refugees (6 years old and over) in Camps and Out of Camps, Turkey, 2013 (%)	27
	5.4. The Relationship to the Household Head	26
	Table 5.4.1 The Distribution of the Syrian Refugees in Relation to the Household Head by Gender, in Camps and out of Camps, Turkey, 2013 (%)	27
	5.5. Marital Status of the Syrian Refugees	28
	Figure 5.5.1 Marital Status of the Syrian Refugees (15 years of old and over), in Camps and out of Camps, Turkey, 2013 (%)	29
	5.6. Household Head by Gender and Age	28
	Figure 5.6.1 Distribution of the Household Heads of Syrian Refugees by Gender, in Camps and out of Camps, Turkey, 2013 (%)	29
	Figure 5.6.2 Distribution of the Household heads of the Syrian Refugees by Age, in Camps and out of Camps, Turkey, 2013 (%)	29
06	Household Incomes in Syria and Turkey	30
	Table 6.1 Monthly Income (in USD) of Syrian Refugee Households while in Syria, In Camps and out of Camps, Turkey, 2013 (%)	31
	Figure 6.1 Monthly Income (in USD) of Syrian Refugees from Work in the Last Month in Turkey by Gender, out of Camps, Turkey, 2013 (%)	31
07	Effects of the Syrian Civil War on Property and Lives of the Syrian Refugees	32
	7.1. The Damage to the Homes (in Syria) of the Syrian Refugees	32
	Figure 7.1.1 Damage to the Homes of the Syrian Refugees in Syria, The Distribution by Gender, in Camp and out of Camps, Turkey, 2013 (%)	33
	Figure 7.1.2 How Do the Syrian Refugees Communicate with Their Relatives in Syria? The Distribution by Gender, in Camps and out of Camps, Turkey, 2013 (%)	33
	7.2. Family Members who Died or Were Injured in the Syrian Civil War	32
	Figure 7.2.1 Family Members who Died or Were Injured in the Syrian Civil War, The Distribution by Gender, in Camps and out of Camps, Turkey, 2013 (%)	33
08	Housing Conditions for the Syrian Refugees in Turkey	34
	8.1. Number of Families and People per Housing Unit	34
	Figure 8.1.1 The Type of Housing Which the Syrian Refugees Live in Turkey, The Distribution by Gender, out of Camps, Turkey, 2013 (%)	35
	Table 8.1.1 How Many Families and How Many people Live in the Housing Occupied by the Syrian Refugees? In Camps and out of Camps, Turkey, 2013 (%)	35
	8.2. The Adequacy of the Housing Unit and the Basic Needs	36
	Table 8.2.1 How do the Syrian Refugees View Various Features of Their Housing? In Camps and out of Camps, Turkey, 2013 (%)	37
	Table 8.2.2 How Do the Syrian Refugees Rate Their Basic Needs in Their Housing? In Camps and out of Camps, Turkey, 2013 (%)	37

# List of Maps, Figures and Tables

	Page
<b>09</b>	<b>Health Issues among the Syrian Refugees in Turkey</b>
9.1. Health Services Utilization	38
Figure 9.1.1 Do the Syrian Refugees or Their Relatives Used Health Services During Their Stay in Turkey? The Distribution by Gender, in Camps and out of Camps, Turkey, 2013 (%)	39
Figure 9.1.2 Are the Syrian Refugees Satisfied with the Health Care They Received in Turkey? The Distribution by Gender, in Camps and out of Camps, Turkey, 2013 (%)	39
Figure 9.1.3 Do the Syrian Refugees have an Easy Access to Medicines? The Distribution by Gender, in Camps and out of Camps, Turkey, 2013 (%)	39
9.2. Need for Phycological Support among the Syrian Refugees in Turkey	40
Figure 9.2.1 Do the Syrian Refugees or Their Family members Think They Need Psychological support? The Distribution by Gender, in Camps and out of Camps, Turkey, 2013 (%)	41
9.3. Chronic Diseases and Sleep Disorders among the Refugees in Turkey	40
Figure 9.3.1 Chronic Diseases and Sleep Disorders among Syrian Refugees, in Camps and out of Camps, Turkey, 2013 (%)	41
9.4. Immunization of the Syrian Refugee Children	42
Figure 9.4.1 Polio Vaccination among the Syrian Refugee Children under Five Years Old, The Distribution by Gender, in Camps and out of Camps, Turkey, 2013 (%)	43
Figure 9.4.2 Measles Vaccination among the Syrian Refugee Children under 10 Years Old, The Distribution by Gender, in Camps and out of Camps, Turkey, 2013 (%)	43
<b>10</b>	<b>Pregnant Syrian Refugee Women in Turkey</b>
Figure 10.1 Are There Any Pregnant Woman among the Syrian Refugees? What is their Number? In Camps and out of Camps, Turkey, 2013 (%)	45
Figure 10.2 Are There any Syrian Refugee Women who Gave Birth since They Arrived in Turkey? In Camps and out of Camps, Turkey, 2013 (%)	45
Table 10.1 Where Did the Syrian Refugee Pregnant Woman Gave Birth? In Camps and out of Camps, Turkey, 2013 (%)	45
<b>11</b>	<b>Syrian Refugees' Preference for the Camps</b>
11.1 Reasons for Prefering to Live in the Camps	46
Table 11.1.1 Why Do the Syrian Refugees Choose to live in the Camps? Distribution by Gender, in Camps, Turkey 2013	47
11.2 Help from Humanitarian Aid Agencies	46
Figure 11.2.1 Did the Syrian Refugees Receive Aid from Humanitarian Aid Agencies since They Came to Turkey? The Distribution by Gender, in Camps and out of Camps, Turkey 2013 (%)	47
<b>12</b>	<b>Evaluation of Services in the Camps</b>
12.1. Camp Services and Personnel	48
Table 12.1.1 The Syrian Refugees' Assessments of Services Given in the Camps, The Distribution by Gender, Turkey 2013 (%)	49
Table 12.1.2 What Do Syrian Refugees think about the Attitudes of Camp Personnel? The Distribution by Gender, in Camps, Turkey 2013	49
Table 12.1.3 What are the most Important Problems in the Camps as Viewed by the Syrian Refugees? The Distribution by Gender, Turkey 2013 (%)	49
12.2. School and Educational Course Attendance	50
Table 12.2.1 School Attendance of the Syrian Refugee Children, 6-11 Years Old, in Camps and out of Camps, Turkey 2013 (%)	51
Table 12.2.2 What are the Educational Courses Attended by the Syrian Refugees? The Distribution by Gender, in Camps, Turkey 2013 (%)	51
<b>13</b>	<b>Future Plans of the Syrian Refugees</b>
13.1. Future Plans While in Turkey	52
Table 13.1.1 Do the Syrian Refugees Look for a Job in Turkey and Do They Want to Learn Turkish? The Distribution by Gender, in Camps and out of Camps, Turkey, 2013 (%)	53
Figure 13.1.1 Do the Syrian Refugees Want to Attend a Course? Distribution by Gender, in Camps, Turkey 2013 (%)	53
13.2. Future Plans for Return to Syria	54
Figure 13.2.1 When Do the Syrian Refugees Plan to return to Syria? In Camps and out of Camps, Turkey, 2013 (%)	55
Figure 13.2.2 Do the Syrian Refugees have a Shelter When They Return to Syria? The Distribution by Gender, in Camps and out of Camps, Turkey, 2013 (%)	55
Figure 13.2.3 Do the Syrian Refugees Think that They Will Have a Job When they Return to Syria? The Distribution by Gender, in Camps and out of Camps, Turkey 2013 (%)	55

# Syrian Refugees in Turkey, 2013



Şanlıurfa Akçakale Tent City

Most of the Syrian refugees in Turkey come from the region close to the Syrian-Turkish border which is also the region of intense conflict. About 36 percent of the Syrian refugees to Turkey are mostly located in the 20 camps in 10 cities and about 64 percent are located in the various cities including the 10 cities where there are camps. These 10 cities are located in the south and southeastern Turkey close to the Syria-Turkish border.

Of these Syrian refugees in Turkey who are out of the camps about 45 percent have AFAD registration and about 20 percent have residence permit.

Over half of the Syrian refugees in the camps and almost 81 percent of the refugees out of the camps stated that they left Syria for security reasons. Further, there were substantial proportions of the refugees who left for political or economic reasons.

More than half of the refugees in the camps and a quarter of refugees out of the camps entered Turkey without passport from an official border crossing point. Further, a substantial percent entered Turkey from an unofficial border crossing point.

About three quarters of the Syrian refugees choose Turkey over another country because of ease of transportation.

Over half of the individuals are children of the household head and about one in three are spouses of the household head.

Close to 70 percent of the individuals 15 years old and over are married while one in three are single.

About 17 percent of the household heads in the camps and 22 percent of the same out of the camps are women.

Over half of the Syrian refugee household had income 155 USD or less while in Syria, while about 21 percent of those in the camps and 30 percent of those out of the camps had incomes 231 USD or more while in Syria. Thus, those refugees out of the camps were somewhat better off compared to those in the camps.

Over half of the Syrian refugees out of camps earned less than 250 USD during the last month.

Close to half of the Syrian refugees in the camps (slightly less among those out of the camps) reported that their homes in Syria are completely damaged or very damaged.

About one third of the Syrian refugee reported death of at least one family member or injury to at least one family member (slightly less among out of the camps).



# Executive Summary



About three in four Syrian refugees out of the camps live in a house or apartment flat. However, there are one in four who live in ruins or make-shift arrangements. Housing conditions are rather crowded. About 62 percent of those out of the camps live 7 or more people together. About three in four of the refugees in the camps and over half of them out of the camps think their housing unit is not suitable for the climate.

Over 90 percent of the Syrian refugees in the camps and close to three fifths of the refugees out of the camps stated that they used health services in Turkey and over three quarters were very satisfied or satisfied with the health services.

Close to half of the Syrian refugees (slightly less among those out of camps) think that they or their family members need psychological support.

About quarters of the adults in the camps (somewhat less among out of the camps) report sleeping disorders. Similarly, about a quarter of the children in the camps (somewhat less among out of the camps) have sleeping disorders.

Those children who are not vaccinated against polio and measles are rather larger out of the camps. One in four of the children in the camps and about 45 percent of those out of the camps do not have polio vaccination and about one in three children in the camps and about 41 percent of children out of the camps do not have measles vaccination. These pose serious health threat to the local population.

Only about two in five of the Syrian refugees in the camps and about 15 percent of those out of the camps received aid from humanitarian aid agencies.

A very high proportion of the Syrian refugees who live in the camps evaluated the security, food, health, education, religious services etc. very favorably.

About 83 percent of the Syrian refugee children in the camps and only 14 percent of the children out of the camps are attending a school. The very low percent of those attending out of the camps need attention.

About three quarters of the Syrian refugees out of the camps are looking for a job and total of 86 percent want to learn Turkish.

Close to three in five of the refugees (somewhat less among those in the camps) stated that they plan to return to Syria when the conflict in Syria ends.

About two in five of the refugees (somewhat more among those out of the camps) think that they will have a shelter when they return to Syria and about the same think that they will have a job when they return to Syria.

# Syrian Refugees in Turkey, 2013

## About SYRIA

Syria Arab Republic is located in the eastern end of the Mediterranean Sea, south of Turkey. Syria occupies an area of 185.6 thousand kilometer squares. Total population of Syria is estimated 22.5 million as of 2012. The official language of Syria is Arabic. Damascus is the capital city with 1.7 million population. Aleppo is the largest city with 4.6 million population.

The average life expectancy at birth in Syria is 72 years for men and 77 years for women. Syria has a rather youthful population. About 35 percent of the total population was under 15 years old in 2012. The median age was 22 years in the same year.

According to the World Bank sources, the per capita Gross Domestic Product (GDP) of Syria was 3,289 USD in 2012 (World Development Indicators, 2013). Main exports of Syria are agricultural goods and oil. Approximately 17 percent of the Syrian labor force is in agriculture, 16 percent is in industry and 67 percent is in the services sector.


According to the estimates of the United Nations (UN), Turkey spent more than 2 billion dollars for the Syrian crisis since 2011.

Syria has been a member of United Nations (UN) since 24 October, 1945.



Syria Arab Republic is located in the eastern end of the Mediterranean Sea, south of Turkey. Syria occupies an area of 185.6 thousand kilometer squares

### AVERAGE LIFE EXPECTANCY



The average life expectancy at birth in Syria is 72 years for men and 77 years for women.

### GROSS DOMESTIC PRODUCT (GDP)



According to the World Bank sources, the per capita Gross Domestic Product (GDP) of Syria was 3,289 USD in 2012 (World Development Indicators, 2013).



# About the Survey

This study is based on the results of a survey conducted by AFAD among the Syrian refugees in Turkey. The aim of this survey was to elucidate information about the demographic, educational and socio-economic status.

The survey was implemented during the period of June 23, 2013-July 7, 2013. The survey covered a total of 20 camps and out of camps locations in the following 10 cities: Adana, Adıyaman, Hatay, Gaziantep, Kahramanmaraş, Kilis, Malatya, Mardin, Osmaniye, and Şanlıurfa. The out of the camps locations were chosen as the districts or streets where Syrian refugees reside intensely. The survey included a total of 73 questions for the camp residents and 75 questions for the out of the camp residents.

The survey covered a total of 2,700 households of which 1,500 were in the camps and 1,200 were out of the camps. They were selected by a random selection process. After cleaning of the data, information about 1,420 households in the camps and 1,160 household out of the camps were found to be reliable. The survey was implemented by 29 AFAD personnel who were accompanied by 29 translators.

The respondent was an adult from the household who gave information also about every individual in the household. For this reason the figures and the tables in this book are based on the total number of responses for each question. This point must be kept in mind while examining the figures and the tables.



Hatay Altınözü 2 Tent City



Şanlıurfa Harran Container City



Malatya Beydağı Container City

# Syrian Refugees in Turkey, 2013

## About the Book

This book provides an English version of the report on the Syrian refugees in Turkey. The survey covered the Syrian refugees who live in the camps at various locations in Turkey and the Syrian refugees who live outside the camps in various cities in Turkey. This is the largest ever survey of the Syrian refugees in Turkey.

There is no accurate information on the total number of Syrian refugees living in Turkey. According to AFAD, there are a total of 200,386 Syrian refugees in the camps operated by AFAD (23.08.2013). According to the AFAD guestimates, it is believed that there are a total of 350,000 Syrian refugees outside the camps in various cities. According to these guestimates a total of 36 percent of the Syrian refugees in Turkey live in the camps at various cities in Turkey. A total of 64 percent live outside of the camps in various cities in Turkey. According to the reports of the United Nations, at the end of 2013, the number of Syrian citizens in Turkey will exceed 1 million.

We believe that the characteristics of the Syrian refugees and their experiences in Turkey could differ according to whether they live in the camps or out of the camps. Accordingly, separate figures and discussions are provided for the Syrian refugees in the camps and out of the camps in the Figures, and the Tables throughout the book. Further, we disaggregated the figures by gender whenever possible.

This book is based on the results of a survey of Syrian refugees in Turkey. The survey is conducted by AFAD during June 23, 2013 and July 7, 2013.

This book covers a number of characteristics and a number of aspects of the lives of the Syrians who sought refuge in Turkey. The initial chapters of this book gives information about the geographical distribution of their residency in Syria and the locations in Turkey they choose to settle. Obviously, some refugees were guided to the camps operated by AFAD by the Turkish officials.

The following chapter gives information on the legal status and registration of the Syrian refugees in Turkey. The next chapter reports on reasons for departure from Syria, the routes they entered Turkey and the reasons for their choice of Turkey as their destination.

The demographic and educational characteristics of the Syrian refugees are given in Chapter 5. This chapter covers the discussions about the Syrian refugees' gender, age, education, relationship to the household head and marital status as well as a discussion of the gender and age of the household head.

The financial means of the Syrian refugees in Syria and Turkey are the subject of Chapter 6. We first report on the household income while in Syria. The Syrian refugees in the camps are not allowed to earn income. However, the Syrian refugees out of the camps could participate in income earning activities. Therefore, we report on their household income from their labor in Turkey in this Chapter.

Next, in Chapter 7 we consider the damage inflicted by the Syrian civil war on the Syrian refugees houses left behind and on their families. Namely, we consider the existence of family members who died or injured during the civil war.

In Chapter 8 we report on the housing conditions of the Syrian refugees in Turkey. This is followed by a discussion of the health issues. First, information is given on the Syrian refugees' utilization of the health services. Next, we report on the need for psychological support, incidence of the chronic diseases and sleeping disorders. Finally,

we report on the immunization status for polio and measles of the Syrian refugees' children.

In Chapter 10 brief information is given about pregnant Syrian refugee women in Turkey. In Chapter 11, the Syrian refugees who live in the camps give reasons of their preference for the camps.

The evaluation of the various services provided in the camps, by Syrian refugees who live in the camps is provided in Chapter 12. Future plans of the Syrian refugees are covered in Chapter 13.



Prime Minister Recep Tayyip ERDOĞAN

# The Cities in Syria where the Syrian Refugees Came from

## The Cities in Syria where the Syrian Refugees Came from

In this chapter we provide information about the Syrian cities where the refugees in Turkey came from. The distribution of these cities and the percentage distribution of refugees from each city are given in *Map 1*.

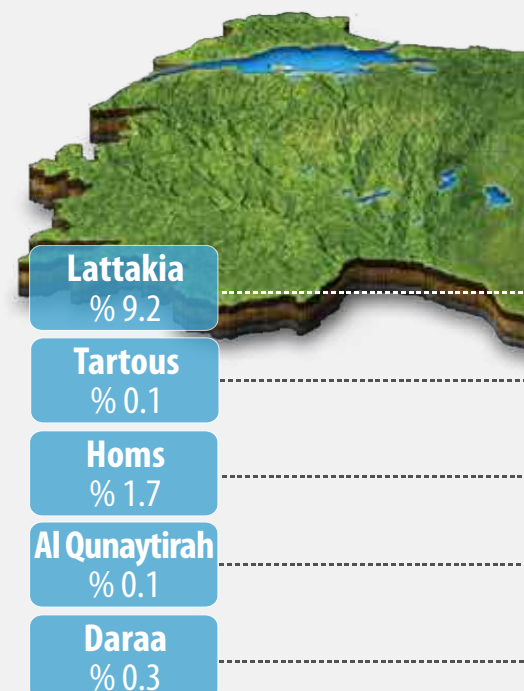
First point to note is that Aleppo is the city which sent most refugees to Turkey. Close to 36 percent of the total Syrian refugees to Turkey came from Aleppo. One reason for this large share of Aleppo is that it is very close to the Turkish border and the second reason is that it was one of the centers of intense conflict. The population of Aleppo was 4.6 million (2012 estimate) which was the most populous city of Syria.

Idlep is the second Syrian city where most of the refugees to Turkey came from. About 21 percent of the total refugees came from Idlep. Idlep is also a city close to the Turkish border with a population of 1.4 million (2012 estimate).

Somewhat large percentage of the refugees to Turkey came from Raqqa and Lattakia. About 11 percent of the Syrian refugees to Turkey came from Raqqa and 9 percent from Lattakia. Both Raqqa and Lattakia are Syrian cities relatively close to Turkish border. The population of Lattakia was 1 million (2012 estimate).

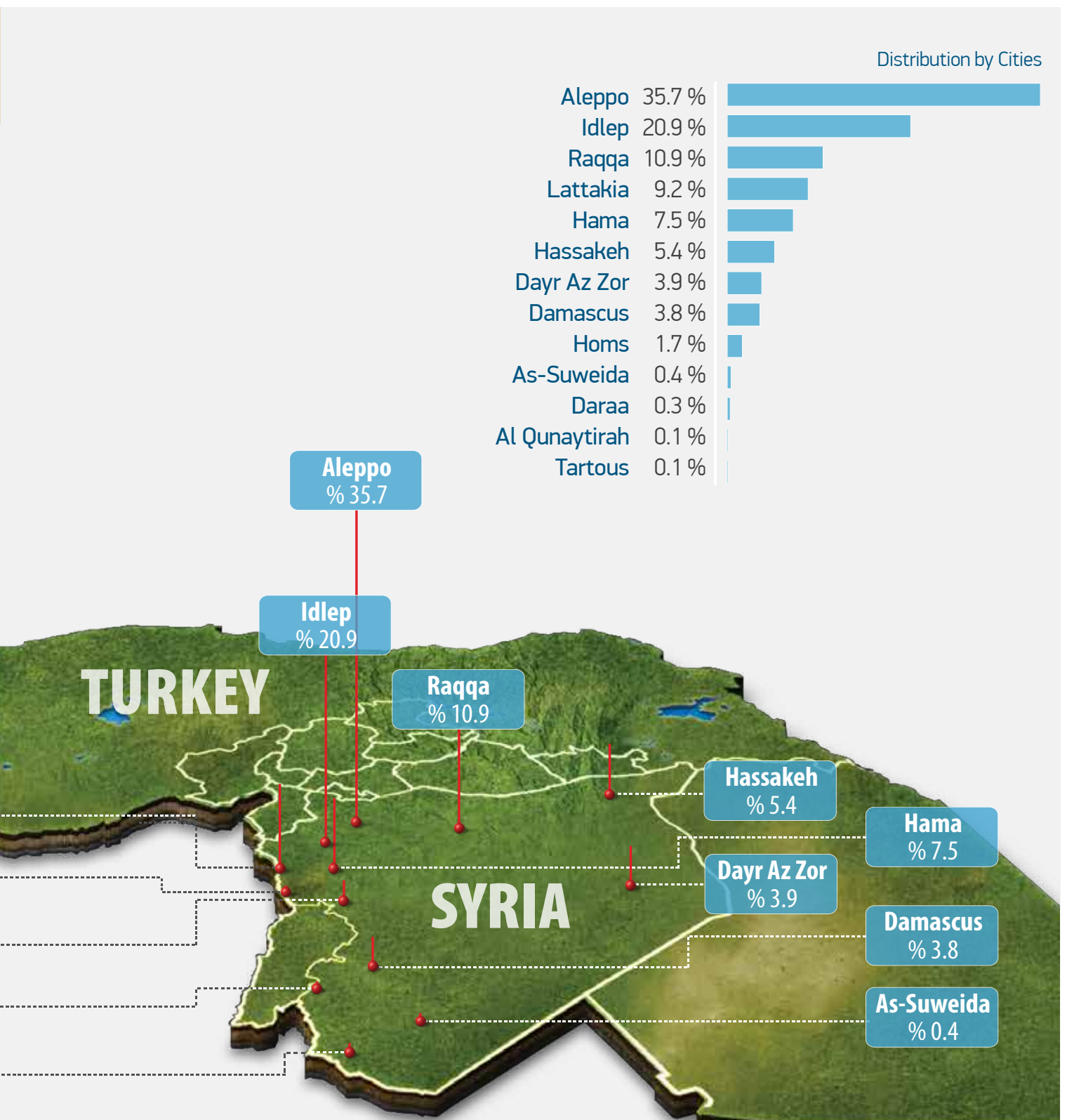
The two other cities Hassakeh and Hama sent 5.4 and 7.5 percent of the total Syrian refugees to Turkey. These two cities had 1.4-1.5 million inhabitants (2012 estimate). About 10 percent of the total refugees in Turkey came from the remaining Syrian cities. These remaining cities and the relevant percentages can be seen on *Map 1*. As can be observed on this map the remaining cities are somewhat farther away from the Syrian-Turkish border.

**Map 1.** The Syrian Cities Where the Refugees Came From and Their Distribution, 2013





## THE PROVINCES SYRIAN REFUGEES CAME FROM



## Geographical Distribution of the Syrian Refugees in Turkey

### Geographical Distribution of the Syrian Refugees in Turkey

What is the distribution of the Syrian refugees in various cities in Turkey? While considering this question we first observe the locational distribution of the Syrian refugees in the camps together with the locational distribution of the camps. These distributions are given in *Map 2*. As of 23.08.2013 there are 200.4 thousand refugees in 20 camps in the cities south and southeastern Turkey.

We note that the cities where there are camps for the Syrian refugees are mainly located in the south and southeastern Turkey on the Syrian-Turkish border or close to the Syrian-Turkish border. Hatay has the most number of camps with five camps followed by Gaziantep with four camps and Şanlıurfa with three camps. The rest of the cities have one camp each except Kilis which has two camps.

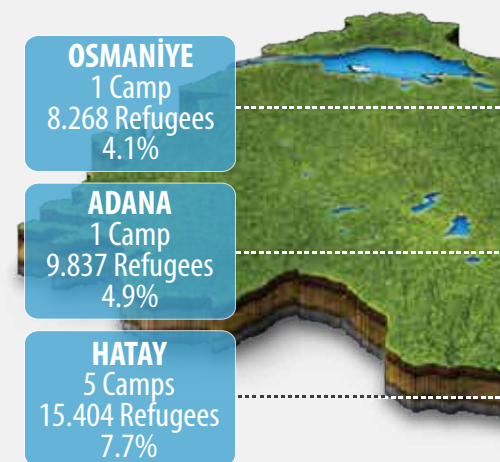
Şanlıurfa has the most number of refugees with about 73.3 thousand in three camps. Thus 36.6 percent of the total refugees in the camps are in Şanlıurfa. Next, Gaziantep has about 32.7 thousand refugees (16.3 percent of the total) in four camps and Kilis has 27.3 thousand refugees (13.7 percent of the total) in two camps. Hatay has about 15.4 thousand refugees in five camps and Kahramanmaraş has about 15.0 thousand refugees in one camp. The rest of the cities have refugees less than 10 thousand in one camp. These can be seen in *Map 2*.

If we consider the average number of refugees per camp, we observe that the camps in Şanlıurfa are the most populated with an average of about 24 thousand people per camp. The next most populated camp is the one camp in Kahramanmaraş with 15.0 thousand people and the one in Kilis with an average of 13.0 thousand people. In contrast, the one camp in Mardin which was opened in 31.05.2013 has only about 2.3 thousand refugees. The camps which are rather highly populated such as those in Şanlıurfa, Kahramanmaraş and Kilis need the most attention.

We now consider the geographical distribution of the Syrian refugees out of the camps, in various cities in Turkey. Again, these cities are located in the south (Adana, Hatay, Osmaniye, Gaziantep) and southeastern (Adıyaman, Kahramanmaraş, Kilis, Mardin, Şanlıurfa) regions of Turkey and either on the Syrian-Turkish border or close to the Syrian-Turkish border.

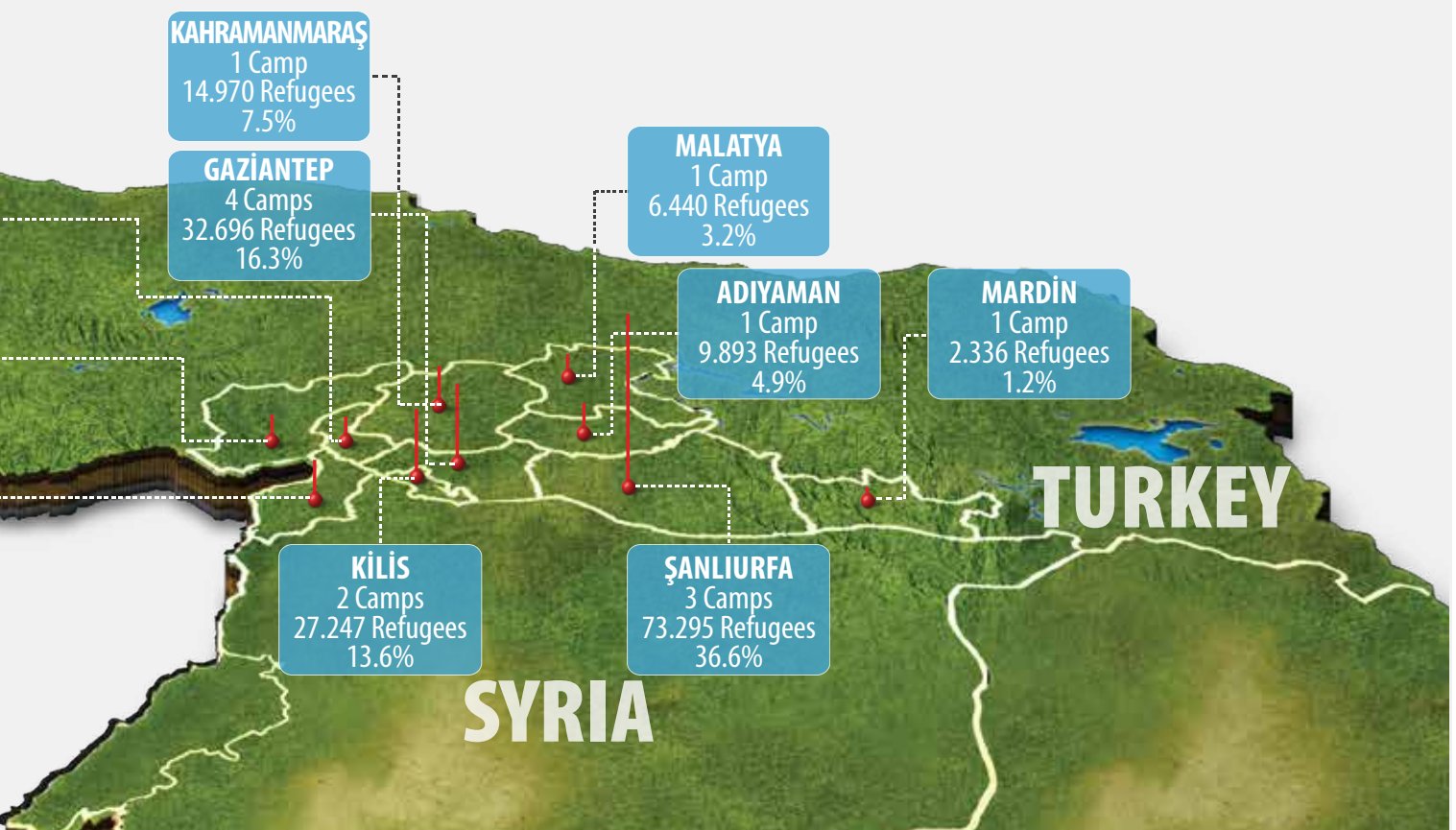
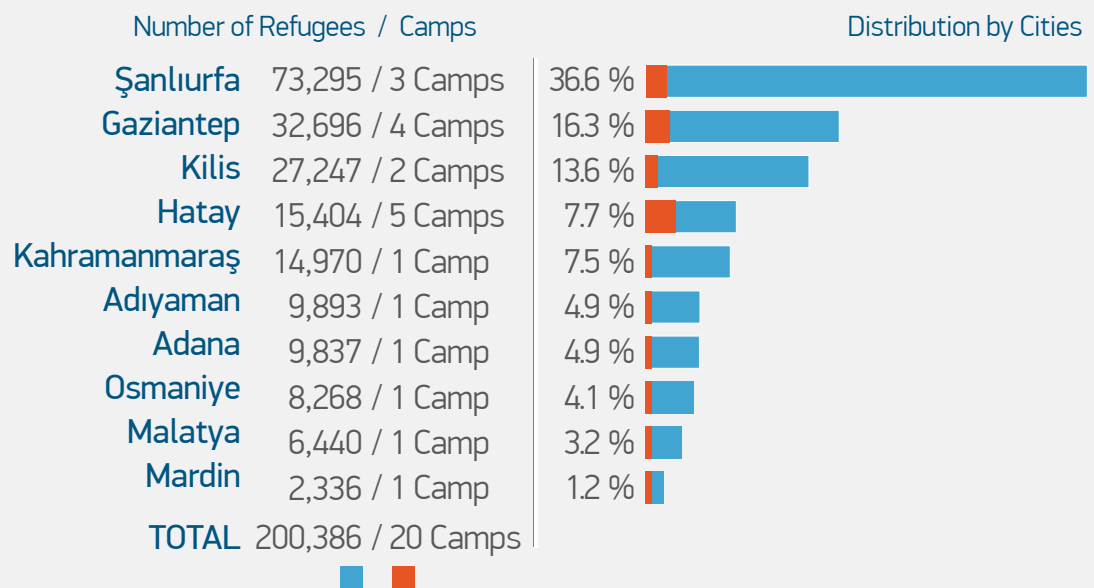
As remarked earlier, it is not known for certain how many Syrian refugees there are out of the camps in Turkey. AFAD guestimates put this number at 350 thousand. The distribution shown on *Map 3* is based on the guestimate of AFAD. Accordingly, we observe on *Map 3* that the cities house the most out of camps Syrian refugees are Hatay (60 thousand), Gaziantep (90 thousand), Şanlıurfa (45 thousand) and Mardin (35 thousand). The rest of the cities have smaller number of refugees out of the camps. It is noteworthy that Mardin which is the city with the least number of Syrian refugees in the camps, has one of the most, with about 35 thousand out of the camps Syrian refugees.

**Map 2.** Distribution of Syrian Refugees living in the Camps by the Cities in Turkey, 2013



## SYRIAN REFUGEES LIVING IN THE CAMPS

23.08.2013





## Geographical Distribution of the Syrian Refugees in Turkey

### Geographical Distribution of the Syrian Refugees in Turkey

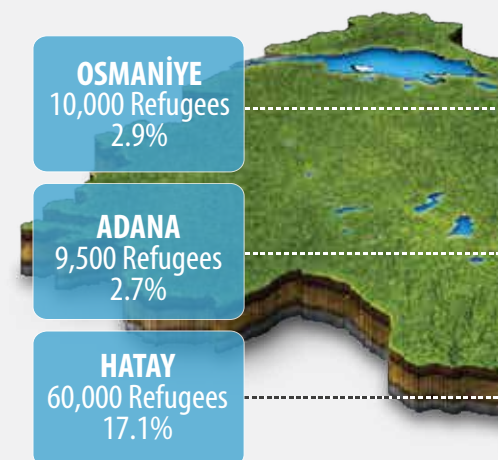
The total number of refugees both in the camps and out of camps significantly increased the population of these Turkish cities. For example, the population of Kilis, which is a rather small city of 124 thousand inhabitants, has increased by 30 percent by the influx of Syrian refugees. Şanlıurfa is a city of 1.8 million inhabitants. Her population has increased by 6.6 percent. Gaziantep which also has a population of 1.8 million inhabitants experienced an increase in her population by 6.8 percent. Hatay which has a population of 1.5 million inhabitants experienced an increase of 5 percent in her population. Mardin which is a city of 773 thousand inhabitants experienced an increase in her population by 4.8 percent. The remaining cities, Adana, Şanlıurfa, Kahramanmaraş, Malatya, Adıyaman and Osmaniye experienced increases in their population between 0.7-2.0 percent. For most of these cities, the rate of increase in their population is above their natural rate of population growth. Therefore, the social fabric and the labor markets of these cities could be significantly affected by the influx of Syrian refugees.



Deputy Prime Minister Beşir ATALAY

**Map 3.** Distribution of the Syrian Refugees Out of the Camps by the Cities in Turkey, 2013

As of 23.08.2013; there are 350,000 Syrian refugees out of the camps. Approximately 64 % of all the Syrian refugees in Turkey live out of the camps

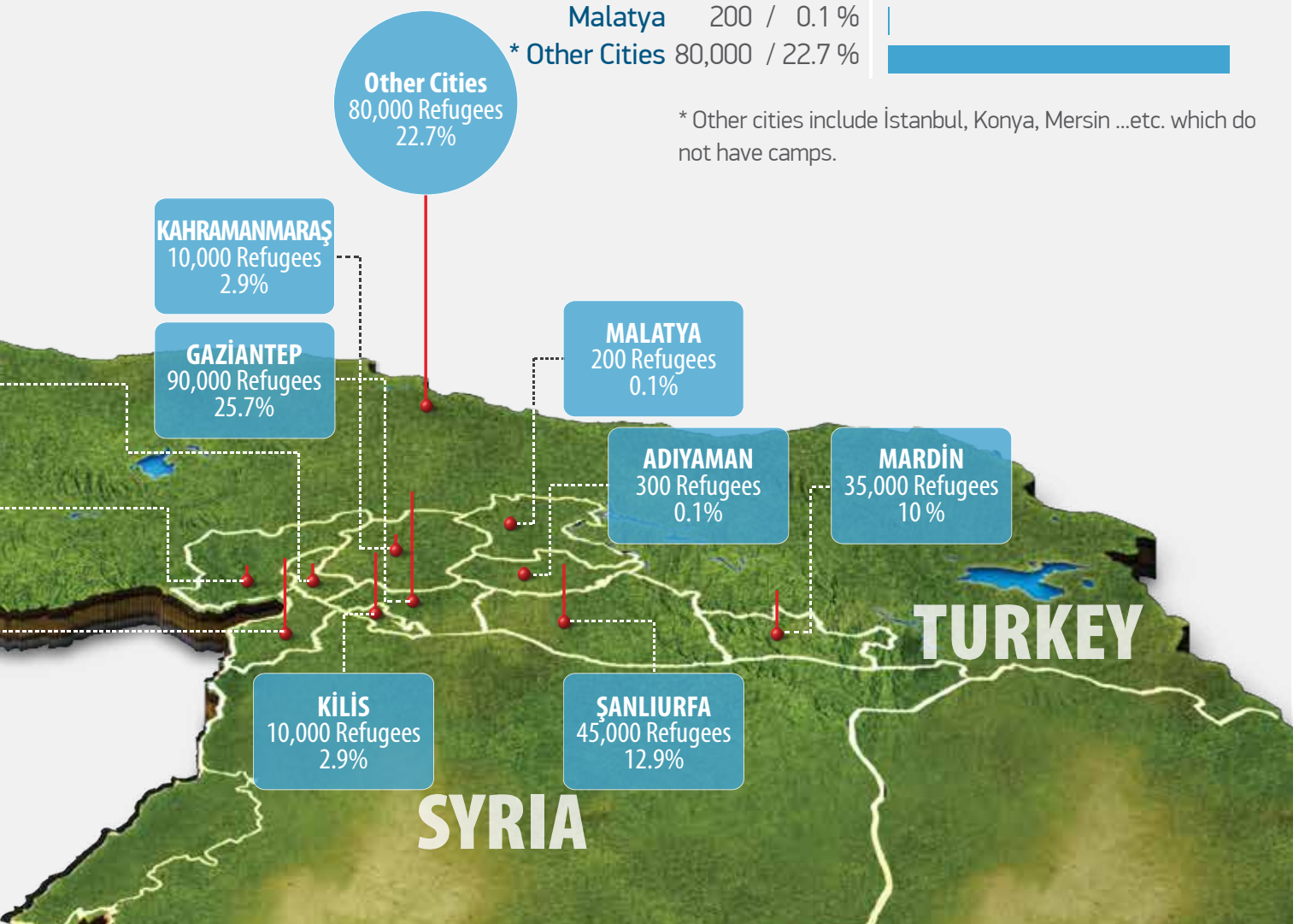


## SYRIAN REFUGEES LIVING OUTSIDE THE CAMPS

23.08.2013

	Number / % of Refugees	Distribution by Cities
Gaziantep	90,000 / 25.7 %	
Hatay	60,000 / 17.1 %	
Şanlıurfa	45,000 / 12.9 %	
Mardin	35,000 / 10.0 %	
Kilis	10,000 / 2.9 %	
Osmaniye	10,000 / 2.9 %	
Kahramanmaraş	10,000 / 2.9 %	
Adana	9,500 / 2.7 %	
Adıyaman	300 / 0.1 %	
Malatya	200 / 0.1 %	
* Other Cities	80,000 / 22.7 %	

\* Other cities include İstanbul, Konya, Mersin ...etc. which do not have camps.



## The Legal Status and Registry of the Syrian Refugees in Turkey

In this chapter we provide information about the legal status and registration status of the Syrian refugees in Turkey. Naturally, those refugees have legal status. However, not all the refugees out of camps have a legal status or under registration. As remarked earlier, even the total number of refugees, out of the camps is not known with certainty.

Figure 3.1 provides information about the registration status of the Syrian refugees by gender. This information is only for the refugees out of the camps. There is no much difference between males and females in their registration status. About 45 percent of the refugees out of the camps have AFAD registration. Close to 19 percent have residence permit and only about 5 percent had camp registration. Thus, about 31 percent that is, one in three refugees out of the camps has no registration at all. As remarked earlier the total number of refugees out of the camps is not known with certainty. Therefore, the proportions of the refugees who have no registration are thought to be much larger than the proportion stated above.

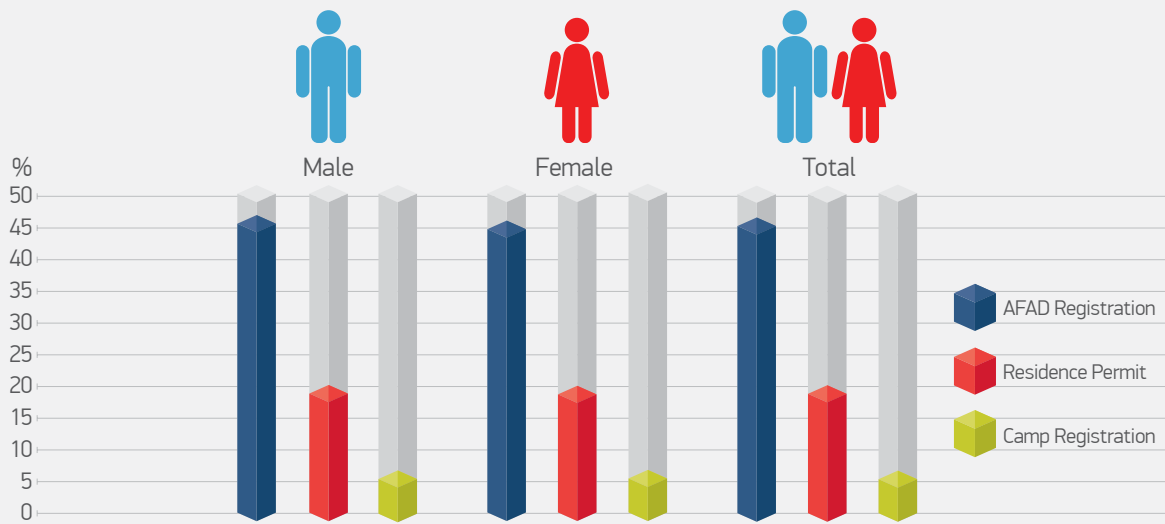
**Figure 3.1.** Permission and Registration Status of the Syrian Refugees by Gender, out of Camps, Turkey, 2013 (%)



Adana Sarıçam Tent City



Minister of Foreign Affairs Ahmet DAVUTOĞLU



Registration Status	Out Of Camps					
	Male		Female		Total	
	Number	Percent	Number	Percent	Number	Percent
AFAD Registration	1 718	45.6	1 584	44.5	3 302	45.1
Residence Permit	711	18.9	663	18.6	1 374	18.8
Camp Registration	201	5.3	189	5.3	390	5.3
Not Registered	1 136	30.2	1 122	31.5	2 258	30.8
<b>Total</b>	<b>3 766</b>	<b>100.0</b>	<b>3 558</b>	<b>100.0</b>	<b>7 324</b>	<b>100.0</b>



## Conditions of Departure from Syria

In this chapter we investigate the condition under which the Syrian refugees departed Syria and their reasons for choosing Turkey rather than another country.

*Figure 4.1* presents the Syrian refugees' reasons of departure from Syria. Majority of the refugees stated that they departed for security reasons. Close to 60 percent those who live in the camps, that is, three out of every five refugees gave "security" as their reason for their departure from Syria. Further, of those who live in the camps close to 20 percent and close to 17 percent gave political and economic reasons respectively, for their departure from Syria. An overwhelming 81 percent of those who live out of the camps that is, four in five refugees gave "security" as their reason for departure from Syria.

A relatively smaller percent of those who live out of the camps gave political and economic reasons. It is remarkable that six percent of those in the camps and five percent of those out of the camps gave health reasons for their departure from Syria.

*Figure 4.2* gives information about the way the refugees crossed the border to Turkey. There is not much difference between males and females in the way they crossed the border. However, there is substantial difference between those in the camps and outside the camps in the way they crossed the Turkish border. About five percent of those in the camps and 27 percent of those out of the camps crossed the Turkish border with their passports. About half of those in the camps and a quarter of those out of the camps crossed the Turkish border without a passport from an official border crossing point. Finally, 43 percent of those in the camps and close to half of those out of the camps crossed the Turkish border from an official border crossing point.

*Figure 4.3* presents the reasons of Syrian refugees for their preference of Turkey rather than another country as their destination. In their reasons for this preference there was not much difference between those who live in the camps and those who live out of the camps. About 75 percent of those in the camps and 79 percent of those out of the camps gave ease of transportation as their reason for their preference of Turkey as their destination country. Thus, we can surmise that ease of transportation probably involved also being from cities close to the Turkish border.

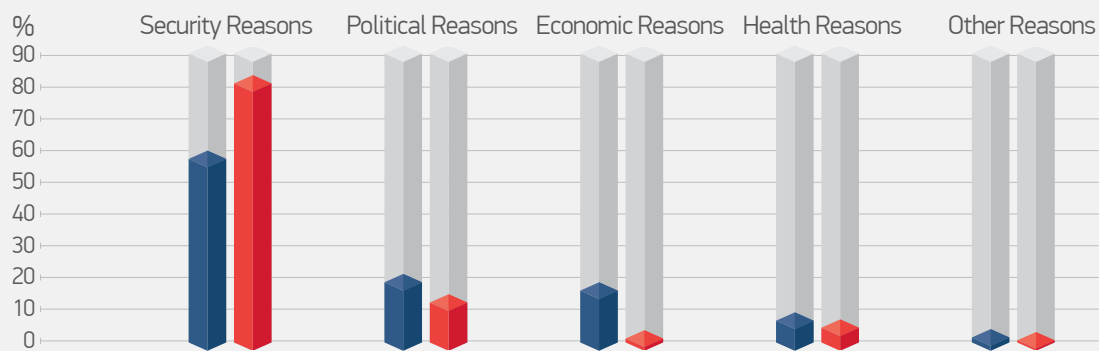
**Figure 4.1** Reasons of the Syrian Refugees' Departure from Syria, in Camps and out of Camps, Turkey, 2013 (%)

**Figure 4.2** How Did the Syrian Refugees Cross the Turkish Border? The Distribution by Gender, in Camps and out of Camps, Turkey, 2013 (%)

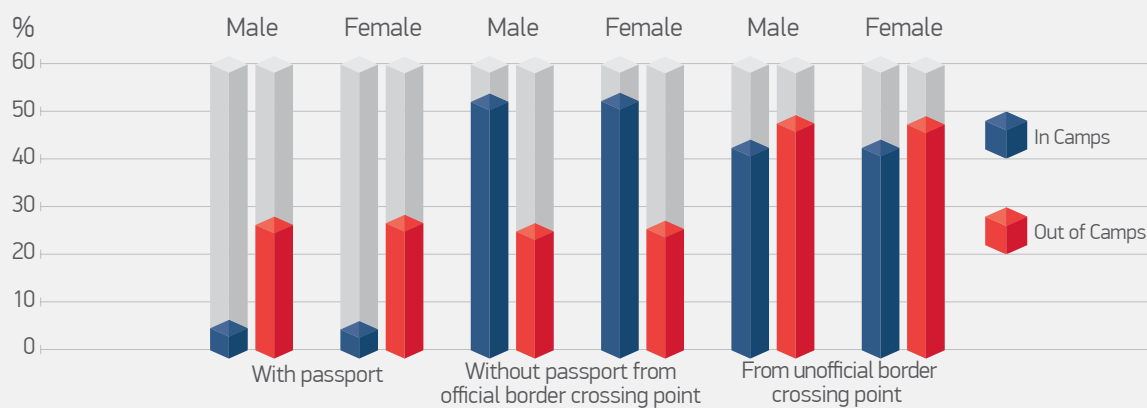
**Table 4.3** Reasons of Syrian Refugees for Choosing Turkey Instead of Another Country, in Camps and out of Camps, Turkey, 2013 (%)



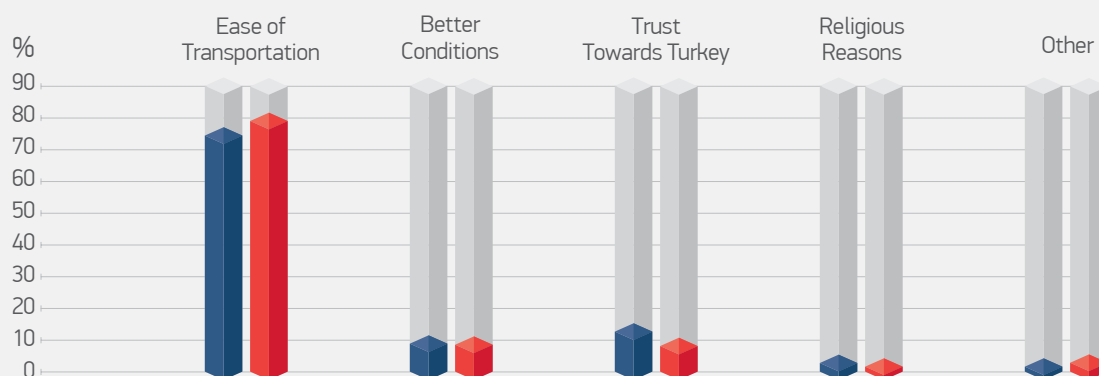
President of AFAD Dr. Fuat OKTAY



Reasons for Departure from Syria	In Camps		Out of Camps	
	Number	Percent	Number	Percent
Security Reasons	1 331	57.2	1 363	80.8
Political Reasons	440	18.9	211	12.5
Economic Reasons	384	16.5	20	1.2
Health Reasons	132	5.7	76	4.5
Other Reasons	40	1.7	17	1.0
<b>Total Percent</b>	<b>100.0</b>		<b>100.0</b>	
<b>Total Number</b>	<b>2 327</b>		<b>1 687</b>	



How Did Syrian Refugees Cross Turkish Border?	In Camps			Out of Camps		
	Male	Female	Total	Male	Female	Total
With passport	5.0	4.8	4.9	26.7	26.8	26.7
Without passport from official border crossing point	52.2	52.6	52.4	25.3	25.6	25.5
From unofficial border crossing point	42.8	42.7	42.7	48.0	47.6	47.8
<b>Total Percent</b>	<b>100.0</b>	<b>100.0</b>	<b>100.0</b>	<b>100.0</b>	<b>100.0</b>	<b>100.0</b>
<b>Total Number</b>	<b>4 031</b>	<b>3 815</b>	<b>7 846</b>	<b>3 724</b>	<b>3 525</b>	<b>7 249</b>



Reasons for Syrian Refugees for Choosing Turkey instead of another Country	In Camps		Out of Camps	
	Number	Percent	Number	Percent
Ease of transportation	5 853	74.6	5 748	79.2
Better conditions	675	8.6	597	8.2
Trust towards Turkey	996	12.7	582	8.1
Religious Reasons	200	2.5	102	1.4
Other	122	1.6	227	3.1
<b>Total Percent</b>	<b>100.0</b>		<b>100.0</b>	
<b>Total Number</b>	<b>7 846</b>		<b>7 256</b>	

## Demographic Characteristics of the Syrian Refugees in Turkey

This chapter is devoted to discussion of the demographic and educational characteristics of the Syrian refugees in Turkey. These characteristics include gender, age, education, marital status and the relationship to the household head. This chapter also gives information about the gender and age of the household heads.

### 5.1. Gender Distribution

*Figure 5.1.1* presents the gender distribution of the Syrian refugees in the camps and outside the camps. As it is observed in this figure the percentages of males in the camps and out of the camps are the same. Similarly, the percentages of females in and out of the camps are the same also. However, there are slightly less females than males, (51 percent versus 49 percent) both in and out of the camps.

### 5.2. Age Distribution

The age distribution of the Syrian refugees in the camps is given in *Figure 5.2.1* and that out of the camps is given in *Figure 5.2.2*. These two figures are very similar to each other. That is, the age distributions of the refugees in and out of the camps are very similar. The age group 19-54 forms the largest proportion of the total with percentages of 42 and 45 in and out of the camps respectively. This age group is often referred to as the “prime” age group. They make up the working age population.

The proportion of the age groups of children 0-18 years old is 53 percent in the camps and slightly less, 49 percent out of the camps. These percentages point to the high proportion of the young among the Syrian refugees. The proportion of those 55 years old and older is very small. It is 4.5 percent in the camps and 6.1 percent out of the camps. This age distribution of the Syrian refugees is very similar to the age distribution of the population of Syria. The population of Syria also has high proportions of both the young and the working age population but very small proportion of the older age group. The median age of the population is 22 years (National Statistical Office of Syria).

Thus, we can conclude that a high percentage of the Syrian refugees (both men and women) are of working age. An inquiry (not shown in this age) into their disabilities shows very few disabled individuals. These indicate that the Syrian refugees are mostly working age and able bodied in addition to being a youthful group both in the camps and out of the camps.

**Figure 5.1.1** Distribution of the Syrian Refugees by Gender, in Camps and out of Camps, Turkey, 2013

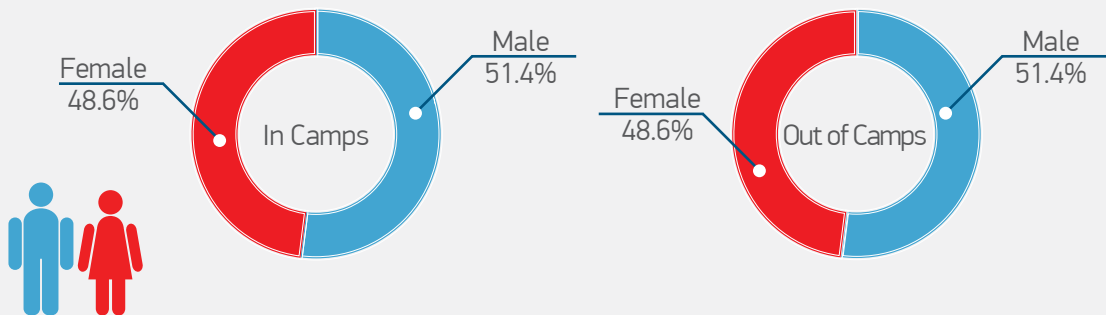
**Figure 5.2.1** Age Distribution of Syrian refugees in the Camps, Turkey, 2013 (%)

**Figure 5.2.2** Age Distribution of Syrian refugees Outside the Camps, Turkey, 2013 (%)



Hatay Yayladağı 2 Tent City

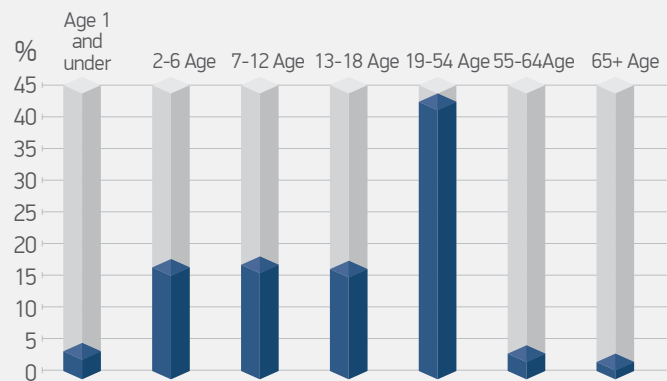




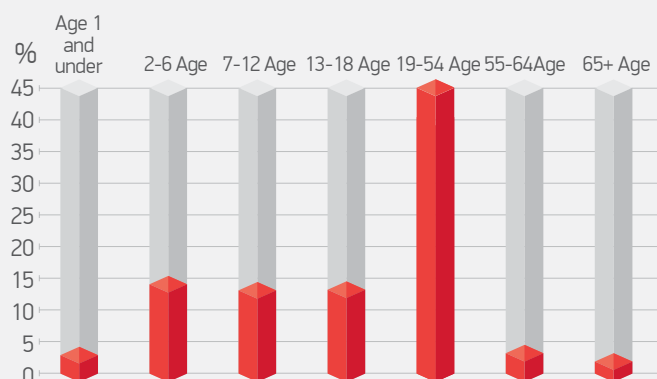
Gender	In Camps	Out of Camps
Male	51.4	51.4
Female	48.6	48.6
<b>Total Percent</b>	<b>100.0</b>	<b>100.0</b>
<b>Total Number</b>	<b>7 859</b>	<b>7 324</b>



Age Group	In Camps
Age 1 and under	3.4
2-6 Age	16.5
7-12 Age	16.8
13-18 Age	16.3
19-54 Age	42.4
55-64 Age	2.8
65 + Age	1.7
<b>Total Percent</b>	<b>100.0</b>
<b>Total Number</b>	<b>7 798</b>



Age Group	Out of Camps
Age 1 and under	3.4
2-6 Age	15.9
7-12 Age	14.7
13-18 Age	14.9
19-54 Age	45.0
55-64 Age	3.7
65 + Age	2.4
<b>Total Percent</b>	<b>100.0</b>
<b>Total Number</b>	<b>7 302</b>



### 5.3. Educational Distribution

Figure 5.3.1 shows the educational levels attained by the Syrian refugees in Turkey for those 6 years old and older. We observe that those who live in the camps are slightly better educated than those who live out of the camps. The 12 percent of the refugees in the camps are illiterate while 19 percent of the refugees out of the camps are illiterate. The category of literates is those who are literate but did not graduate from any school. They are 6 and 10 percent of these refugees in the camps and out of the camps respectively.

Most of the Syrian refugees in Turkey are graduates of primary school. The percentages of those who are graduates of primary school are 37 and 33 for those who are in camps and out of camps respectively. The graduates of secondary school constitute the second largest group. They make up the 25 and 19 percent of those in camps and out of camps respectively.

In summary those who have primary school or less education are 54 percent of those in the camps and 61 percent of those out of the camps. In contrast, those who have high school education or more are 21 percent of those in the camps and 19 percent of those out of the camps.

### 5.4. The Relationship to the Household Head

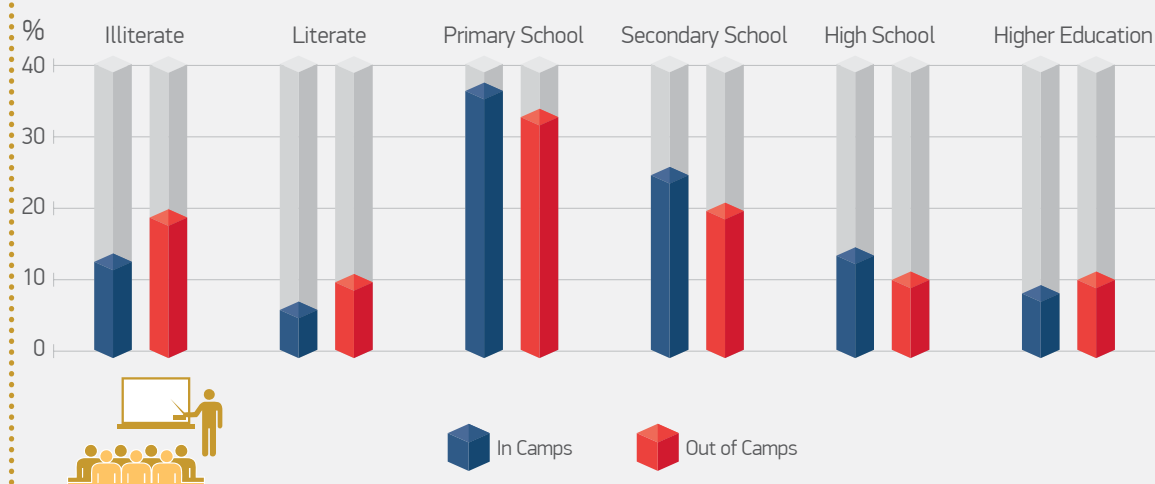
Table 5.4.1 shows the distribution of the Syrian refugees in relation to the household head. The numbers indicate that 31 percent of all males in the camps and 26 percent of all males out of the camps are household heads. About five and six percent of all females in and out of camps respectively are household heads. Further, it is noteworthy that 58 percent of all males and 55 percent of all females are children of the household heads in the camps. Similarly 54 percent of all males and 46 percent of all females are children of the household heads out of the camps.

**Figure 5.3.1** Educational Distribution of the Syrian Refugees (6 years old and over) in Camps and Out of Camps, Turkey, 2013 (%)

**Table 5.4.1** The Distribution of the Syrian Refugees in Relation to the Household Head by Gender, in Camps and out of Camps, Turkey, 2013 (%)



Osmaniye Cevdetiye Tent City



Educational Status	In Camps		Out of Camps	
	Number	Percent	Number	Percent
Illiterate	764	12,3	1 099	18,8
Literate	342	5,5	552	9,5
Primary School	2 278	36,6	1 925	33,0
Secondary School	1 537	24,7	1 134	19,4
High School	822	13,2	560	9,6
Higher Education	487	7,8	567	9,7
<b>Total Percent</b>	<b>100,0</b>		<b>100,0</b>	
<b>Total Number</b>	<b>6 230</b>		<b>5 837</b>	



Degree of Relationship	In Camps			Out of Camps			General Total
	Male	Female	Total	Male	Female	Total	
The head of the family	30.8	4.9	<b>18.2</b>	25.9	5.9	<b>16.2</b>	<b>17.2</b>
Spouse	2.3	30.3	<b>15.9</b>	3.3	25.1	<b>13.9</b>	<b>15.0</b>
Children	58.4	54.7	<b>56.6</b>	53.7	46.2	<b>50.0</b>	<b>53.5</b>
Children in Law	0.3	1.1	<b>0.7</b>	0.9	4.9	<b>2.9</b>	<b>1.7</b>
Grand Children	1.2	0.9	<b>1.1</b>	5.8	5.6	<b>5.7</b>	<b>3.3</b>
Other relatives and others	6.8	10.8	<b>7.6</b>	10.2	12.2	<b>11.2</b>	<b>9.2</b>
<b>Total Percent</b>	<b>100.0</b>	<b>100.0</b>	<b>100.0</b>	<b>100.0</b>	<b>100.0</b>	<b>100.0</b>	<b>100.0</b>
<b>Total Number</b>	<b>4 036</b>	<b>3 821</b>	<b>7 857</b>	<b>3 715</b>	<b>3 513</b>	<b>7 228</b>	<b>15 085</b>

## Demographic Characteristics of the Syrian Refugees in Turkey

### 5.5. Marital Status of the Syrian Refugees

Figure 5.5.1 provides the marital distribution of the Syrian refugees 15 years old and older. We observe that 67 percent of each refugees in and out of camps are married and 30 percent of each refugees in and out of the camps are single. The distribution of the marital status by gender is very similar to one shown in Figure 5.5.1.

### 5.6. Household Head by Gender and Age

The gender distribution of household heads is given in Figure 5.6.1. Of all the household heads in the camps 83 percent are males and 17 percent are females. Similarly, of all the household heads out of camps 78 percent are males and 22 percent are females. Thus, these are substantial percentages of household heads who are females. Further, the percent of female household heads are somewhat higher out of the camps.

Figure 5.6.2 gives the age distribution of the household heads. As can be seen, the majority (89-85 percent) of the household heads are in the 19-54 age group both in the camps and out of the camps. It is noteworthy that four percent of the household heads in the camps and five percent of the household heads out of the camps are in the 13-18 age group.

**Figure 5.5.1** Marital Status of the Syrian Refugees (15 years of old and over), in Camps and out of Camps, Turkey, 2013 (%)

**Figure 5.6.1** Distribution of the Household Heads of Syrian Refugees by Gender, in Camps and out of Camps, Turkey, 2013 (%)

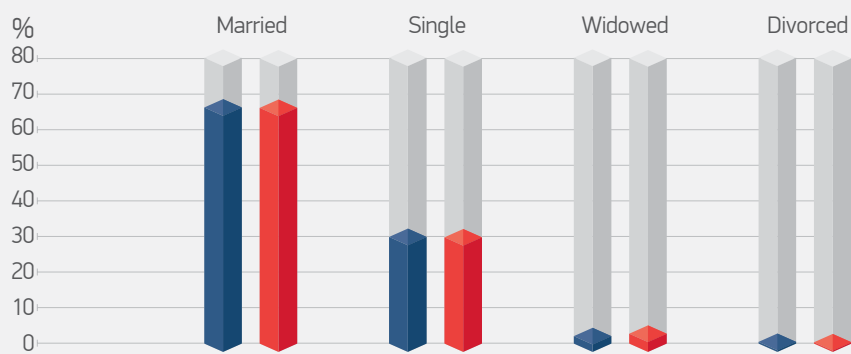
**Figure 5.6.2** Distribution of the Household heads of the Syrian Refugees by Age, in Camps and out of Camps, Turkey, 2013 (%)



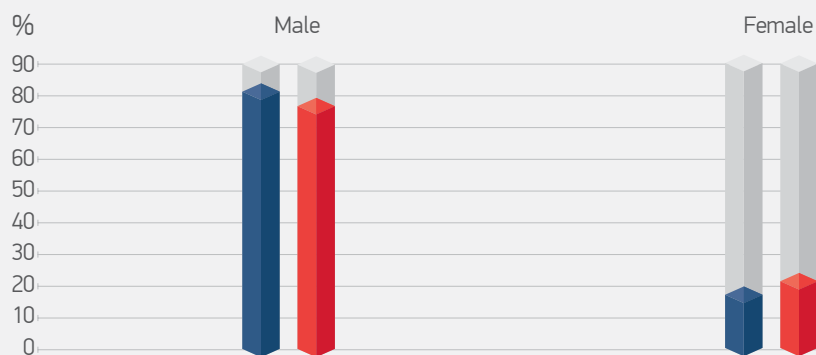
Kahramanmaraş Central Tent City



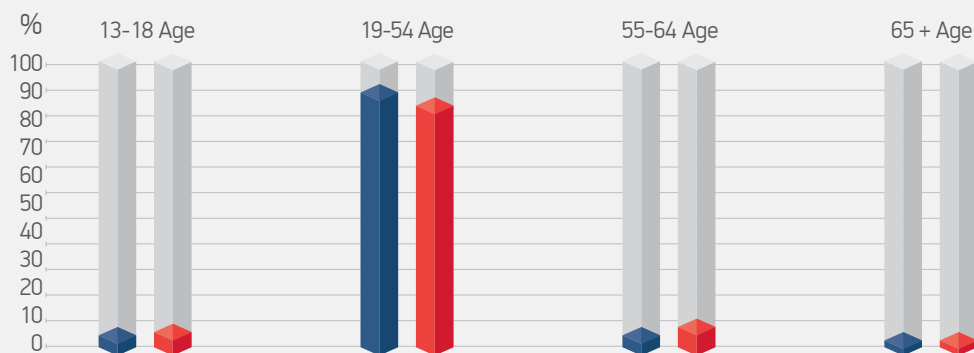
Kahramanmaraş Central Tent City



Settlement	Unit	Married	Single	Widowed	Divorced
In Camps	Number	2 864	1 300	103	22
In Camps	Percent	66.8	30.3	2.4	0.5
Out of Camps	Number	2 833	1 279	127	23
Out of Camps	Percent	66.5	30.0	3.0	0.5



The Gender of Household Head	In Camps		Out of Camps	
	Number	Percent	Number	Percent
Male	1 176	82.8	905	78.1
Female	244	17.2	254	21.9
<b>Total Percent</b>	<b>100.0</b>		<b>100.0</b>	
<b>Total Number</b>	<b>1 420</b>		<b>1 159</b>	



Age Group	In Camps	Out of Camps
13-18 Age	4.0	4.9
19-54 Age	89.3	84.9
55-64 Age	4.6	7.2
65 + Age	2.1	2.9
<b>Total Percent</b>	<b>100.0</b>	<b>100.0</b>
<b>Total Number</b>	<b>1 377</b>	<b>1 135</b>



## 6. Household Incomes in Syria and Turkey

The distribution of the monthly income of the households while in Syria is given in *Table 6.1*. We observe right away that the households out of the camps were better to do while in Syria compared to the households in the camps. This can be seen by a comparison of the percentages of the households with income 155 USD or less. We observe that 67 percent of the households out of the camps had monthly incomes 155 USD or less. In contrast, 8 percent of the households in the camps and 16 percent of the households out of the camps had monthly incomes 311 USD or more. Further, a comparison of the mean and median incomes while in Syria of those in the camps and out of camps indicate that the mean and median incomes are much larger out of the camps than in the camps. The median monthly income of the households in the camps is 131 USD while that of the households out of the camps is 154 USD.

In order to place these numbers in a context we note that the per capita Gross Domestic Products (GDP) of Syria was 3,289 USD during the year of 2012. In contrast we note that the per capita GDP of Turkey was 10,666 in 2012 (*World Bank, World Development Indicators, 2013*).

*Figure 6.1* provides the distribution of monthly income in USD from work for the last month in Turkey. We note that this figure gives the distributions only for the Syrian refugees who worked in the last month that live only out of the camps since the Syrian refugees in the camps are not allowed to work. We observe that 56 percent of the males and 58 percent of the females earn 249 USD or less and 40 percent of males and 42 percent of females earn between 250-499 USD. The mean earning is 232 USD and 218 USD for males and females respectively. The median earning is 160 USD and 181 USD for males and females respectively. However, we note that the ratio of females who worked last month is less than 1 percent. Therefore, the figures for females may not be reliable.

**Table 6.1** Monthly Income (in USD) of Syrian Refugee Households while in Syria, In Camps and out of Camps, Turkey, 2013 (%)

**Figure 6.1** Monthly Income (in USD) of Syrian Refugees from Work in the Last Month in Turkey by Gender, out of Camps, Turkey, 2013 (%)



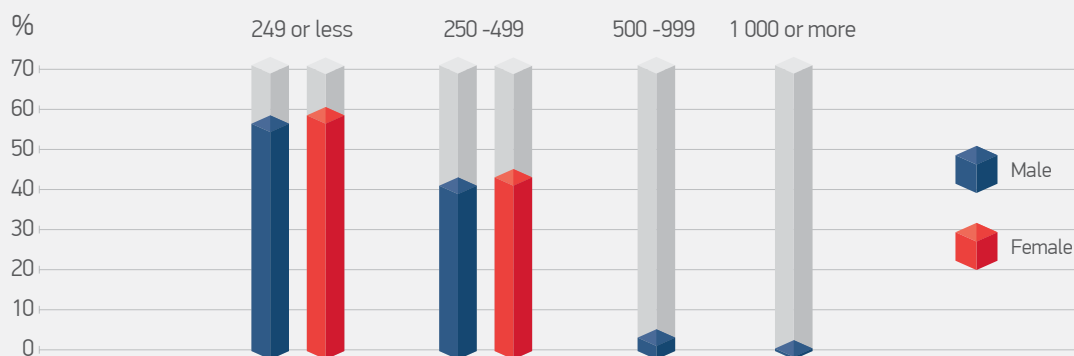
Malatya Beydağı Container City



### Monthly Income of Household (in USD)

	In Camps	Out of Camps
0-75	7.6	7.9
76 – 155	59.4	51.0
156-230	12.1	10.7
231-310	12.8	14.5
311 or More	8.0	15.8
<b>Total Percent</b>	<b>100.0</b>	<b>100.0</b>
<b>Total Number</b>	<b>1 375</b>	<b>960</b>
<b>Mean (USD)</b>	<b>161.6</b>	<b>239.9</b>
<b>Standard Deviation</b>	<b>99.6</b>	<b>356.8</b>
<b>Median (USD)</b>	<b>131.0</b>	<b>154.14</b>

Note: The exchange rate used is 1 USD = 129.75 Syrian Pounds as of 23 June 2013.



### The Income Earned During the Last Month in Turkey (USD)

	Male	Female	Total
249 or less	56.1	57.7	<b>56.0</b>
250 -499	40.4	42.3	<b>40.5</b>
500 -999	3.1	0.0	<b>2.9</b>
1 000 USD or more	0.4	0.0	<b>0.6</b>
<b>Total Percent</b>	<b>100.0</b>	<b>100.0</b>	<b>100.0</b>
<b>Total Number</b>	<b>485</b>	<b>26</b>	<b>511</b>
<b>Mean Income (USD)</b>	<b>231.6</b>	<b>218.3</b>	<b>230.9</b>
<b>Standart Deviation (USD)</b>	<b>271.9</b>	<b>156.1</b>	<b>271.5</b>
<b>Median Income (USD)</b>	<b>160.2</b>	<b>180.9</b>	<b>155.1</b>

Note: The exchange rate used is 1 USD = 1.9347 Turkish Liras as of 23 June 2013.



# Effects of the Syrian Civil War on Properties and Lives of the Syrian Refugees

## 7.1. The Damage to the Homes (in Syria) of the Syrian Refugees

Figure 7.1.1 gives information about the damage to the homes back in Syria of the Syrian refugees. This distribution is provided by gender. Slightly less female refugees report damage to their homes in Syria. Somewhat more of the refugees in the camps report damage to their homes than those out of the camps. About 33 percent of those in the camps and 29 percent of those out of camps report that their homes are completely damaged. About 17 percent of those in the camps and 15 percent of these out of the camps report that their homes are very damaged.

If we consider that “completely damaged” and “very damaged” homes are not suitable for inhabiting then we can conclude that about half (50 percent) of refugees in the camps and 44 percent of the refugees out of the camps report that their homes are completely or very damaged and therefore not inhabitable. We also note that about 20 percent of the refugees in the camps and 21 percent of the refugees out of the camps do not have information about the damage to their homes back in Syria.

Figure 7.1.2 gives information about the means used by the Syrian refugees to communicate with their relatives in Syria. We observe that close to 90 percent of the refugees both in and out of the camps use mobile phones to communicate with their relatives in Syria. Further, about 9 percent of these in the camps and 6 percent of those out of the camps reported using internet to communicate with their relatives back in Syria. Those who use other means for communication purposes are negligible.

## 7.2. Family Members who Died or Were Injured in the Syrian Civil War

Information about the Syrian refugees whose family members died or were injured is given in Figure 7.2.1. There are somewhat more females both in the camps and outside the camps whose family members died in the Syrian civil war. That is 33 versus 40 in the camps and 28 versus 31 out of the camps. In other words, more female refugees experienced the death of a family member as compared to male refugees.

Further, we note that there are many more refugees in the camps whose family members died or injured in the civil war in Syria, than those refugees out of the camps. About 34 percent of the refugees in the camps and 29 percent of the refugees out of the camps experienced a death in their family as a result of the Syrian civil war. Further, 32 percent of the refugees in the camps and 23 percent of the refugees out of the camps experienced an injury of a family member as a result of the Syrian civil war. Thus, we conclude that the toll of the Syrian civil war was rather heavy in terms of the personal loss or injury especially on those in the camps.

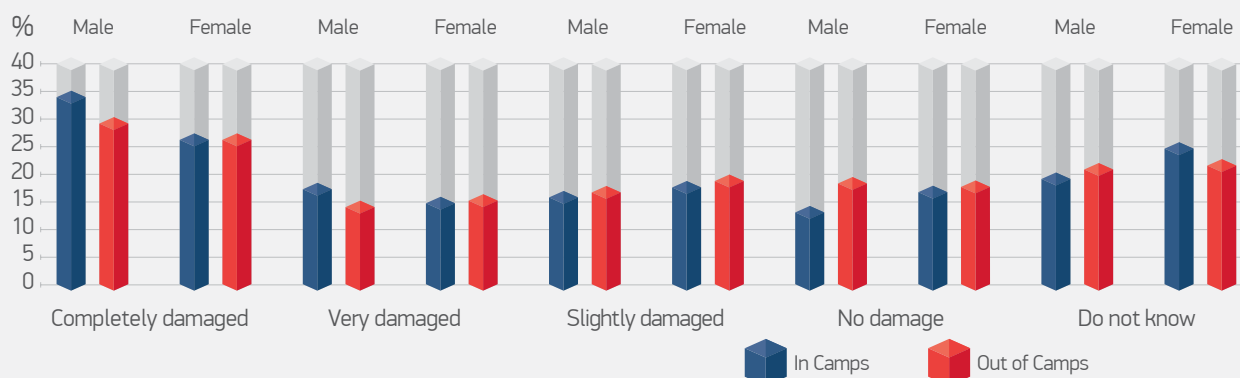
**Figure 7.1.1** Damage to the Homes of the Syrian Refugees in Syria, The Distribution by Gender, in Camp and out of Camps, Turkey, 2013 (%)

**Figure 7.1.2** How Do the Syrian Refugees Communicate with Their Relatives in Syria? The Distribution by Gender, in Camps and out of Camps, Turkey, 2013 (%)

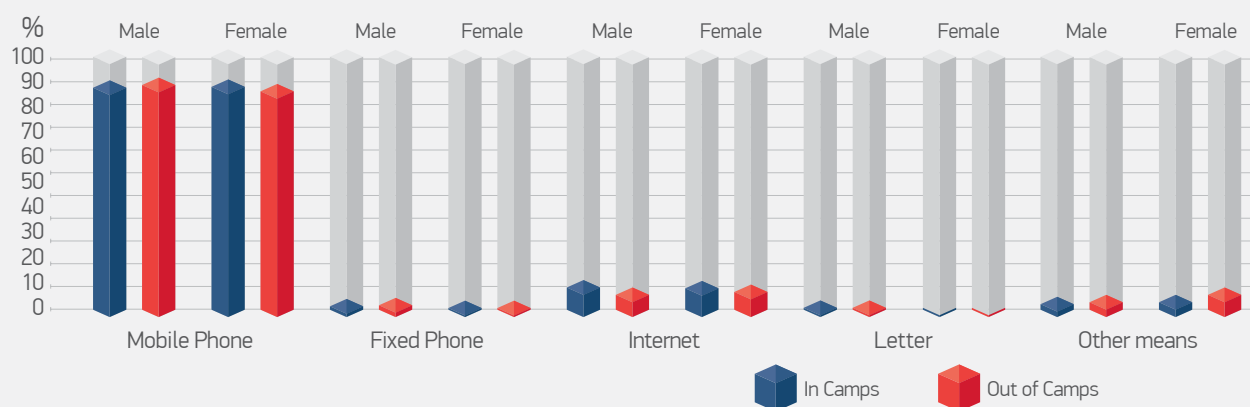
**Figure 7.2.1** Family Members who Died or Were Injured in the Syrian Civil War, The Distribution by Gender, in Camps and out of Camps, Turkey, 2013 (%)



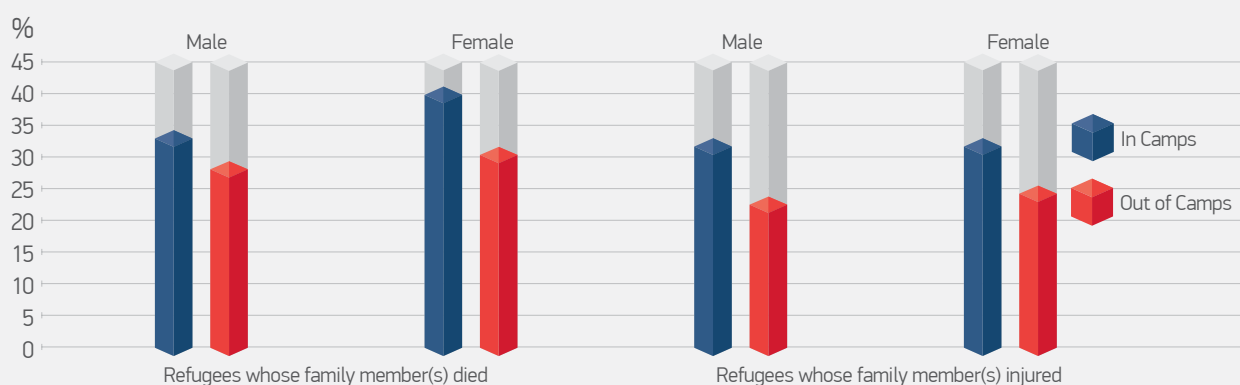
Gaziantep Nizip 1 Container City



The Condition of the Homes in Syria	In Camps			Out of Camps		
	Male	Female	Total	Male	Female	Total
Completely damaged	34.1	26.2	32.8	29.4	26.4	28.7
Very damaged	17.6	14.8	17.1	14.7	15.4	14.9
Slightly damaged	16.1	17.6	16.3	16.6	18.9	17.1
No damage	13.1	16.8	13.7	18.4	17.7	18.3
Do not know	19.1	24.6	20.0	20.8	21.7	21.0
<b>Total Percent</b>	<b>100.0</b>	<b>100.0</b>	<b>100.0</b>	<b>100.0</b>	<b>100.0</b>	<b>100.0</b>
<b>Total Number</b>	<b>1 169</b>	<b>244</b>	<b>1 413</b>	<b>889</b>	<b>254</b>	<b>1 143</b>



How Do the Syrian Refugees Communicate with Their Relatives in Syria?	In Camps			Out of Camps		
	Male	Female	Total	Male	Female	Total
Mobile Phone	87.7	88.2	87.8	89.3	86.4	88.6
Fixed Phone	1.1	0.6	1.1	1.6	1.0	1.5
Internet	8.7	8.1	8.6	5.7	6.8	5.9
Letter	0.5	0.0	0.4	0.6	0.0	0.5
Other means	2.1	3.1	2.2	2.8	5.8	3.5
<b>Total Percent</b>	<b>100.0</b>	<b>100.0</b>	<b>100.0</b>	<b>100.0</b>	<b>100.0</b>	<b>100.0</b>
<b>Total Number</b>	<b>876</b>	<b>161</b>	<b>1 037</b>	<b>634</b>	<b>191</b>	<b>825</b>



Family Members who Died or Were Injured in the Syrian Civil War	In Camps			Out of Camps		
	Male	Female	Total	Male	Female	Total
Did any family member die? Yes	33.2	40.2	34.4	28.3	30.5	28.8
Did any family member die? No	66.8	59.8	65.6	71.7	69.5	71.2
<b>Total Percent</b>	<b>100.0</b>	<b>100.0</b>	<b>100.0</b>	<b>100.0</b>	<b>100.0</b>	<b>100.0</b>
<b>Total Number</b>	<b>391</b>	<b>98</b>	<b>489</b>	<b>253</b>	<b>76</b>	<b>329</b>
Did any family member get injured? Yes	32.1	32.0	32.0	22.7	24.5	23.1
Did any family member get injured? No	67.9	68.0	68.0	77.3	75.5	76.9
<b>Total Percent</b>	<b>100.0</b>	<b>100.0</b>	<b>100.0</b>	<b>100.0</b>	<b>100.0</b>	<b>100.0</b>
<b>Total Number</b>	<b>377</b>	<b>78</b>	<b>455</b>	<b>200</b>	<b>61</b>	<b>261</b>

## Housing Conditions for the Syrian Refugees in Turkey

### 8.1. Number of Families and People per Housing Unit

What are the housing conditions of the Syrian refugees in Turkey? This is the question we address in this chapter. In *Figure 8.1.1* we consider housing of only the out of camp refugees since the refugees in the camps live in tents or containers. This figure shows that 75 percent of the male refugees and 73 percent of the female refugees live in a house or apartment flat. However, 13 percent of males and 16 percent of females live in ruins and about 10 percent of each males and females live make-shift arrangements or plastic coverage. Thus, the figure makes it clear that close to one in four male refugees and over one in four female refugees live in ruins or make-shift arrangements/plastic or open area.

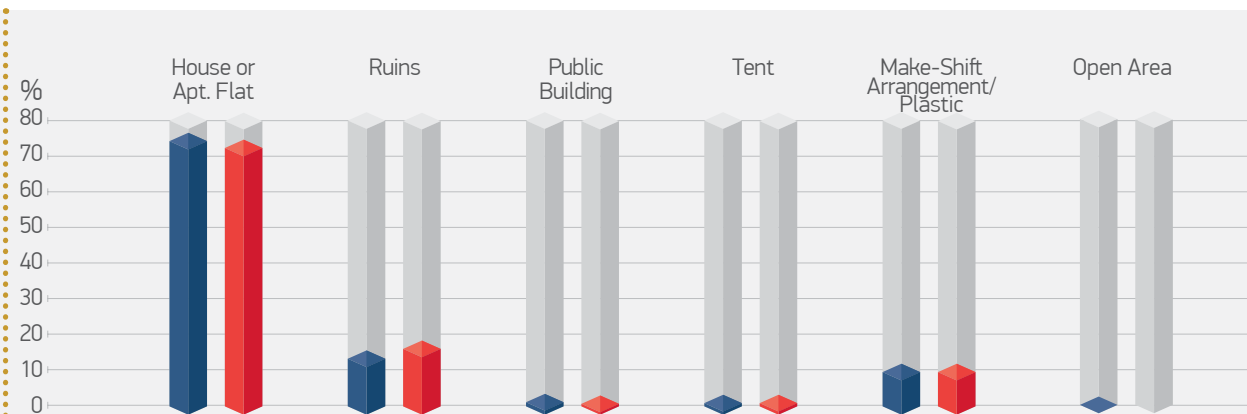
*Table 8.1.1* gives information about the number of families per housing unit and the number of individuals per housing unit of the Syrian refugees in and out of the camps. In the camps, the tents/containers are considered as housing units. We observe in this table that about 93 percent of the refugees in the camps and 68 percent of those out of the camps live in dwellings one family per housing unit. While about seven percent of the refugees in the camps live dwellings two or more families per housing unit, a substantial amount, 32 percent of the refugees out of the camps live in dwellings two or more families per housing unit. We next consider the number of people per housing unit. We observe that 56 percent of the refugees in the camps and 31 percent of the refugees out of the camps live 4-6 people together per housing unit. Further, almost 30 percent of the refugees in the camps live together with seven people and over per housing unit. In contrast, refugees out of the camps live in much more crowded conditions. In other words, almost 60 percent of the refugees out of the camps live together with seven people and over per housing unit. Further, the average number of people per housing unit is 5.6 people in the camps and 8.6 people out of the camps. Therefore, we can conclude that the refugees out of the camps live under more crowded conditions.

**Figure 8.1.1** The Type of Housing Which the Syrian Refugees Live in Turkey, The Distribution by Gender, out of Camps, Turkey, 2013 (%)

**Table 8.1.1** How Many Families and How Many people Live in the Housing Occupied by the Syrian Refugees? In Camps and out of Camps, Turkey, 2013 (%)



Hatay Altınözü 1 Tent City



Housing Type where Syrians Live	Out of Camps		
	Male	Female	Total
House or Apt. Flat	74.5	72.7	74.1
Ruins	13.4	16.1	14.0
Public Building	0.7	0.4	0.6
Tent	0.8	0.8	0.8
Make-Shift Arrangement/Plastic	10.1	10.0	10.1
Open Area	0.6	0.0	0.4
<b>Total Percent</b>	<b>100.0</b>	<b>100.0</b>	<b>100.0</b>
<b>Total Number</b>	<b>894</b>	<b>249</b>	<b>1 143</b>



How Many Families Live in the Housing Unit?	In Camps	Out of Camps
1 family	92.6	68.2
2 families	6.6	20.5
3 or more families	0.8	11.3
<b>Total Percent</b>	<b>100.0</b>	<b>100.0</b>
<b>Total Number</b>	<b>1 420</b>	<b>1 159</b>
<b>Average number of families per housing</b>	<b>1.08</b>	<b>1.47</b>

How Many People Live in the Housing?	In Camps	Out of Camps
1-3 Person(s)	14.7	7.3
4-6 People	56.1	30.7
7-10 People	27.4	36.5
11-15 People	1.8	19.3
16 people and over	0.0	6.1
<b>Total Percent</b>	<b>100.0</b>	<b>100.0</b>
<b>Total Number</b>	<b>1 420</b>	<b>1 159</b>
<b>Average number of people per housing</b>	<b>5.56</b>	<b>8.57</b>

Note: In the camps, the tents/containers are considered as housing units.

## Housing Conditions for the Syrian Refugees in Turkey

### 8.2. The Adequacy of the Housing Unit and the Basic Needs

In this section we first consider the main problems with the housing units of Syrian refugees. This information is given in *Table 8.2.1*. Again as before, the tents/containers are considered as the housing unit of the refugees in the camps. In discussing this table we will concentrate on the responses which state that the housing feature considered is not enough. We see in this table that about 39 percent of the refugees in the camps and 58 percent of the refugees out of the camps consider the size of the housing unit is not enough. This is especially so, in view of the fact that the average number of rooms per housing unit are only 2.1 rooms. This is also in conformity with the discussion of the previous table that housing units out of the camps are more crowded. Second, about 41 percent of the refugees in the camps and 56 percent of the refugees out of the camps consider their housing unit not comfortable. Third, 15 percent of the refugees in the camps and 21 percent of the refugees out of the camps consider the security of their housing not enough. Fourth, 73 percent of the refugees in the camps and 53 percent of the refugees out of the camps do not consider their housing unit suitable for the climate. The high percentage of the refugees who consider their housing unit unsuitable for the climate, especially those of in the camps is very important in view of the approaching harsh winter conditions of the region where most of the refugees are located.

Finally, in *Table 8.2.2* we consider the way the Syrian refugees rate their basic needs in their housing. Again we will concentrate on the responses that state the considered basic need is not enough. First, we observe in *Table 8.2.2* that about 26 percent of the refugees in the camps and 73 percent of the refugees out of the camps consider sleeping materials in their housing unit is not enough. Second, the 21 percent of the refugees in the camps and 81 percent of the refugees out of the camps consider heating in their housing is not enough. Third, 38 percent of the refugees in the camps and 75 percent of the refugees out of the camps consider basic foodstuff in their housing not enough. Fourth, 26 percent of the refugees in the camps and 71 percent of the refugees out of the camps do not consider the kitchen ware and equipment is enough. Fifth, 19 percent of the refugees in the camps and 42 percent of the refugees out of the camps do not consider prayer materials are adequate. Finally, 65 percent of the refugees in the camps and 77 percent of the refugees out of the camps do not consider their clothing materials are adequate. As it is obvious from this discussion a greater percent (about 71-81 percent) of the refugees out of the camps rated all of their basic needs (except the prayer materials) as inadequate as compared to the refugees in the camps. Therefore, the basic needs of the refugees out of the camps are more inadequate than those in the camps and more attention should be paid to the basic needs of the refugees out of the camps.

**Table 8.2.1** How do the Syrian Refugees View Various Features of Their Housing? In Camps and out of Camps, Turkey, 2013 (%)

**Table 8.2.2** How Do the Syrian Refugees Rate Their Basic Needs in Their Housing? In Camps and out of Camps, Turkey, 2013 (%)



Hatay Altınözü 2 Tent City





Housing Features	In Camps			Out of Camps		
	Enough	Not enough	Total	Enough	Not enough	Total
Size of housing	61.0	39.0	100.0	42.3	57.7	100.0
Comfortability of housing	58.9	41.1	100.0	43.7	56.3	100.0
Security of housing	84.8	15.2	100.0	79.0	21.0	100.0
The suitability of housing for the climate	26.9	73.1	100.0	44.7	55.3	100.0
<b>Total Number</b>	<b>4 031</b>	<b>3 815</b>	<b>7 846</b>	<b>3 724</b>	<b>3 525</b>	<b>7 249</b>
<b>Average number of rooms in the housing</b>		<b>2.10</b>				
<b>Standard Deviation</b>		<b>1.03</b>				



The Sufficiency of Basic Needs	In Camps			Out of Camps		
	Enough	Not enough	Total	Enough	Not enough	Total
Sleeping materials	74.4	25.6	100.0	27.0	73.0	100.0
Heating	79.2	20.8	100.0	19.3	80.7	100.0
Basic foodstuff	62.5	37.5	100.0	25.3	74.7	100.0
Kitchenware	73.7	26.3	100.0	29.4	70.6	100.0
Prayer materials	80.6	19.4	100.0	58.3	41.7	100.0
Clothing materials	35.4	64.6	100.0	22.6	77.4	100.0
<b>Total Number</b>	<b>5 675</b>	<b>2 717</b>	<b>8 392</b>	<b>2 052</b>	<b>4 698</b>	<b>6 750</b>

Note: In the camps, the tents/containers are considered as housing units.

## 9. Health Issues among the Syrian Refugees in Turkey

In this chapter we first consider the Syrian refugees' use of the health services in Turkey and how satisfied they are with it. Next we consider the need for psychological support, presence of chronic diseases and sleeping disorders among the Syrian refugees and their children. Finally, we investigate the polio and measles vaccination among the Syrian refugee children.

### 9.1. Health Services Utilization

The health services utilization among the Syrian refugees in the camps is rather high. It is about 90 percent among the males and 94 percent among the females in the camps. This should not be surprising since there are field hospitals located inside the camps equipped with doctors and nurses. The proportion of the Syrian refugees out of the camps who used health services in Turkey is considerably smaller than those in the camps. About 60 percent of the male refugees and 58 percent of the female refugees out of the camps used health services in Turkey. The low percentage of health services users among the Syrian refugees out of the camps can partly be attributed to their lack of identification number necessary to utilize hospitals in Turkey. However, AFAD officials stated that the Syrian refugees out of the camps are helped in one way or the other when they need to use hospital services.

How satisfied are the Syrian refugees with the health services they received? The answer to this question is provided in *Figure 9.1.2*. It is readily observable in this figure that more of the Syrian refugees out of the camps are either "very satisfied" or "satisfied" with the health care they received compared to the Syrian refugees in the camps. More clearly, about 60 percent of each the males and females in the camps and 82 percent of males and 79 percent of females out of the camps were either "very satisfied" or "satisfied" with the health care they received. In contrast, the proportion of those who were not satisfied was not very high and in particular they were lower among the refugees out of the camps than those in the camps. More clearly 18 percent of males and 22 percent of females in the camps and 8 percent of males and 11 percent of females out of the camps are not satisfied with the health care they received in Turkey. The proportions of those who are not satisfied at all are negligible among those out of the camps. However, the proportion of those in the camps who are not satisfied or not satisfied at all are about a quarter that is, one in four of the respondents. This percentage points to the importance of investigation of this issue in the camps.

Next, we address the question of how easy it is for the Syrian refugees to access medicines. This is answered in *Figure 9.1.3*. First, we note that there is not much difference between males and females in their access to medicines. Second, we note that refugees out of the camps have more difficulty in finding medicines as compared to those in the camps. More clearly, while 31 and 28 percent of males and females in the camps have difficulty in finding medicines, about 55 percent of each males and females out of the camps have difficulty in finding medicines.

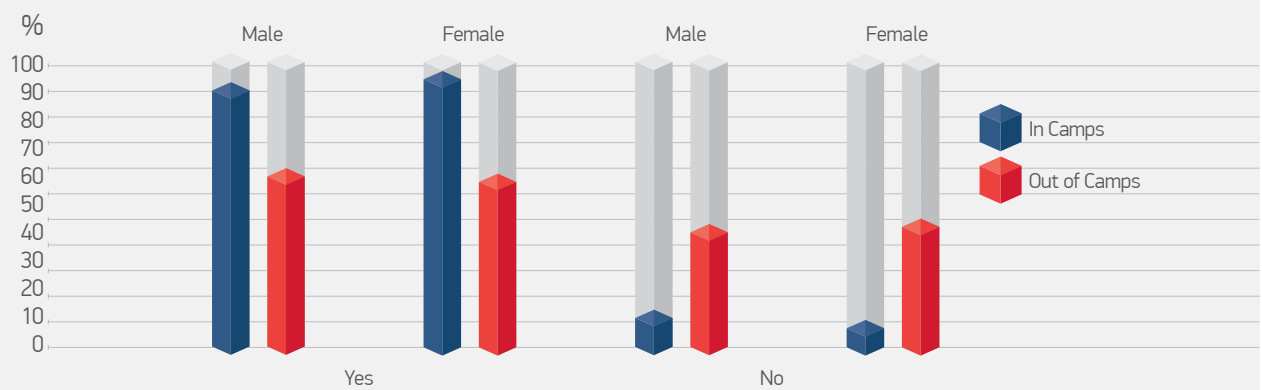
**Figure 9.1.1** Did the Syrian Refugees or Their Relatives Use Health Services During Their Stay in Turkey? The Distribution by Gender, in Camps and out of Camps, Turkey, 2013 (%)

**Figure 9.1.2** Are the Syrian Refugees Satisfied with the Health Care They Received in Turkey? The Distribution by Gender, in Camps and out of Camps, Turkey, 2013 (%)

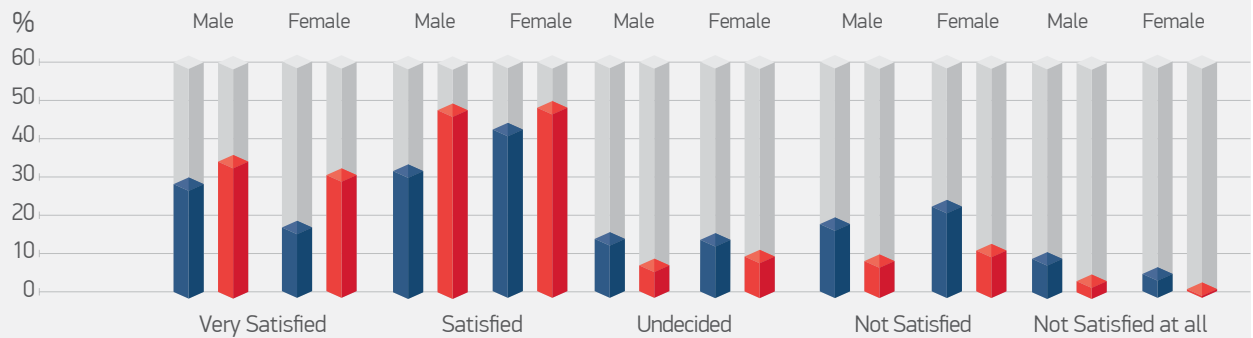
**Figure 9.1.3** Do the Syrian Refugees have an Easy Access to Medicines? Distribution by Gender, in Camps and out of Camps, Turkey, 2013 (%)



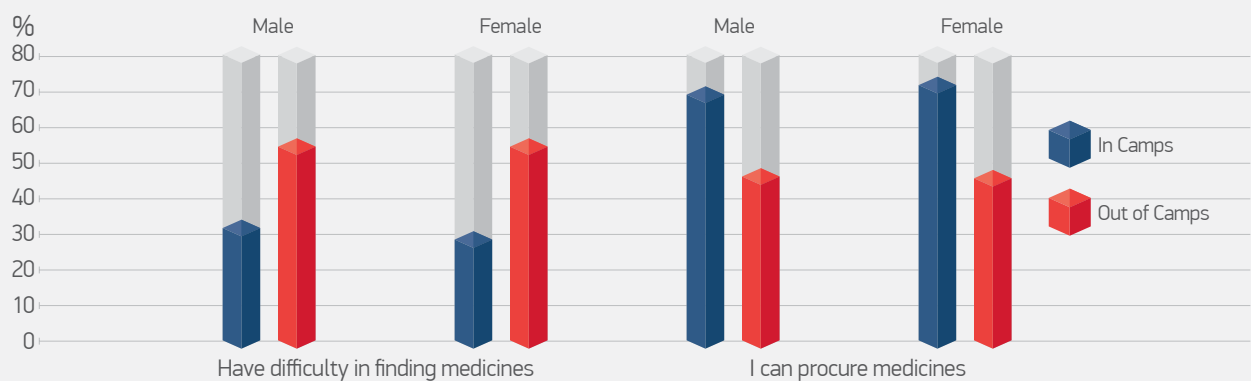
Gaziantep Islahiye Field Hospital



Did They Use Health Services?	In Camps			Out of Camps		
	Male	Female	Total	Male	Female	Total
Yes	90.1	93.8	90.7	59.9	57.9	59.5
No	9.9	6.2	9.3	40.1	42.1	40.5
<b>Total Percent</b>	<b>100.0</b>	<b>100.0</b>	<b>100.0</b>	<b>100.0</b>	<b>100.0</b>	<b>100.0</b>
<b>Total Number</b>	<b>1 162</b>	<b>240</b>	<b>1 402</b>	<b>885</b>	<b>252</b>	<b>1 137</b>



Are they Satisfied with the Health Care They Received?	In Camps			Out of Camps		
	Male	Female	Total	Male	Female	Total
Very Satisfied	28.3	16.8	26.2	34.3	30.7	33.5
Satisfied	31.7	42.9	33.7	47.6	48.7	47.9
Undecided	13.8	13.4	13.8	7.2	9.3	7.6
Not Satisfied	17.8	22.3	18.6	8.1	10.7	8.7
Not Satisfied at all	8.4	4.6	7.7	2.8	0.7	2.3
<b>Total Percent</b>	<b>100.0</b>	<b>100.0</b>	<b>100.0</b>	<b>100.0</b>	<b>100.0</b>	<b>100.0</b>
<b>Total Number</b>	<b>1 100</b>	<b>238</b>	<b>1 338</b>	<b>531</b>	<b>150</b>	<b>681</b>



Do They have an Easy Access to Medicines?	In Camps			Out of Camps		
	Male	Female	Total	Male	Female	Total
Have difficulty in finding medicines	31.0	28.4	30.6	54.1	54.6	54.2
I can procure medicines	69.0	71.6	69.4	45.9	45.4	45.8
<b>Total Percent</b>	<b>100.0</b>	<b>100.0</b>	<b>100.0</b>	<b>100.0</b>	<b>100.0</b>	<b>100.0</b>
<b>Total Number</b>	<b>1 160</b>	<b>243</b>	<b>1 403</b>	<b>827</b>	<b>240</b>	<b>1 067</b>

## 9.2. Need for Psychological Support among the Syrian Refugees in Turkey

The question in *Figure 9.2.1* asks if the Syrian refugees or their family members think they need psychological support. We observe in this figure that somewhat larger percentage of those in the camps think that there is a need for psychological support. These percentages are 50 and 55 percent for the males and females, respectively in the camps as compared to 46 and 49 percent for males and females, respectively out of the camps. We note that slightly more the females in and out of the camps (55 and 49 percent respectively) think they need psychological support as compared to the males in and out of the camps (50 and 46 percent respectively). Lower percentage among men may be related to their maintaining a macho image. Even then the percentages of those male and females, in and out of the camps who think they need psychological support are relatively high and needs attention.

## 9.3. Chronic Diseases and Sleeping Disorders among the Syrian Refugees in Turkey

*Figure 9.3.1* presents information about the presence of chronic diseases and sleeping disorders among the Syrian refugees in Turkey. The chronic diseases inquired about in the interviews are chronic bronchitis, diabetes and hypertension etc. Only 7 percent of individuals in the camps and 8 percent of the individuals out of camps are reported to have a chronic disease. This relatively low percentage both in and out of the camps could be related to the relatively young and middle age composition of the Syrian refugees in Turkey.

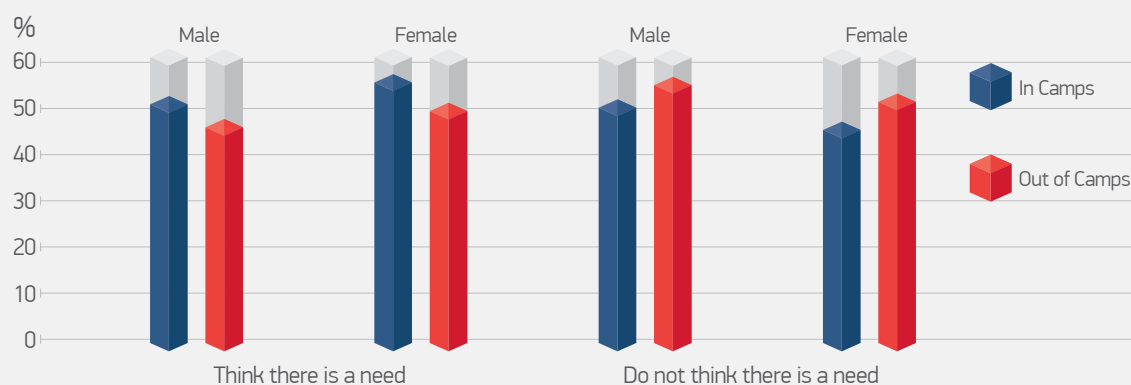
How is the presence of sleeping disorders among the adult Syrian refugees and children? The answer to this question can also be seen in *Figure 9.3.1*. We observe that both the proportion of the adults and children with sleeping disorders are higher among those in the camps than among those out of camps. The proportion of those with sleeping disorders is 24 percent among the adults in the camps and 25 percent among the children in the camps. These percentages are somewhat lower among the adults and children out of the camps. They are 14 percent among the adults and 17 percent among the children out of camps. Thus we can conclude that almost one in four adults and one in four children in the camps have a sleeping disorder. These proportions are somewhat less among the adults and children out of the camps.

**Figure 9.2.1** Do the Syrian Refugees or Their Family Members Think They Need Psychological support? The Distribution by Gender, in Camps and out of Camps, Turkey, 2013 (%)

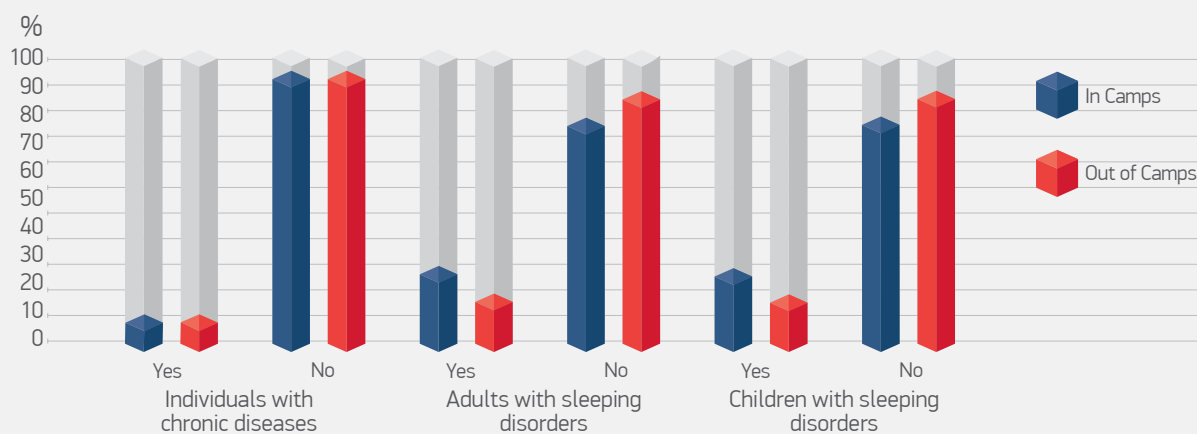
**Figure 9.3.1** Chronic Diseases and Sleep Disorders among Syrian Refugees, in Camps and out of Camps, Turkey, 2013 (%)



Gaziantep Islahiye Field Hospital



Do they Need Psychological Support?	In Camps			Out of Camps		
	Male	Female	Total	Male	Female	Total
Think there is a need	50.3	54.9	51.1	45.6	49.0	46.3
Do not think there is a need	49.7	45.1	48.9	54.4	51.0	53.7
<b>Total Percent</b>	<b>100.0</b>	<b>100.0</b>	<b>100.0</b>	<b>100.0</b>	<b>100.0</b>	<b>100.0</b>
<b>Total Number</b>	<b>1 166</b>	<b>244</b>	<b>1 410</b>	<b>882</b>	<b>251</b>	<b>1 133</b>



Health Problems among Refugees		Response	In Camps	Out of Camps
Individuals with chronic diseases	Yes		7.3	7.6
	No		92.7	92.4
	<b>Total Percent</b>		<b>100.0</b>	<b>100.0</b>
	<b>Total Number</b>		<b>7 860</b>	<b>7 340</b>
Adults with sleep disorders	Yes		23.8	14.3
	No		76.2	85.7
	<b>Total Percent</b>		<b>100.0</b>	<b>100.0</b>
	<b>Total Number of Adults</b>		<b>4 234</b>	<b>4 279</b>
Children with sleep disorders	Yes		24.6	17.2
	No		75.4	82.8
	<b>Total Percent</b>		<b>100.0</b>	<b>100.0</b>
	<b>Total Number of Children</b>		<b>3 565</b>	<b>3 039</b>



## 9.4. Immunization of the Syrian Refugee Children

This section gives information about the immunization status of the Syrian refugee children. In this survey information was collected about immunization status of the Syrian refugee children with respect to only polio and measles. The polio vaccination status of the Syrian refugee children under five years old is shown in *Figure 9.4.1*. The measles vaccination status of the Syrian refugee children under 10 years old is shown in *Figure 9.4.2*.

The *Figure 9.4.1* about polio vaccination indicates that about 74 percent of each male and female children in the camps are vaccinated against polio. The percentages of the Syrian refugee children who are vaccinated against polio are much lower out of camps. About 57 percent of male and 52 percent of female children out of the camps are vaccinated against polio. Further, we note the lower percentage of the female children out of the camps who are vaccinated against polio.

In summary, we can say that about one in four each of male and female children in the camps and slightly less than half of the male and female children out of the camps are not vaccinated against polio. The percentage of the females not vaccinated is higher than that of males among Syrian refugee children out of the camps.

The *Figure 9.4.2* gives information about measles vaccination among Syrian refugee children under 10 years old. This Figure indicates that 74 percent of the male and 70 percent of the female children in the camps are vaccinated against measles. The percentages of the Syrian refugee children who are vaccinated against measles are much lower out of the camps. About 60 percent of male and 58 percent of female children out of camps are vaccinated against measles. Further, we note the slightly lower percentage of the female children both in and out of the camps who are vaccinated against measles.

In summary we can say that about one in four male and one in three female children in the camps and about two in five each of male and female children out of the camps are not vaccinated against measles. The percentage of the females not vaccinated is higher than that of males among the Syrian refugee children both in and out of camps.

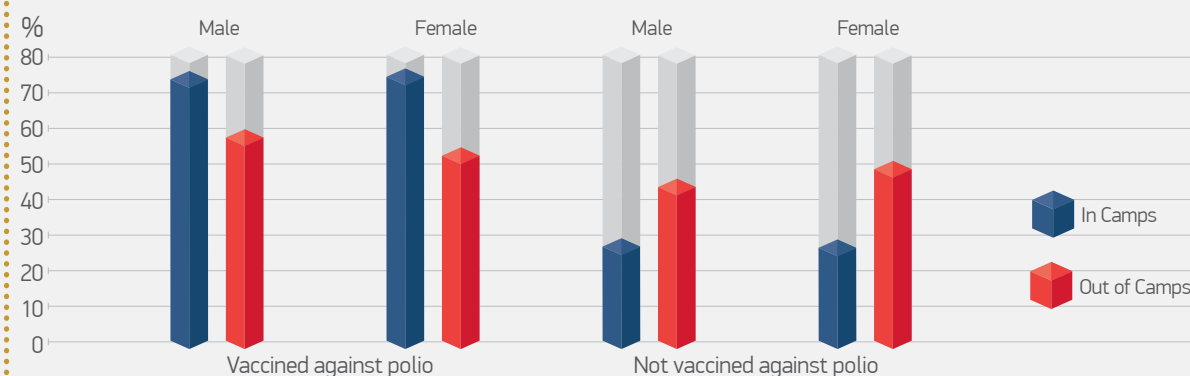
We emphasize that a large percentage of Syrian refugee children who are not vaccinated against polio and measles are out of the camps. This poses a serious health threat for children among the local population. This is because polio and measles are highly contagious viral infections. Polio can lead to paralysis and death and measles can easily kill infants and children. Turkey has been certificated as both polio-free and measles-free country thanks to major immunization derives. However, both of these viruses are rife in the neighboring countries. Relatively high percentages of Syrian refugee children not vaccinated against polio and measles puts Turkey at risk and these viruses may spread to Turkey. In passing we note that there was only 110 measles cases in 2011 across Turkey.

**Figure 9.4.1** Polio Vaccination among the Syrian Refugee Children under Five Years Old, The Distribution by Gender, in Camps and out of Camps, Turkey, 2013 (%)

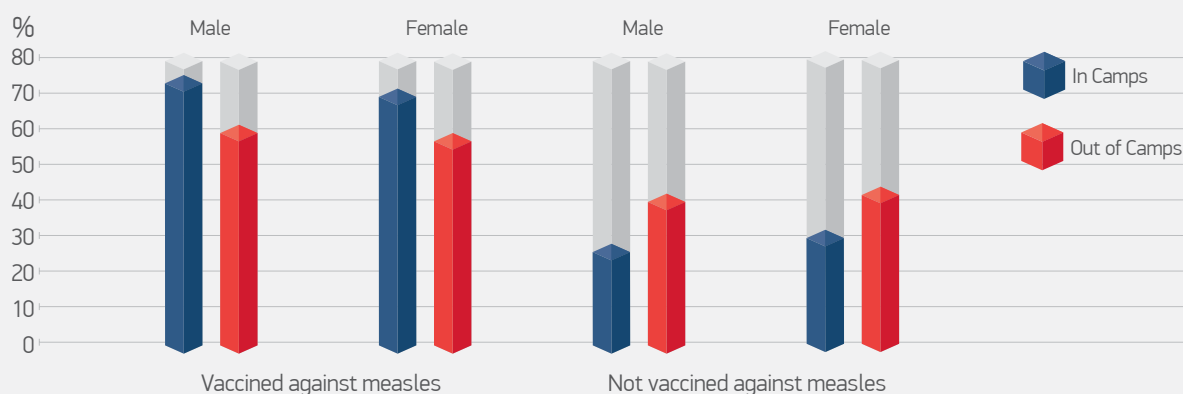
**Figure 9.4.2** Measles Vaccination among the Syrian Refugee Children under 10 Years Old, The Distribution by Gender, in Camps and out of Camps, Turkey, 2013 (%)



Kilis Öncüpinar Field Hospital



Are Children under Five Years Old Vaccinated Against Polio?	In Camps			Out of Camps		
	Male	Female	Total	Male	Female	Total
Vaccinated against polio	73.5	74.0	73.8	56.9	52.0	54.6
Not vaccinated against polio	26.5	26.0	26.2	43.1	48.0	45.4
<b>Total Percent</b>	<b>100.0</b>	<b>100.0</b>	<b>100.0</b>	<b>100.0</b>	<b>100.0</b>	<b>100.0</b>
<b>Total Number of children under five years old</b>	<b>641</b>	<b>605</b>	<b>1 246</b>	<b>462</b>	<b>408</b>	<b>870</b>



Are Children under 10 Years Old Age Vaccinated Against Measles?	In Camps			Out of Camps		
	Male	Female	Total	Male	Female	Total
Vaccinated against measles	73.8	69.8	71.8	59.8	57.6	58.7
Not vaccinated against measles	26.2	30.2	28.2	40.2	42.4	41.3
<b>Total Percent</b>	<b>100.0</b>	<b>100.0</b>	<b>100.0</b>	<b>100.0</b>	<b>100.0</b>	<b>100.0</b>
<b>Total number of children under 10 years old</b>	<b>889</b>	<b>858</b>	<b>1 747</b>	<b>579</b>	<b>597</b>	<b>1 176</b>

## 10. Pregnant Syrian Refugee Women in Turkey

This chapter reports on the pregnant Syrian Refugee women in Turkey. In Figure 10.1 we observe that about 13 percent of women in the camps and 14 percent of women out of camps are pregnant. *Figure 10.2* shows that about 11 percent of the women in the camps and 3 percent of the women out of the camps gave birth.

*Table 10.1* gives information about the location where the births took place. We see that about 96 percent of the births in the camps and 97 percent of the births out of the camps took place in a hospital or an infirmary. These hospitals and the infirmaries could be in the camps or out of the camps.

**Figure 10.1** Are There any Pregnant Woman among the Syrian Refugees? What is their Number? In Camps and out of Camps, Turkey, 2013 (%)

**Figure 10.2** Are There any Syrian Refugee Women who Gave Birth since They Arrived in Turkey? In Camps and out of Camps, Turkey, 2013 (%)

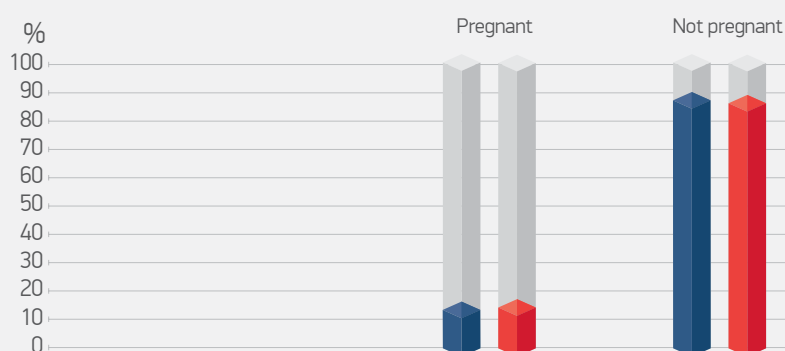
**Table 10.1** Where did the Syrian Refugee Pregnant Woman Gave Birth? In Camps and out of Camps, Turkey, 2013 (%)



Şanlıurfa Harran Container City

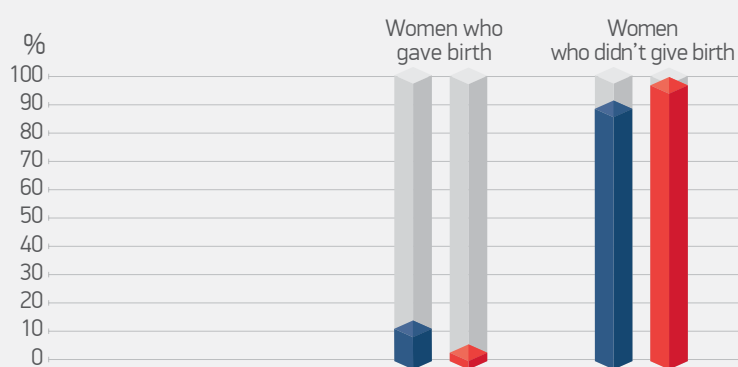


Şanlıurfa Harran Container City



#### Are There any Pregnant Women?

	In Camps	Out of Camps
Yes	12.8	13.8
No	87.2	86.2
<b>Total Percent</b>	<b>100.0</b>	<b>100.0</b>
<b>Total Number of women</b>	<b>1 419</b>	<b>1 066</b>
<b>Number of pregnant women</b>	<b>173</b>	<b>140</b>



#### Are There any Woman who Gave Birth?

	In Camps	Out of Camps
Yes	11.3	3.0
No	88.7	97.0
<b>Total Percent</b>	<b>100.0</b>	<b>100.0</b>
<b>Total number of women</b>	<b>1 420</b>	<b>1 128</b>
<b>Number of women who gave birth</b>	<b>160</b>	<b>34</b>



#### Where did the Birth Take Place?

	In Camps	Out of Camps	Total
At home	0.6	2.9	1.1
In the camp	2.6	0.0	2.1
In a hospital or infirmary	96.2	97.1	96.3
Other	0.6	0.0	0.5
<b>Total Percent</b>	<b>100.0</b>	<b>100.0</b>	<b>100.0</b>
<b>Number of women who gave birth</b>	<b>156</b>	<b>34</b>	<b>190</b>





## 11.1. Reasons for Preferring to Live in the Camps

*Table 11.1.1* reports on the reasons as to why the Syrian refugees choose to live in the camps. This question is directed only to the refugees in the camps. This table shows that the prominent reason for preferring to live in the camps is economic. More clearly, 39 percent of males and 43 percent of the females stated that they prefer living in the camps for economic reasons. The two other important reasons for preferring to live in the camps are security reasons (25 percent of males versus 27 percent of females) and accommodation reasons (25 percent of males versus 21 percent of females).

The high percentage of the economic reasons for their preference of living in the camps indicates that having a security of a shelter and food is very important for the Syrian refugees as would be for any people.

## 11.2. Help from Humanitarian Aid Agencies

Did the Syrian refugees receive any aid from Humanitarian Aid Agencies since they arrived in Turkey? Response to this question is shown in *Figure 11.2.1*. We observe that the proportion of the Syrian refugees who received aid is rather small. About 38 percent of males and 44 percent of females in the camps stated that they received aid. The proportion of Syrian refugees out of the camps who received aid from the Humanitarian Aid Agencies is very small. Only about 17 percent of the males and 9 percent of the females out of the camps acknowledge receiving aid from Humanitarian Aid Agencies. The low proportion of those out of the camps who received aid indicates that the Humanitarian Aid Agencies should make an effort to reach in particular to those refugees out of the camps.

**Table 11.1.1** Why Do the Syrian Refugees Choose to Live in the Camps? Distribution by Gender, in Camps, Turkey 2013

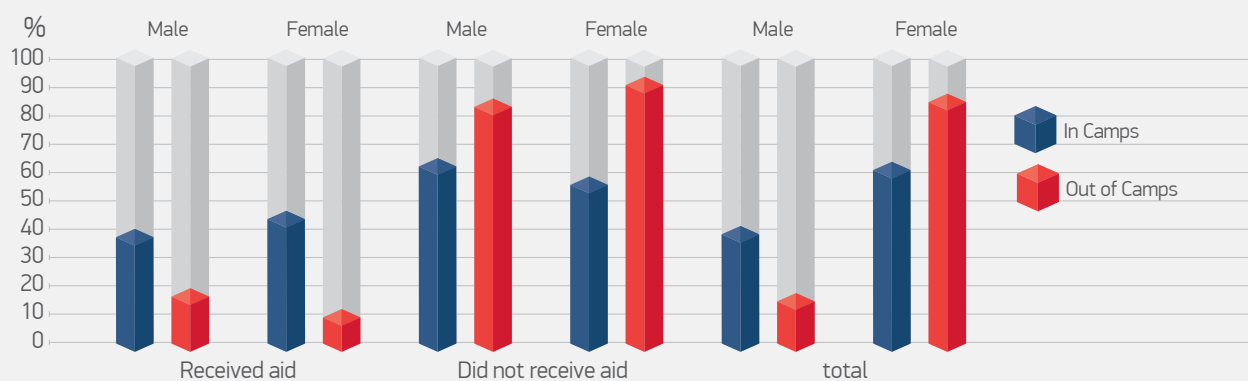
**Figure 11.2.1** Did the Syrian Refugees Receive Aid from Humanitarian Aid Agencies since They Came to Turkey? The Distribution by Gender, in Camps and out of Camps, Turkey 2013 (%)



Hatay Altınözü Field Market



Reasons to Live in the Camps	In Camps		
	Male	Female	Total
Accommodation conditions	24.6	21.2	24.0
Security reasons	25.1	26.6	25.4
Health reasons	9.2	9.0	9.2
Economic reasons	38.7	42.5	39.4
Other	2.3	0.8	2.1
<b>Total Percent</b>	<b>100.0</b>	<b>100.0</b>	<b>100.0</b>
<b>Total Number</b>	<b>1 791</b>	<b>391</b>	<b>2 182</b>



Did they Receive Aid from Humanitarian Aid Agencies?	In Camps			Out of Camps		
	Male	Female	Total	Male	Female	Total
Received aid	37.7	44.0	38.8	16.7	8.8	14.9
Did not receive aid	62.3	56.0	61.2	83.3	91.2	85.1
<b>Total Percent</b>	<b>100.0</b>	<b>100.0</b>	<b>100.0</b>	<b>100.0</b>	<b>100.0</b>	<b>100.0</b>
<b>Total Number</b>	<b>1 154</b>	<b>241</b>	<b>1 395</b>	<b>868</b>	<b>250</b>	<b>1 118</b>

## 12.1. Camp Services and Personnel

This chapter is devoted to a discussion of the evaluation of the services and the personnel in the camps by the Syrian refugees. Naturally, the questions in this chapter are directed to only to those refugees in the camps.

First, we examine the assessment of services such as security, food, health, etc. in the camps by the Syrian refugees. This assessment is provided in *Table 12.1.1*. We observe that the Syrian refugees in the camps are most pleased with the security in the camps. A total of 88 percent of the refugees in the camps are either very pleased or pleased with the services related to security in the camps. Next highest proportion is observed with satisfaction of the religious services. A total of 82 percent of the refugees in the camps are very pleased or pleased with the religious services. Next highest satisfaction levels are observed with educational services, attitudes of the personal and social facilities. A total of 67 percent of the refugees in the camps are very pleased or pleased with the educational services and total of 61 percent of them are very pleased or pleased with the attitudes of personnel and a total of 58 percent of them are very pleased or pleased with the social facilities in the camps.

In addition relatively high percentages of those refugees in the camps are very pleased or pleased with food services (52 percent) and health services (58 percent). *Table 12.1.3* gives a list of the most important problems in the camps as viewed by the Syrian refugees. This table is prepared in response to the question which asked each of the refugees to list three most problems in the camps. About a total of the 16 percent of the problems are not categorized. According to this table most of the refugees in the camps view “entry/exits/visitor” as the most important problem in the camps. The “expensive prices in the grocery/insufficiency of the cards(each householder gets monetary aids per family member each month)” is considered as the second most important problem in view of the refugees in the camps. However, this category must be combined with the category of “food services”. In that case, the “food related expensive prices/insufficiency of the cards” becomes the problem cited as the most important problem by the refugees in the camps. Another important problem cited by the refugees is the insufficiency of the tents/containers. The other problems that are cited as important by the refugees are “health care”, “bath/toilet/hygiene”, “the quality of water” and “climatization/air conditioning”. We note that more of the women (about 12 percent) cited “bath/toilet/hygiene” as a problem than men.

**Table 12.1.1** The Syrian Refugees’ Assessments of Services in the Camps, in Camps, Turkey 2013 (%)

**Table 12.1.2** What Do Syrian Refugees think about Attitudes of the Camp Personnel? In Camps, Turkey 2013

**Table 12.1.3** What are the most Important Problems in the Camps as Viewed by the Syrian Refugees? The Distribution by Gender, in Camps, Turkey 2013 (%)



Kilis Öncüpinar Container City

Assessment of Services in the Camps	Very pleased	Pleased	Undecided	Not pleased	Not pleased at all	Total Percent	Total Number
Security	40.6	47.8	8.2	2.9	0.6	100.0	1 400
Food	20.0	32.3	19.8	20.1	7.8	100.0	1 295
Health	22.1	35.4	18.1	17.3	7.1	100.0	1 392
Education	25.1	41.8	22.0	9.8	1.4	100.0	1 329
Religious Services	32.8	49.0	10.6	6.5	1.1	100.0	1 374
Social Facilities	22.8	35.4	20.0	16.4	5.4	100.0	1 349
Attitudes of the personnel	22.8	38.5	25.5	10.5	2.7	100.0	1 378
Meeting your demands	20.3	29.0	23.1	18.9	8.6	100.0	1 344

Evaluation of the Attitudes of Camp Personnel	Very Good	Good	Average	Bad	Very Bad	Total Percent	Total Number
Security	30.6	49.1	11.2	4.3	4.8	100.0	1 386
Health	18.8	36.7	22.4	14.6	7.4	100.0	1 244
Educational	20.3	39.9	19.2	13.8	6.8	100.0	1 367
Camp Administration	21.1	43.9	22.4	8.1	4.6	100.0	1 318
Camp Chief	21.9	37.1	22.4	13.2	5.4	100.0	1 359
Religious Services	22.1	39.7	20.7	12.1	5.4	100.0	1 343
Others	26.4	51.1	12.0	6.9	3.6	100.0	1 328

Important Problems Related to the Camps	Male	Female	Total
Entry and Exit/Visitor Registraton	12.5	10.4	12.3
Expensive prices in the grocery/Insufficiency of the cards	9.7	11.0	10.1
Insufficient capacity of tents/containers	9.5	7.1	9.1
Food Services	10.0	4.5	9.0
Health Care Services	7.9	8.4	8.1
Bath/Toilet/Hygiene	5.9	12.3	7.4
The quality of water	7.0	8.4	7.4
Climatization/air conditioning	6.8	7.1	7.0
Need for appliances (Refrigerator, Washing machine etc.)	3.6	9.1	4.9
Insects	3.8	1.3	3.3
Training/Educational Services	2.9	1.9	2.7
Administrative Services	2.1	4.5	2.7
Others-not classified	18.4	13.6	16.0
<b>Total Percent</b>	<b>100.0</b>	<b>100.0</b>	<b>100.0</b>
<b>Total Number</b>	<b>559</b>	<b>154</b>	<b>701</b>

## 12.2. School and Educational Course Attendance

*Table 12.2.1* gives information about the school attendance of the Syrian refugee children 6-11 years old and the type of schools attended. As it is obvious from this table very few of the children out of the camps attend a school. More clearly, while about 83 percent of the children 6-11 years old in the camps attend a school, only about 14% of the children 6-11 years old out of the camps attend a school. Of those refugee children who attend school in the camps, 38 percent of them attend a center organized by the municipality, NGOs, or the Syrian citizens. This same percentage is about 33 among the refugee children out of the camps. Thus, the largest percentages of the children in and out of camps attend a center organized by municipality/NGO/Syrian citizens. We also note that a larger percentage of the children attending school out of the camps go to a formal Turkish school with 31 percent, while the same percentage for the similar children in the camps is 17 percent. Further, 29 percent of the children in the camps attending school go to a Turkish school as guest student while the same percentage for the similar children out of the camps is 25 percent.

*Table 12.2.2* gives the proportion of the male and female Syrian refugees who attended various educational courses. It seems that the most popular educational course is that of the holy book Quran. Almost 40 percent of the male refugees and 27 percent of the female refugees participated in a course on Quran.

The second most popular educational course was Turkish literacy. About 27 percent each of the male and female refugees participated in a course in Turkish literacy. Further, nine percent of male refugees and twice as much, 18 percent of the female refugees participated in an educational course on needlework. Those who participated in educational course on hairdressing and handcraft were slightly more among females than among males. Other educational courses attracted about 14-15 percent of the each of the males and females.

In a separate question not shown in this report, a large proportion of the refugees were very satisfied with the educational courses they attended. We note that the availability and the variability of the educational courses should be increased.

**Table 12.2.1** School Attendance of the Syrian Refugee Children, 6-11 Years Old, in Camps and out of Camps, Turkey 2013 (%)

**Table 12.2.2** What are the Educational Courses Attended by the Syrian Refugees? The Distribution by Gender, in Camps, Turkey 2013 (%)



Şanlıurfa Harran Container City

School Attendance	In Camps	Out of Camps	Total
Total number of children attending school	1 104	150	1 254
Percent of children attending school	82.7	13.8	51.8
The Total number of children 6-11 years old	1 335	1 087	2 422

The Type of the School Attended	In Camps	Out of Camps	Total
Turkish School (Formal)	16.7	31.3	18.1
Turkish School (Guest Student)	28.8	25.0	28.4
Centers organized by Municipality, NGO or Syrian citizens	37.5	32.8	37.1
Other	17.0	10.9	16.4
<b>Total Percent</b>	<b>100.0</b>	<b>100.0</b>	<b>100.0</b>
<b>Total Number</b>	<b>605</b>	<b>64</b>	<b>669</b>

Courses Attended	In Camps		
	Male	Female	Total
Hairdressing	3.4	6.8	3.9
Turkish literacy	26.6	27.3	26.7
Holy book Quran	38.9	27.3	37.1
Computer	3.6	1.1	3.2
Needlework	8.9	18.2	10.4
Handicraft	4.0	5.7	4.3
Other	14.5	13.6	14.3
<b>Total Percent</b>	<b>100.0</b>	<b>100.0</b>	<b>100.0</b>
<b>Total Number</b>	<b>470</b>	<b>88</b>	<b>558</b>



## 13. Future Plans of the Syrian Refugees

In this chapter we consider the future plans of the Syrian refugees. These plans are examined in two parts. In the first part we examine the future plans while in Turkey and in the second part we consider the future plans of return to Syria. In both parts we examine the refugees in the camps and out of the camps respectively.

### 13.1. Future Plans While in Turkey

In this section we first consider the question of whether the Syrian refugees want to participate in the labor market in Turkey. More clearly, did the Syrian refugees look for a job in Turkey? The answers to this question are given in *Table 13.1.1*. We note right away that a significantly larger percentage of the Syrian refugees out of the camps stated that they looked for a job. About 49 percent of the male refugees in the camps and 64 percent of the females refugees in the camps stated that they looked for a job. This is in spite of the fact that those refugees in the camps are not allowed to work outside the camps in the Turkish labor market. We also note here that significantly larger percentage of the females than males in the camps looked for a job. When we consider the refugees out of the camps we observe that a higher percentage looked for a job than in the camps namely, 77 percent of each females and males looked for a job.

*Table 13.1.1* gives information also about whether the Syrian refugees want to learn Turkish or not. An overwhelming percent of the both male and female refugees both in the camps and out of the camps want to learn Turkish. The percentage of those who want to learn Turkish is about the same for males and females and around 87 percent for those in the camps and 86 percent for those out of the camps.

Next, we address the question of whether the Syrian refugees in the camps want to attend a vocational education course or not. This issue is examined for male and female refugees in the camps in *Figure 13.1.1*. This figure shows that 45 percent of male and 56 percent of female refugees in the camps want to attend a vocational education course. We note the percentage of females who want to attend a vocational education course is higher than that of males by about ten percentage points. We consider the percentages of those male and female refugees who would like to attend a vocational education course is rather low in view of the fact that most of the Syrian refugees in particular women stated not to have a vocation in a separate question results of which are not shown in this report. We believe that it is important to offer vocational education courses for the refugees and encourage them to participate in these courses and give those who complete the courses, certificates in return for their participation.

**Table 13.1.1** Did the Syrian Refugees Look for a Job in Turkey and Do They Want to Learn Turkish? The Distribution by Gender, in Camps and out of Camps, Turkey, 2013 (%)

**Figure 13.1.1** Do the Syrian Refugees Want to Attend a Vocational Education Course? Distribution by Gender, in Camps, Turkey 2013 (%)

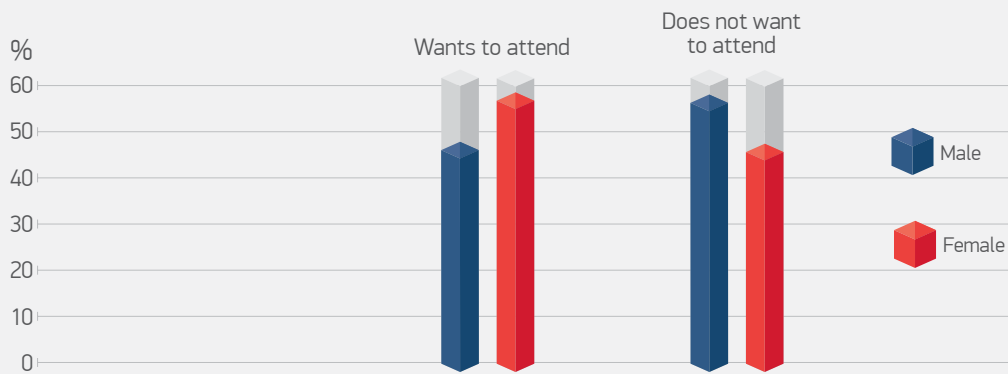


Şanlıurfa Harran Container City

Did They Look for a Job in Turkey?	In Camps			Out of Camps		
	Male	Female	Total	Male	Female	Total
Yes	49.3	64.3	51.9	77.1	76.6	77.0
No	50.7	35.7	48.1	22.9	23.4	23.0
<b>Total Percent</b>	<b>100.0</b>	<b>100.0</b>	<b>100.0</b>	<b>100.0</b>	<b>100.0</b>	<b>100.0</b>
<b>Total Number</b>	<b>1 176</b>	<b>244</b>	<b>1 420</b>	<b>890</b>	<b>252</b>	<b>1 142</b>

Do They Want to Learn Turkish?	In Camps			Out of Camps		
	Male	Female	Total	Male	Female	Total
Yes	86.6	87.3	86.8	85.5	86.0	85.6
No	13.4	12.7	13.2	14.5	14.0	14.4
<b>Total Percent</b>	<b>100.0</b>	<b>100.0</b>	<b>100.0</b>	<b>100.0</b>	<b>100.0</b>	<b>100.0</b>
<b>Total Number</b>	<b>1 130</b>	<b>237</b>	<b>1 367</b>	<b>875</b>	<b>250</b>	<b>1 125</b>



Do They Want to Attend a Vocational Education Course?	In Camps		
	Male	Female	Total
Wants to attend	45.1	55.5	46.9
Does not want to attend	54.9	44.5	53.1
<b>Total Percent</b>	<b>100.0</b>	<b>100.0</b>	<b>100.0</b>
<b>Total Number</b>	<b>1 125</b>	<b>238</b>	<b>1 363</b>

### 13.2. Future Plans for Return to Syria

In *Figure 13.2.1* we examine the return plans to Syria of the Syrian refugees. We observe that more than half of the refugees in the camps and out of the camps plan to return to Syria when the conflict in Syria ends. More clearly, 56 percent of those in the camps and 63 percent of those out of the camps plan to return to Syria when the conflict ends. A significantly high 25 percent of those in the camps and 15 percent of those out of camps plan to return when the government changes. About 9 and 10 percent of those in and out of camps respectively, plan to return when the conflict in the city they used to live in ends. Further, 5 percent of those in the camps and 8 percent of those out of the camps never plan to return to Syria.

Will the Syrian refugees have a shelter when they return to Syria? This question is addressed in *Figure 13.2.2*. We observe right away that only less than half of the Syrian refugees think that they will have a shelter when they return to Syria. The relevant percentages are as follows. About 41 percent of the male and 37 percent of the female refugees in the camps think that they will have a shelter when they return to Syria. In contrast, 46 percent of male and 43 percent of female refugees out of the camps think that they will have a shelter when they return to Syria. The relatively low percentages of the Syrian refugees who think they will have a shelter when they return to Syria should give a reason for concern about the return of refugees.

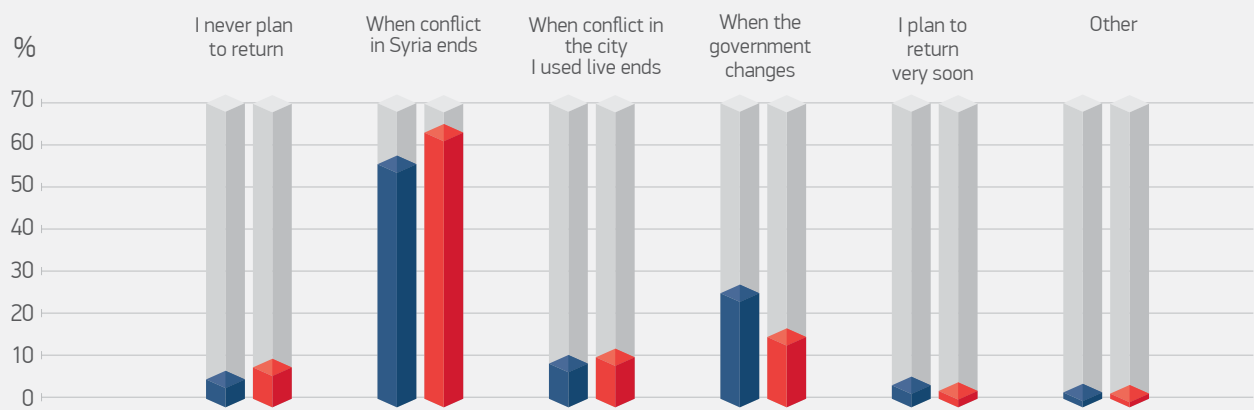
Will the Syrian Refugees have a job when they return to Syria? This question is addressed in *Figure 13.2.3*. We observe right away that only less than half of the Syrian refugees think they will have a job when they return to Syria. The percentages indicating this situation are as follows. About 44 percent of the male and 36 percent of the female refugees in the camps think that they will have a job when they return to Syria. Slightly lower percentages are observed for men out of the camps. About 38 percent of male and 37 percent of female refugees out of the camps think that they will have a job when they return to Syria. Thus, percentages of those who think that they will have a job when they return to Syria are relatively low. This should give a reason for concern about the return of the Syria.

**Figure 13.2.1** When Do the Syrian Refugees Plan to return to Syria? In Camps and out of Camps, Turkey, 2013 (%)

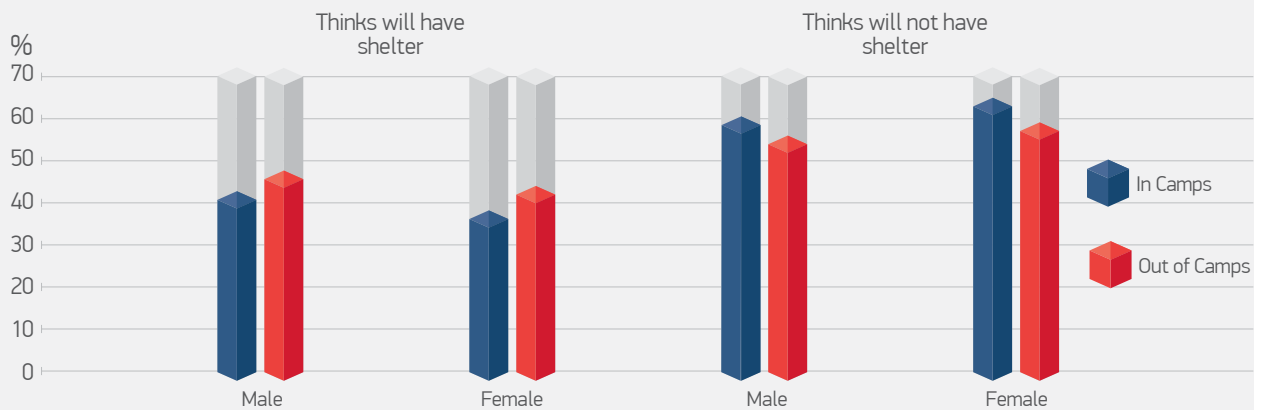
**Table 13.2.2** Do the Syrian Refugees Think They will have a Shelter When They Return to Syria? Distribution by Gender, in Camps and out of Camps, Turkey, 2013 (%)

**Figure 13.2.3** Do the Syrian Refugees Think that They Will Have a Job When They Return to Syria? The Distribution by Gender, in Camps and out of Camps, Turkey 2013 (%)

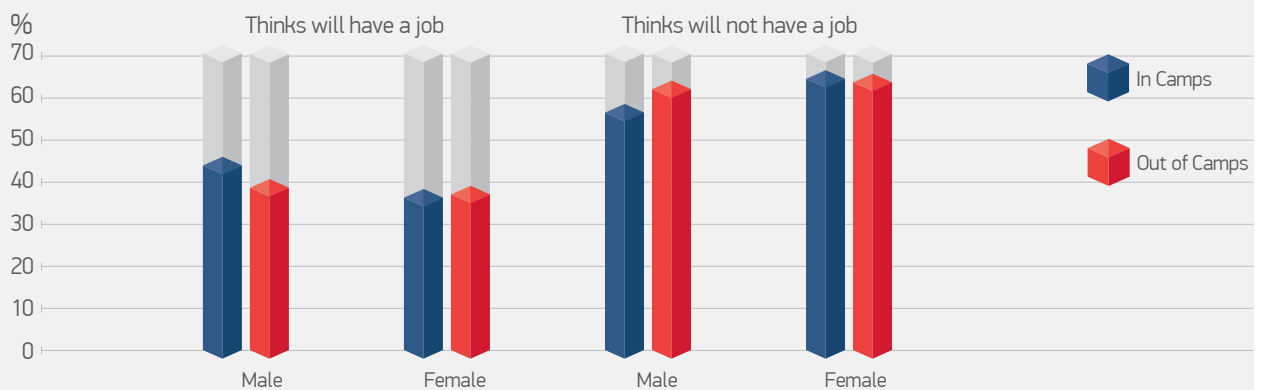




When do They Plan to Return?	In Camps		Out of Camps		
	Number	Percent	Number	Percent	
I never plan to return	65	4.6	88	7.7	
When conflict in Syria ends	791	55.9	728	63.4	
When conflict in the city I used live ends	124	8.8	117	10.2	
When the government changes	358	25.3	173	15.1	
I plan to return very soon	51	3.6	24	2.1	
Other	26	1.8	18	1.6	
<b>Total Percent</b>	<b>100.0%</b>		<b>100.0%</b>		
<b>Total Number</b>	<b>1 415</b>		<b>1 148</b>		



Do They Think They will have a Shelter When They Return to Syria?	In Camps			Out of Camps		
	Male	Female	Total	Male	Female	Total
Will have shelter	41.0	36.6	40.2	45.7	42.5	44.9
Will not have shelter	59.0	63.4	59.8	54.3	57.5	55.1
<b>Total Percent</b>	<b>100.0</b>	<b>100.0</b>	<b>100.0</b>	<b>100.0</b>	<b>100.0</b>	<b>100.0</b>
<b>Total Number</b>	<b>2 547</b>	<b>243</b>	<b>2 790</b>	<b>876</b>	<b>252</b>	<b>1 128</b>



Do They Think They will have a Job When They Return to Syria?	In Camps			Out of Camps		
	Male	Female	Total	Male	Female	Total
Thinks will have a job	43.9	36.0	42.5	38.4	36.7	38.0
Thinks will not have a job	56.1	64.0	57.5	61.6	63.3	62.0
<b>Total Percent</b>	<b>100.0</b>	<b>100.0</b>	<b>100.0</b>	<b>100.0</b>	<b>100.0</b>	<b>100.0</b>
<b>Total Number</b>	<b>1 124</b>	<b>239</b>	<b>1 363</b>	<b>860</b>	<b>237</b>	<b>1 097</b>

# Syrian Refugees in Turkey, 2013

## PROJECTS TO BE SPONSORED BY DONORS

- 1**    **Name of Project**                      10,000 Person Capacity Container-City

**Subject of the Project**              Demand for temporary protection for those coming from Syria, and all the accessories to create a temporary settlement.

**Cost of the Project**                    33 Million Dollars
- 2**    **Name of Project**                      5,000 Person Capacity Container-City

**Subject of the Project**              Demand for temporary protection for those coming from Syria, and all the accessories to create a temporary settlement.

**Cost of the Project**                    17 Million Dollars
- 3**    **Name of Project**                      10,000 Person Capacity Tent-City

**Subject of the Project**              Demand for temporary protection for those coming from Syria, and all the accessories to create a temporary settlement.

**Cost of the Project**                    10 Million Dollars
- 4**    **Name of Project**                      5,000 Person Capacity Tent-City

**Subject of the Project**              Demand for temporary protection for those coming from Syria, and all the accessories to create a temporary settlement.

**Cost of the Project**                    5 Million Dollars
- 5**    **Name of Project**                      5,000 Person Capacity Tent-City Businesses.

**Subject of the Project**              Persons who are seeking temporary protection from Syria monthly nutrition, clothing, hygiene, security, heating, etc. needs are met.

**Cost of the Project**                    2 Million Dollars
- 6**    **Name of Project**                      10,000 Person Capacity Tent-City Businesses.

**Subject of the Project**              Persons who are seeking temporary protection from Syria monthly nutrition, clothing, hygiene, security, heating, etc. needs are met.

**Cost of the Project**                    3.5 Million Dollars
- 7**    **Name of Project**                      10,000 Person Capacity Container-City Businesses.

**Subject of the Project**              Persons who are seeking temporary protection from Syria monthly nutrition, clothing, hygiene, security, heating, etc. needs are met.

**Cost of the Project**                    3.5 Million Dollars



## PROJECTS TO BE SPONSORED BY DONORS

8	Name of Project Subject of the Project Cost of the Project	5,000 Person Capacity Tent-City Businesses. Persons who are seeking temporary protection from Syria monthly nutrition, clothing, hygiene, security, heating, etc. needs are met. 2 Million Dollars
9	Name of Project Subject of the Project Cost of the Project	Sheltering center management system (AFKEN) To ensure monitoring and management of all the facilities in sheltering centers such as container and tent cities. 69.5 Thousand Dollars
10	Name of Project Subject of the Project Cost of the Project	AFAD aid distribution system (EYDAS) To achieve most effective aid distribution by matching donors with the people in need in one system and carrying out gap analysis between the aid supply and demand. 64.5 Thousand Dollars

\*These projects are conducted by AFAD.

\*\*For detailed information, please contact;

H.Halil Afşarata (AFAD- Head of Department of Strategy Development)  
halil.afsarata@afad.gov.tr (+90 312 258 23 81)

Esra Tosunoğlu (AFAD-Foreign Relations)  
esra.tosunoglu@afad.gov.tr (+90 312 258 23 23/1866)

Makbule Yalın (AFAD-Foreign Relations)  
makbule.yalin@afad.gov.tr (+90 312 258 23 23/1864)



**REPUBLIC OF TURKEY  
PRIME MINISTRY  
Disaster and Emergency Management Presidency**

TURKEY

SYRIA





**REPUBLIC OF TURKEY  
PRIME MINISTRY  
Disaster and Emergency Management Presidency**



REPUBLIC OF TURKEY  
PRIME MINISTRY  
Disaster and Emergency Management Presidency

[www.afad.gov.tr](http://www.afad.gov.tr)

**Address:** Kızılırmak Mah. Ufuk Üniversitesi Cad. N: 12  
Çukurambar / Söğütözü / Çankaya / Ankara - TURKEY

**Presidency pbx:** +90 (312) 258 23 23

**Presidency fax:** +90 (312) 220 26 14