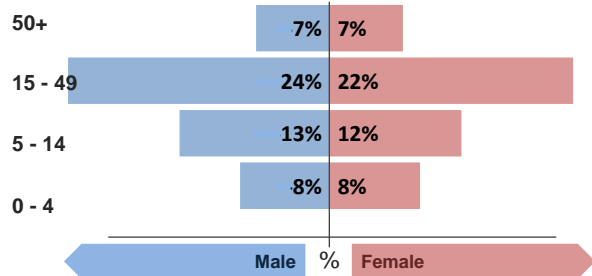


Refugee population

Total refugee population in reporting camps:

19,420 §

Demographic breakdown:



Key facts

Estimated total population living in camps:

81,240 §

*Camps reporting health data:

Duhok: **Gawilan**

Erbil: **Kawergosk, Qushtapa**

Population:

Syrian refugees

§ Source of population data: Estimates from UNHCR registration

Indicators at a glance

Indicator	Standard
1 Health utilisation rate	3.4 1 - 4
2 Number of consultations per clinician per day	28 < 50
3 Proportion of first time antenatal visits made < 1st trimester	N/A ≥ 90%
4 Measles vaccination rate	N/A > 95%
5 Full vaccination rate	N/A > 95%
6 Crude Mortality Rate (CMR) (/1000/month)	0.0 < 1.5
7 Under-five Mortality Rate (U5MR) (/1000/month)	0.0 < 3.0
8 Neonatal Mortality Rate (NNMR) (/1000 livebirths)	0.0 < 40

Notes

This public health profile for Kurdistan camps is compiled from health data obtained from reporting agencies. Data is collected using standardised Health Information System (HIS) data collection and reporting tools and aims to be as accurate as possible.

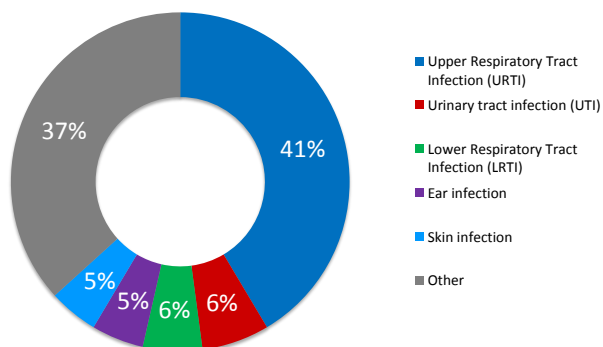
Agencies reporting:

PU-AMI (Gawilan)

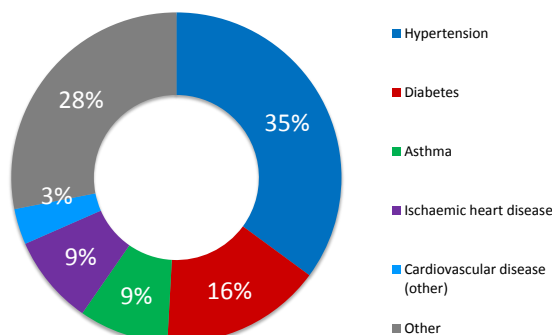
MSF (Kawergosk, Qushtapa)

Morbidity

Acute health conditions (%)



Chronic health conditions (%)



Top 5 acute health conditions

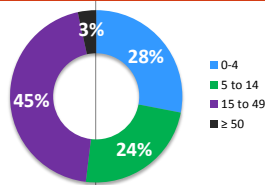
Condition	% morbidity	# of cases
1 Upper Respiratory Tract Infection (URTI)	41%	482
2 Urinary tract infection (UTI)	6%	75
3 Lower Respiratory Tract Infection (LRTI)	6%	66
4 Ear infection	5%	58
5 Skin infection	5%	55
- Other	37%	427

Top 5 chronic health conditions

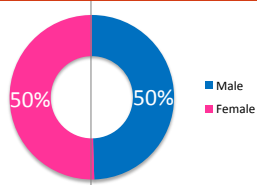
Condition	% morbidity	# of cases
1 Hypertension	35%	20
2 Diabetes	16%	9
3 Asthma	9%	5
4 Ischaemic heart disease	9%	5
5 Cardiovascular disease (other)	4%	2
- Other	28%	16

Breakdown of acute health conditions

by age

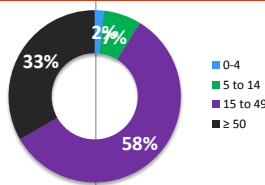


by gender

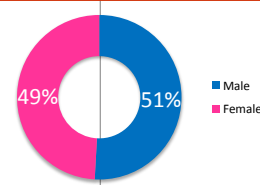


Breakdown of chronic health conditions

by age



by gender

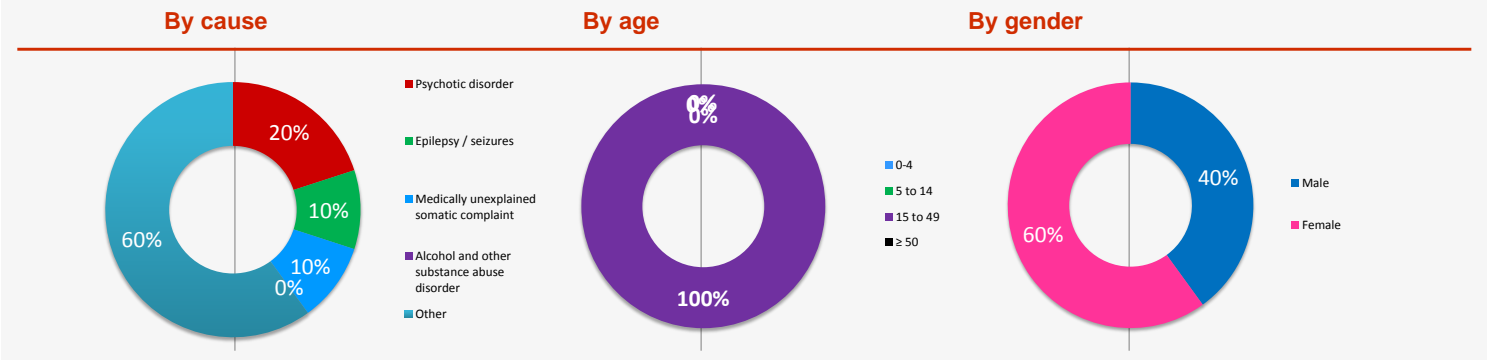


Public Health

Health Impact			Outbreak Alert and Response		
	Indicator	Standard		Indicator	Standard
Crude Mortality Rate (CMR) (/1000/month)	0.0	< 1.5	Number of outbreaks reported	0	
Under-five Mortality Rate (U5MR) (/1000/month)	0.0	< 3.0	% of outbreaks investigated within 48 hours		100%
Neonatal Mortality Rate (NNMR) (/1000 livebirths)	0.0	< 40	Laboratory		
			Number of laboratory samples	30	
Access and utilization			Immunization		
No. of health facilities	1.0	1 : < 10,000	Measles vaccination rate	N/A	> 95%
Total number of consultations	1,277		Full vaccination rate	N/A	> 95%
Health utilisation rate	3.4	1 - 4	Program drop-out rate	N/A	< 10%
No. of consultations per trained clinician per day	28	< 50	Vaccine wastage rate	N/A	< 8%
Reproductive health			Sexual and gender-based violence		
Proportion of first time antenatal visits made < 1st trimester	N/A	≥ 90%	Incidence of reported rape	0.0	

Top 3 Mental health conditions				Top 3 injuries			
	% morbidity	# of cases			% morbidity	# of cases	
1 Psychotic disorder	20%	4	1 Injury (unintentional)	62%	23		
2 Epilepsy / seizures	10%	2	2 Burns	35%	13		
3 Medically unexplained somatic complaint	10%	2	3 Accident	3%	1		
- Other	60%	12	- Other	0%	0		

Breakdown of mental health conditions



Breakdown of injuries

