



Registered (Feb 15 - Feb 21) 

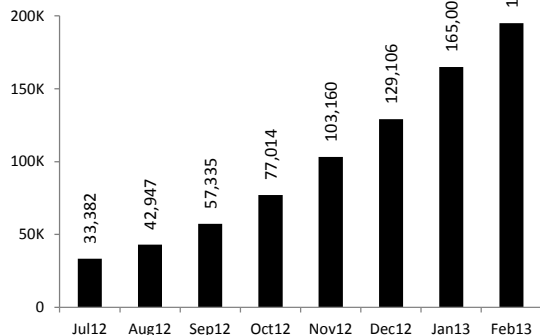
Beirut & Mt Leb	1,530
North	3,701
Bekaa	3,766
South	1,204
Total	10,201

	305,753	Total
	195,098	Registered
	110,655	Awaiting

	Total waiting	Average waiting days
Beirut & Mt Leb	36,604	94
North	20,773	32
Bekaa	22,288	45
South	30,990	108
Total	110,655	76

UNHCR Registered

■ Total Active Syrians (as of the end of each month)



Place of Origin

Place of Origin	Persons	% Total
Homs	76,264	39.3%
Idleb	29,357	15.0%
Aleppo	24,448	12.4%
Rural Damascus	22,826	11.8%
Hama	13,619	6.9%
Dar'a	6,846	3.5%
Damascus	2,998	1.5%
Deir-ez-zor	2,075	1.0%
Ar-raqqa	1,993	1.0%
Al-hasakeh	1,242	0.6%
Lattakia	1,091	0.6%
Tartous	418	0.2%
Quneitra	89	0.0%
As-sweida	43	0.0%
Others, n/a	11,789	6.1%

Age & Gender

Age	Females	Males	Total
0-4	18,921	19,875	38,796
5-11	18,870	19,908	38,778
12-17	12,232	12,779	25,011
18-59	46,901	40,475	87,376
60+	2,841	2,296	5,137
Total	99,765	95,333	195,098
	51.1%	48.9%	

Distribution of Syrians in Lebanon

	Persons	Households	% Total
Beirut	5,648	1,516	2.9%
Mount Lebanon	9,031	2,268	
El Meten	2,081	652	1.1%
Baabda	2,724	629	1.4%
Kesrwane	506	154	0.3%
Chouf	2,406	508	1.2%
Aley	1,181	282	0.6%
Jbeil	133	43	0.1%
North	91,611	20,647	18.0%
Akkar	35,166	7,827	14.3%
Tripoli	27,807	6,482	14.3%
El Minieh-Deni	17,496	3,864	9.0%
El Koura	4,897	1,106	2.5%
El Batroun	2,527	556	1.3%
Zgharta	3,423	745	1.8%
Bcharre	295	67	0.2%
Bekaa	74,820	15,872	16.3%
Zahle	31,891	6,639	13.0%
Baalbek	25,402	5,536	13.0%
West Bekaa	12,778	2,686	6.5%
Rachaya	2,455	506	1.3%
El Hermel	2,294	505	1.2%
South	13,988	2,972	1.6%
Sour	3,094	653	1.6%
Saida	7,339	1,558	3.8%
Marjaayoun	339	73	0.2%
Jezzine	152	35	0.1%
El Nabatieh	2,227	474	1.1%
Hasbaya	47	11	0.0%
Bent Jbeil	790	168	0.4%
Total Lebanon	195,098	43,275	

