


NYARUGUSU CAMP

Key figures

 **167, 128** Refugees and Asylum seekers in camp*




 **104, 160** Refugees from Burundi

 **65,722** Refugees pre-crisis




 At least **350** Persons arrive every day**

 **UNHCR** Leading Agency

Camp Coordination, Administration and Management








-  Ministry of Home Affairs
-  UNHCR
-  TWESA

Shelter





-  AIRD
-  CEMDO
-  TWESA

Partners by sector of intervention







Protection

-  HelpAge Intl
-  IOM
-  IRC
-  TRCS
-  TWESA
-  UNICEF
-  WLAC

SGBV

-  IRC
-  UNFPA
-  UNICEF
-  WLAC




Child protection

-  IRC
-  Plan Intl
-  SCI
-  TRCS
-  UNICEF
-  WLAC





Food

-  ADRA
-  TWESA
-  WFP







Education

-  IRC
-  PLAN Intl
-  UNICEF








Nutrition

-  ADRA
-  TRCS
-  UNICEF
-  WFP

WASH

-  OXFAM
-  TRCS
-  TWESA
-  Water Missions International
-  IRC
-  MSF

Health



-  UNFPA
-  IRC
-  MSF Swiss
-  TRCS
-  WFP
-  WHO
-  Spanish Red Cross

NFI—CRI

-  AIRD
-  CEMDO
-  PLAN Intl
-  IRC
-  TCRC
-  World Vision Tanzania

For more information or suggestions please contact:

IM Officer using TANKSIMO@unhcr.org or visit: <http://data.unhcr.org/burundi>

-  Activities ongoing
-  Activities not ongoing

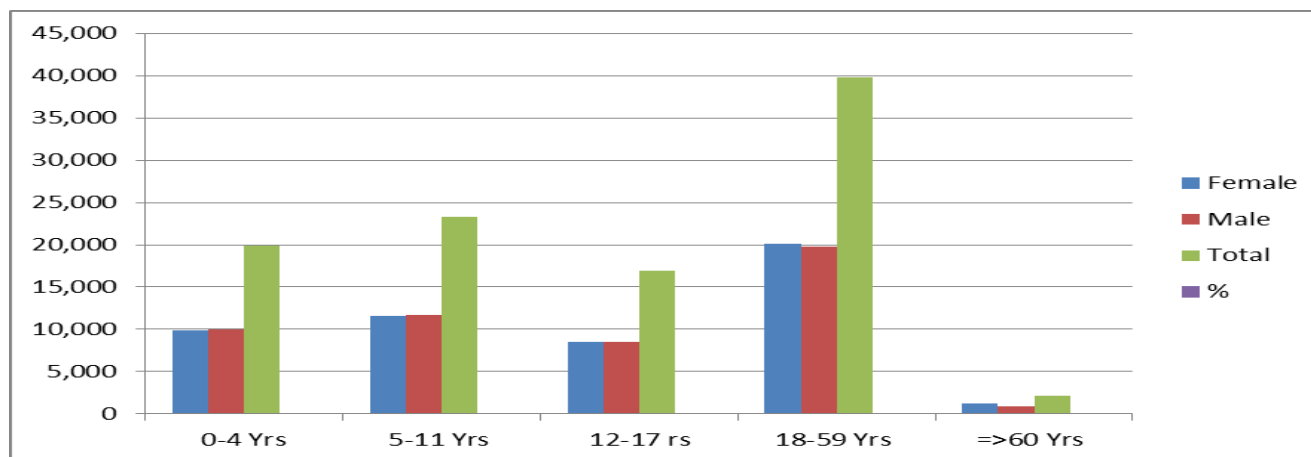
TANZANIA - Burundi refugee situation Nyarugusu camp profile

as of 11th October 2015



Age and Gender Breakdown in camp

Age Cohort	Female	Male	Total	%
0-4 Yrs	9,863	9,994	19,857	19.00%
5-11 Yrs	11,630	11,660	23,290	23.60%
12-17 rs	8,472	8,496	16,968	17.40%
18-59 Yrs	20,081	19,747	39,828	37.70%
=>60 Yrs	1,209	910	2,119	2.10%
Total	51,255 50.20%	50,807 49.80%	102,062	



For more information or suggestions please contact:

IM Officer using TANKSIMO@unhcr.org or visit: <http://data.unhcr.org/burundi>

Relocation of refugees from Nyarugusu to Nduta camp commenced on 07th October 2015. Thus far, as of 12th October 2015 **4,827** refugees (1,903 relocated from Nyarugusu | 2,924 new arrivals) refugees have been relocated in the new camp.

Profile and Criteria for Relocation of refugees from Nyarugusu to Nduta:

The following groups will be prioritized in the first phase of relocation from Nyarugusu to Nduta;

1. Refugees living in flood prone areas in the mass shelters in Nyarugusu;
2. New arrivals from all locations;
3. Refugee Incentive workers (approx. 7,500)

In Nduta the following has commenced;

1. Biometric registration of new arrivals
2. Dry food rations distributed to refugees from Nyarugusu

Please refer to relocation calendar for dates and number of pax to be relocated in the month of October 2015.