

Persons **13,584** Households **5,287** UNHCR Registered in DRC

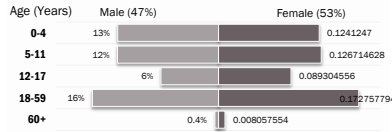
Updated on 19-07-2015

Total of individuals registered with biometrics	<b>12695</b>
Awaiting for biometrics registration	<b>899</b>
<b>Total person of concern</b>	<b>13594</b>

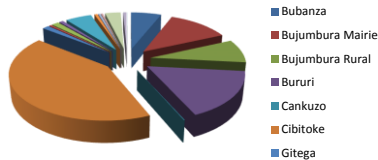
Breakdown by area of Origin of individuals registered with biometrics

Location	Persons	Households
Bubanza	760	281
Bujumbura Mairie	1,559	558
Bujumbura Rural	1,064	528
Bururi	2,120	910
Cankuzo	15	6
Cibitoke	5,345	1,935
Gitega	168	97
Karuzi	56	31
Kayanza	181	93
Kirundo	105	46
Makamba	654	266
Muramvya	78	36
Muyinga	61	33
Mwaro	46	20
Ngozi	392	166
Rutana	85	31
Ruyigi	6	3

% Age & Gender of Registered with biometrics



Statistic by locality in COO



**Total 12,695 5,040**

Specific Needs	Female	Male	Total
Pregnant women	103	-	103
Disability	8	13	21
Serious medical condition	108	32	140
Separated child	194	167	361
Single parent	913	41	954
Legal & physical protection needs	12	6	18
Unaccompanied child	9	22	31
Women at risk	451	-	451

An individual can have more than one specific need

Total Individuals with Specific N **2,079**

Demography of the currently active Burundian registered with Biometrics

Age & Gender	Total Individuals					
<b>Age</b>	<b>0-4</b>	<b>5-11</b>	<b>12-17</b>	<b>18-59</b>	<b>60+</b>	
Female	1,562	1,574	1,043	2,317	115	<b>6,611</b>
Male	1,531	1,580	854	2,062	57	<b>6,084</b>
<b>Total</b>	<b>3,093</b>	<b>3,154</b>	<b>1,897</b>	<b>4,379</b>	<b>172</b>	<b>12,695</b>
% of which women aged 15 and over	23.6%	23.8%	15.8%	35.0%	1.7%	Average family size: 3

Movement of convoys to Lusenda

Convoy date	Persons	Households
01-06-15	326	85
02-06-15	306	112
03-06-15	312	77
05-06-15	312	153
09-06-15	190	69
10-06-15	135	39
11-06-15	324	94
13-06-15	270	79
14-06-15	237	92
15-06-15	125	54
16-06-15	321	120
17-06-15	324	112
19-06-15	190	80
22-06-15	277	93
23-06-15	153	106
24-06-15	245	97
26-06-15	161	52
28-06-15	270	101
29-06-15	87	27
30-06-15	172	72
01-07-15	435	161
Family reunion	18	
02-07-15	187	74
03-07-15	131	25
04-07-15	234	71
05-07-15	239	142
10-07-15	268	61
11-07-15	267	136
12-07-15	179	102
13-07-15	271	57

**Total 6,966 2,543**

Demography of the currently active in Lusenda Site.

Age & Gender	Total Individuals					
<b>Age</b>	<b>0-4</b>	<b>5-11</b>	<b>12-17</b>	<b>18-59</b>	<b>60+</b>	
Female	869	817	418	1,423	56	<b>3,583</b>
Male	804	872	369	1,312	26	<b>3,383</b>
<b>Total</b>	<b>1,673</b>	<b>1,689</b>	<b>787</b>	<b>2,735</b>	<b>82</b>	<b>6,966</b>
% of which women aged 15 and over	12.5%	11.7%	6.0%	20.4%	1%	

Hosting Breakdown	Persons	Households
People in Hosting Families	5,962	2,485
People in Lusenda Site	6,966	2,543
People in TC Kavimvira	516	204
People in RP Sange	36	7
People in TC Monge Monge	104	48
<b>Total</b>	<b>13,584</b>	<b>5,287</b>

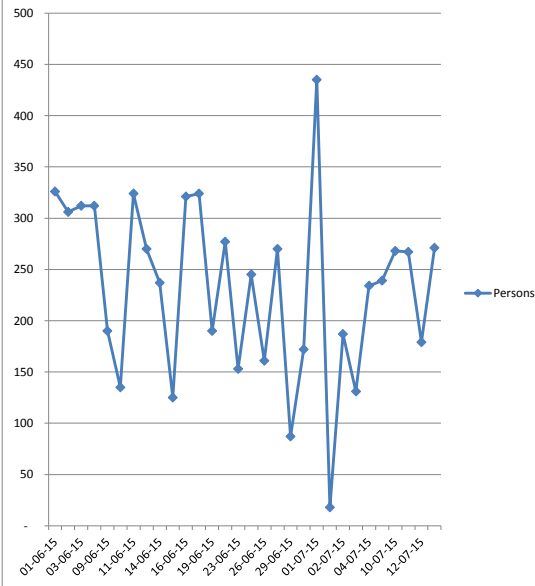
Location in COD of Registration Level 1

Province	Territory	Location	Persons	Households
Sud-Kivu	Uvira	TC Kavimvira	1,466	553
		RP Sange	10	3
		Luvungi	2,425	1,002
		Cité de Sange	614	183
		Kamanyola	1,346	612
		Uvira center	1,596	562
		Lubarika	511	291
		Runingu	116	45
		Rusabagi	616	154
		Hongerok/Kilba	29	10
	Fizi	Kangado	121	51
		Bwegera	443	104
		Katogota	214	79
		Rwenena	218	58
		Luberizi	356	111
		Mboko	694	257
		Baraka	434	215
		Sebele	247	82
		Lusenda	27	14
		Kenya	257	88
Maniema	Kabambare	Lukolo	229	123
		Muzinga Mango	19	12
Katanga	Kalemie	Kalemie	7	3
	Lubumbashi	Lubumbashi	490	226
<b>TOTAL</b>			<b>13,584</b>	<b>5,287</b>

Mapping data



Movement of convoys to Lusenda



Lusenda breakdown by Age & Gender

