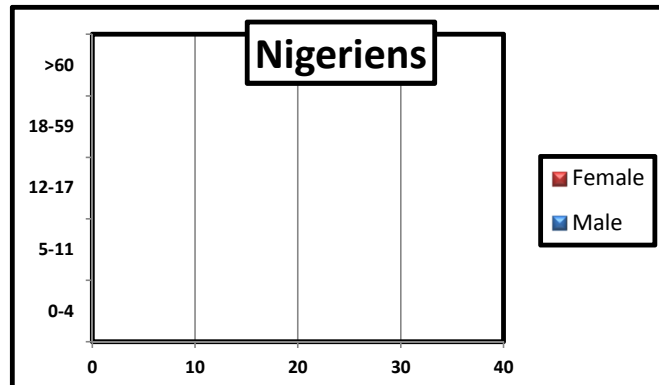
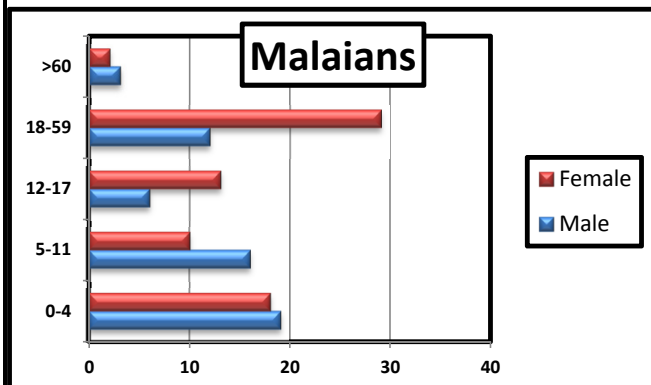


Profile of the registered population

	Level 1 registration					un-registered				
	Malian		Nigerien		Total	Malian		Nigerien		Total
BANIBANGOU	41	128			41	128				

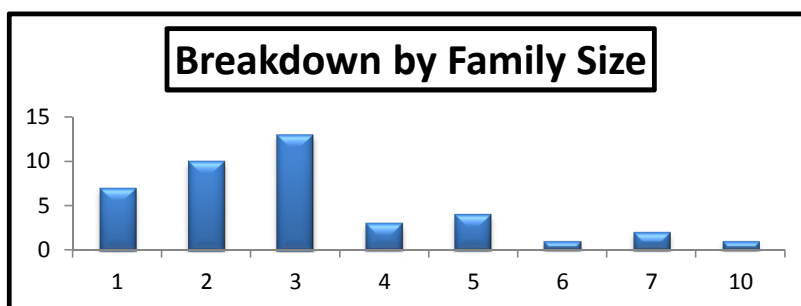
a. Age and gender Breakdown

		Malian					Nigerien				
		0-4	5-11	12-17	18-59	>60	0-4	5-11	12-17	18-59	>60
BANIBANGOU	Male	19	16	6	12	3					
	Female	18	10	13	29	2					
	Total	37	26	19	41	5					



b. By family size

Size	Total HH	
1	7	17%
2	10	24%
3	13	32%
4	3	7%
5	4	10%
6	1	2%
7	2	5%
10	1	2%
Grand Total	41	100%



b. By Place of habitual residence

	Malian HH		Nigerien HH		Grand Total	
GAO	1	2%			1	2%
KIDAL	13	32%			13	32%
MENAKA	27	66%			27	66%
Grand Total	41	100%			41	100%

