

# PMT Mogadishu Dashboard

Last Updated 10/02/2012 12:04

Total estimate displacements from Mogadishu

**9,200**

Total Displacements Nationwide

**61,000**

Leaving the City To Areas Within Mogadishu

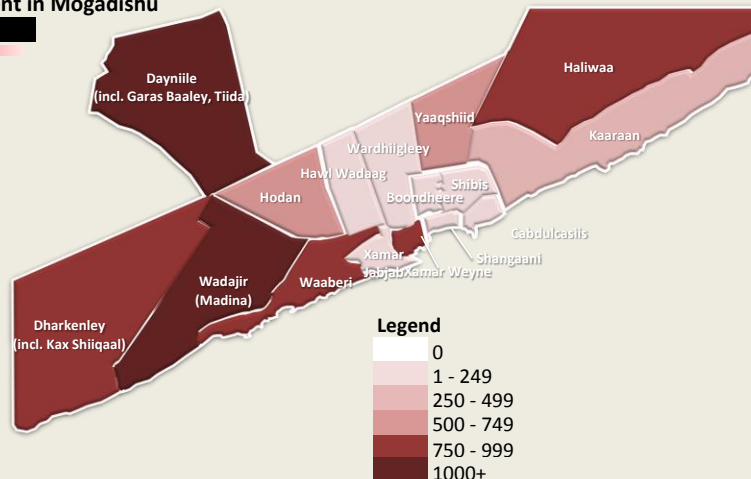
**3,100**

**6,200**

From **1 Dec 2011 to date**

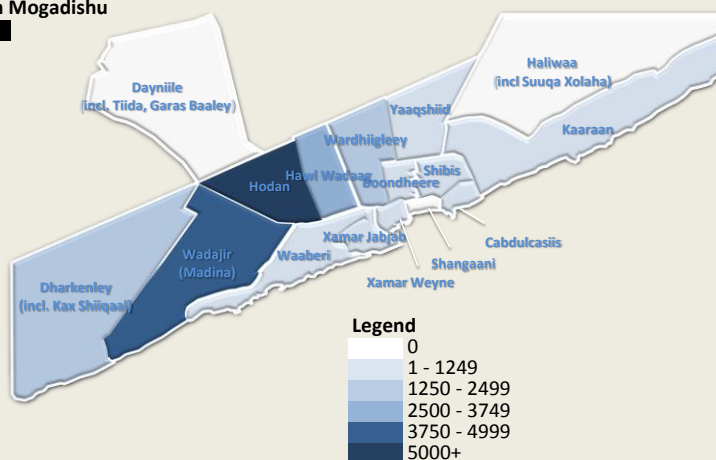
## Sources of Displacement in Mogadishu

District	Displacement
Dayniile	1,840
Wadajir	1,160
Banadir	910
Dharkenley	900
Waaberi	800
Xamar Weyne	780
Haliwaa	760
Hodan	560
Yaqaashiid	550
Kaaraan	320
Wardhiigley	200
Hawl Wadaag	180
Xamar Jabjab	130
Shangaani	90
Boondheere	30
Cabdulcasiiis	10
Shibis	10

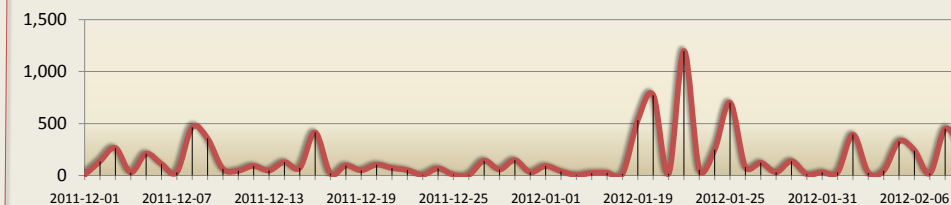


## Areas Receiving IDPs within Mogadishu

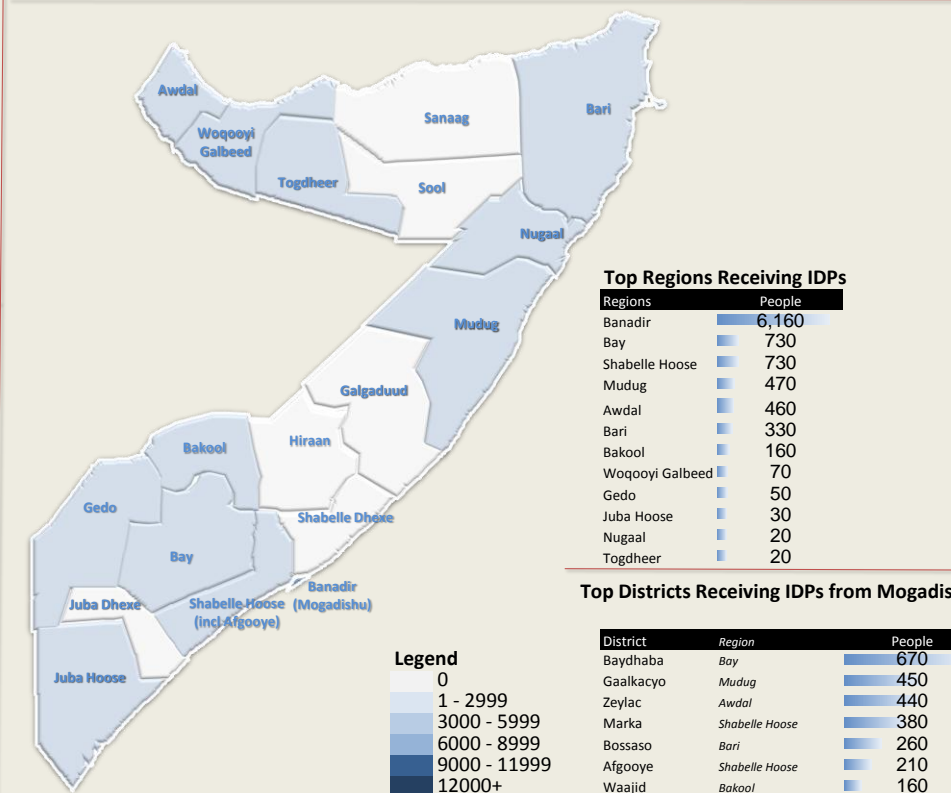
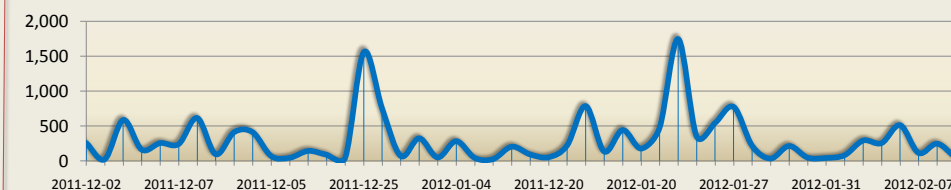
District	People
Hodan	5,440
Wadajir	4,110
Hawl Wadaag	2,530
Dharkenley	1,910
Banadir	1,620
Wardhiigley	1,370
Yaqaashiid	1,190
Cabdulcasiiis	700
Shibis	540
Boondheere	520
Kaaraan	460
Xamar Weyne	310
Waaberi	120
Xamar Jabjab	150
Dayniile	0
Haliwaa	0
Shangaani	0



## Graph of Displacement from Mogadishu



## Graph of Displacements to Mogadishu



### Top Regions Receiving IDPs

Regions	People
Banadir	6,160
Bay	730
Shabelle Hoose	730
Mudug	470
Awdal	460
Bari	330
Bakool	160
Woqooyi Galbeed	70
Gedo	50
Juba Hoose	30
Nugaal	20
Togdheer	20

### Top Districts Receiving IDPs from Mogadishu

District	Region	People
Baydhaba	Bay	670
Gaalkacyo	Mudug	450
Zeylac	Awdal	440
Marka	Shabelle Hoose	380
Bossaso	Bari	260
Afgooye	Shabelle Hoose	210
Waaajid	Bakool	160
Sablaale	Shabelle Hoose	130



For more information, contact:  
Needham Andreas - (PI Officer/Executive Assistant)-needham@unhcr.org

Data on displacement is obtained from the IASC Somalia Population Movement Tracking system

PMT/PMN is funded by



European Commission Humanitarian Aid



The People of Japan