

Population Movement Tracking Monthly Report

August 2011

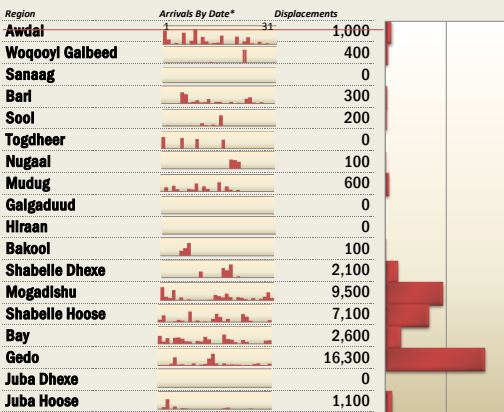


During the month of August, 42,000 displacements were recorded. The same number of displacements was recorded in January 2011. This is a decrease from the highest recorded figure in 2011, recorded during the previous month of July (63,000 displacements). Drought continues to be the largest reason for displacement at 73%. The majority of displacements were reported in Gedo region with more than 16,000 displacements. Of these, 12,000 displacements were within the region, 6,000 people were displaced to Belet Xawo district from Garbahaarey district due to drought. Reported insecurity in Shabelle Hoose districts of Afgooye, Jowhar, Marka and parts of Mogadishu accounted for 24% of overall displacements. Over 4,500 arrivals were reported in Afgooye; 3,200 were displaced from Mogadishu due to insecurity and the remainder was displaced from Shabelle Hoose due to drought. More than 12,000 displacements were reported in Mogadishu, 4,800 were insecurity-related displacements within Mogadishu. While 2,600 were drought-related displacements from Shabelle Hoose region. Over 600 drought-related displacements were recorded from Mogadishu and Afgooye to Zeylac district.

Total Displacements within Somalia

42,000 nationwide

Areas Receiving IDPs



* Arrivals by Date shows roughly when IDPs arrived during the month.

Top 10 Districts Receiving IDPs

District	Region	Displacements
Belet Xaawo	Gedo	7,960
Afgooye	Shabelle Hoose	4,780
Doolow	Gedo	2,700
Baardheere	Gedo	2,580
Baydhaba	Bay	2,420
Ceel Waaq	Gedo	2,330
Dharkenley	Banadir	2,290
Hodan	Banadir	2,140
Wadajir	Banadir	1,740
Jowhar	Shabelle Dhexe	1,720

Top 10 towns/cities Receiving IDPs

Town/City	Region	Displacements
Mogadishu	Banadir	9,550
Belet Xaawo	Gedo	7,960
Doolow	Gedo	2,700
Ceel Waaq	Gedo	2,330
Baydhaba	Bay	2,200
Baardheere	Gedo	2,070
Ceelasha	Shabelle Hoose	1,400
Xaawo-Cabdi	Shabelle Hoose	1,230
Jowhar	Shabelle Dhexe	960
Kismaayo	Juba Hoose	900

28,353 Somalis were registered in Dadaab (UNHCR Kenya)

Where people are coming from; By District/Town/City

Town/City	Displacements
Mogadishu	10,380
Garbahaarey	4,820
Baydhaba	2,440
Qoryooley	1,950
Buur Dhuubo	1,560
Qansax Dheere	1,340
Xudur	1,320
Waajid	1,270
Belet Xaawo	1,240
Baardheere	1,160

By District

District	Displacements
Garbahaarey	6,660
Baydhaba	3,540
Qoryooley	1,950
Qansax Dheere	1,920
Belet Xaawo	1,840
Baardheere	1,730
Ceel Waaq	1,650
Waajid	1,380
Wanla Weyn	1,380
Xudur	1,320

Not Including Mogadishu

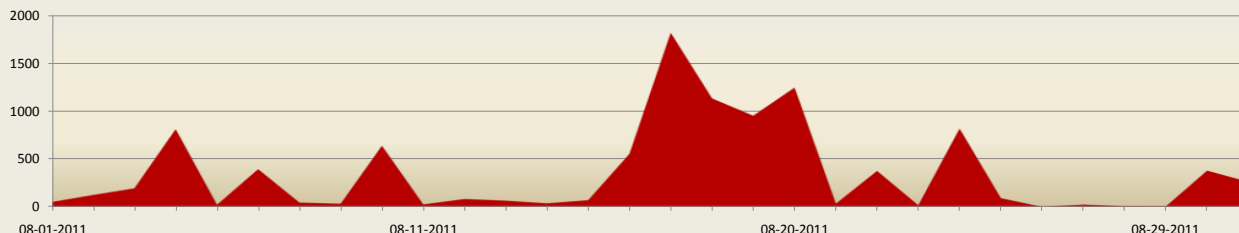
NOTE: These figures are estimates. They are intended to show population movement trends, not cumulative IDP population data. Figures are based upon reports received from local NGOs based in the field.

Mogadishu displacement

10,400

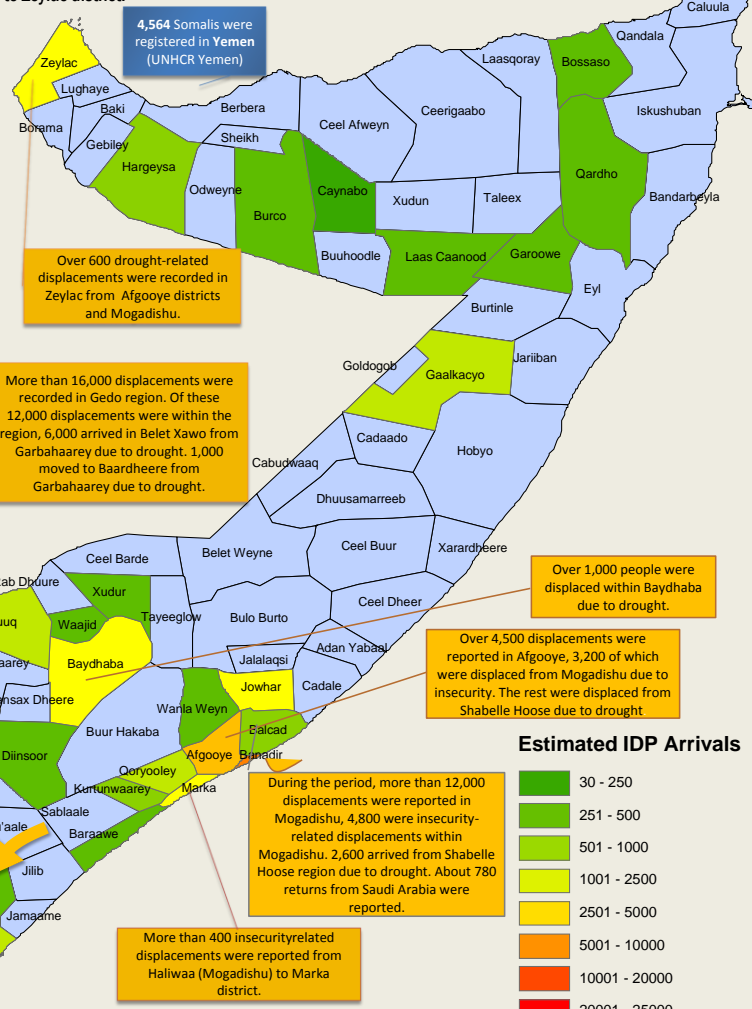
Leaving Mogadishu **7,200**

Within Mogadishu **3,200**




Returns to Mogadishu **1800**

Nationwide Returns **2000**



Estimated IDP Arrivals



Major Movements

SOMALIA Population Movement Tracking

Overview of Reports Received

Number of Reports Received

496

Causes of Movement

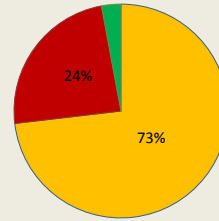
Type	People	Reports
Drought	32,450	358
Insecurity	10,260	89
IDP Return	2,000	13
Lack of livelihood	1,280	29

Breakdown of Reports by Location

Country	Region	Forms
Somalia	Somalia	326
Somalia	Somaliland	90
Somalia	Puntland	57
Kenya		21
Ethiopia		2

Movements outside of Somalia are not reported in the overall total figures

Reasons for Displacement



People

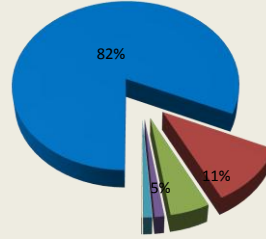
Drought	30,830
Insecurity	10,090
Lack of livelihood	1,230

Coping Mechanisms

Displacement trends reflect the tendency for IDPs to travel in groups and move to areas where they can find social/clan support.



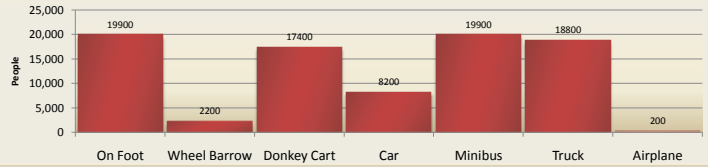
Priority Needs as stated by IDP respondents



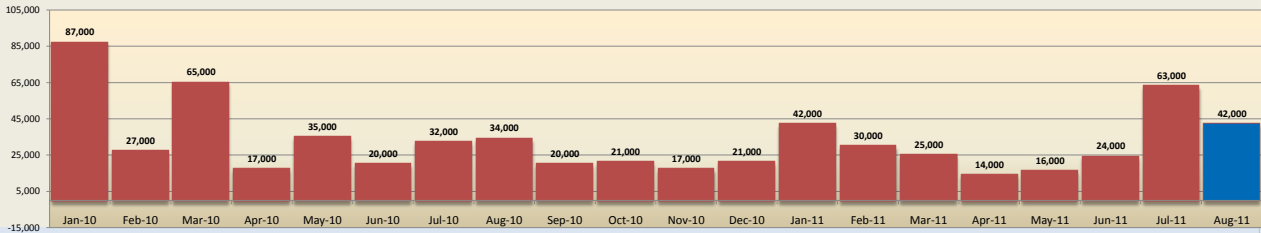
On a single form, IDPs can state various priority needs, this chart shows the top priorities only.

Mode of Transportation

The mode of transportation for IDPs varies from place to place. The following methods were reported. (Note: IDPs on a single form can declare various methods of transportation)



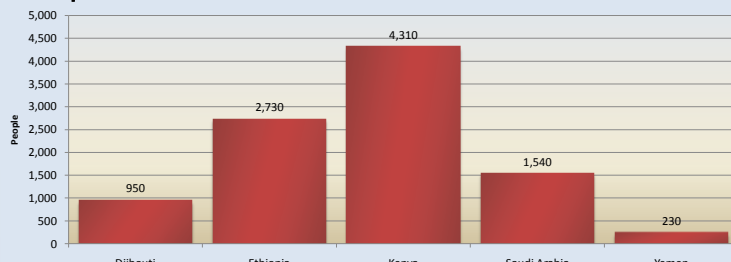
All Displacement since January 2010



Cross-Border Movement

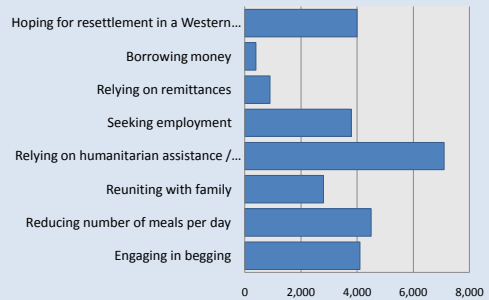
The region bordering Somalia continues to experience influx of new arrivals from Somalia; Kenya registered 28,353 new Somali arrivals in Dadaab (UNHCR Kenya) and 4,564 were registered in Yemen (UNHCR Yemen).

IDPs Expression of Intention to Cross International Borders

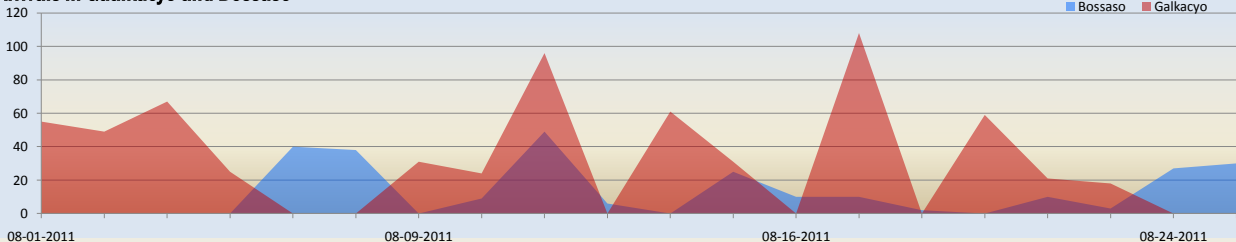


Please note that our database only accepts 1 final destination per form. The destination furthest away is the one entered in the database. For example a form that lists the final destination as "Saudi Arabia and Yemen" will have Saudi Arabia entered in the database. As a result the numbers above should be considered estimates and indicative of general trends only.

Coping Mechanisms (Mixed Migration)



Arrivals in Gaalkacyo and Bossaso



Source: IASC Somalia Population Movement Tracking system

PMT/PMN is funded by:

European Commission Humanitarian Aid

The People of Japan

For further information contact:

smawfiel@unhcr.org
needham@unhcr.org

Matthew Smawfield
Andreas Needham

Operations Data Manager
PI Officer/Executive Assistant