

PMT Mogadishu Dashboard

Last Updated 09/09/2011 12:35

Total estimate Displacements from Mogadishu

20,100

Leaving the City To Areas Within Mogadishu

10,900

9,200

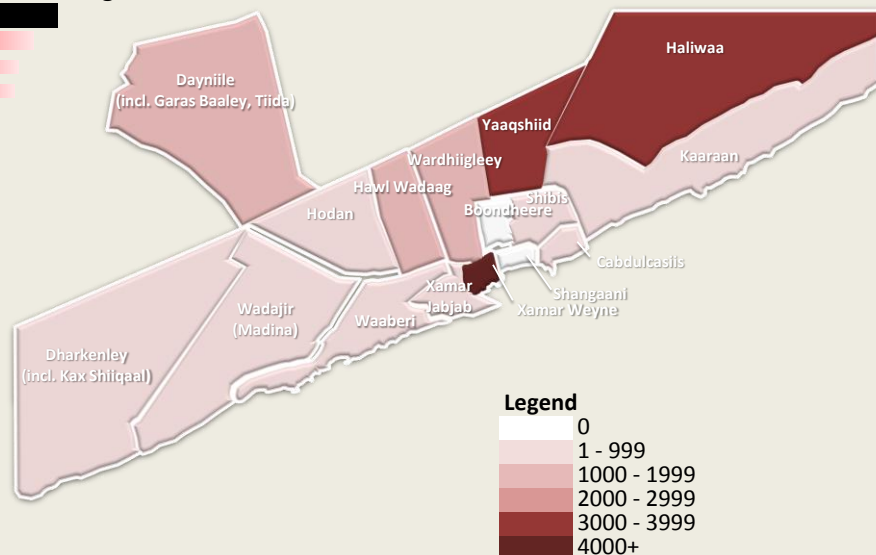
Total Displacements Nationwide

126,600

From **16 June 2011** to date

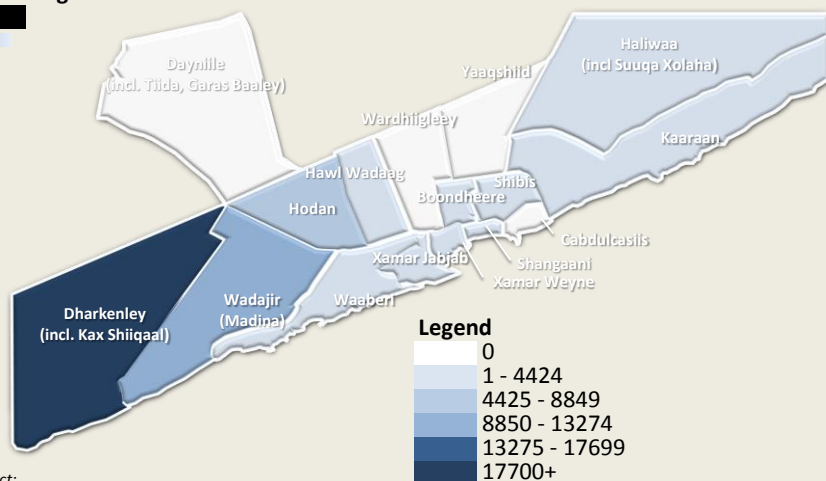
Sources of Displacement in Mogadishu

District	Displacement
Xamar Weyne	4,130
Yaaqshiid	3,490
Haliwaa	3,330
Banadir	1,780
Dayniile	1,760
Wardhiigley	1,170
Hawl Wadaag	1,100
Hodan	940
Wadajir	910
Dharkenley	800
Kaaraan	530
Xamar Jabjab	90
Shibis	70
Cabdulcasii	30
Waaberi	20
Boondheere	0
Shangaani	0

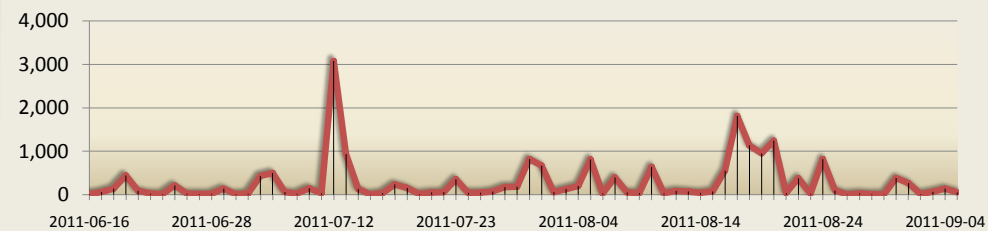


Areas Receiving IDPs within Mogadishu

District	People
Dharkenley	17,790
Wadajir	11,130
Hodan	7,410
Xamar Weyne	3,000
Boondheere	1,790
Banadir	1,560
Waaberi	1,480
Kaaraan	770
Shangaani	500
Haliwaa	350
Shibis	320
Hawl Wadaag	270
Xamar Jabjab	250
Cabdulcasii	0
Dayniile	0
Wardhiigley	0
Yaaqshiid	0

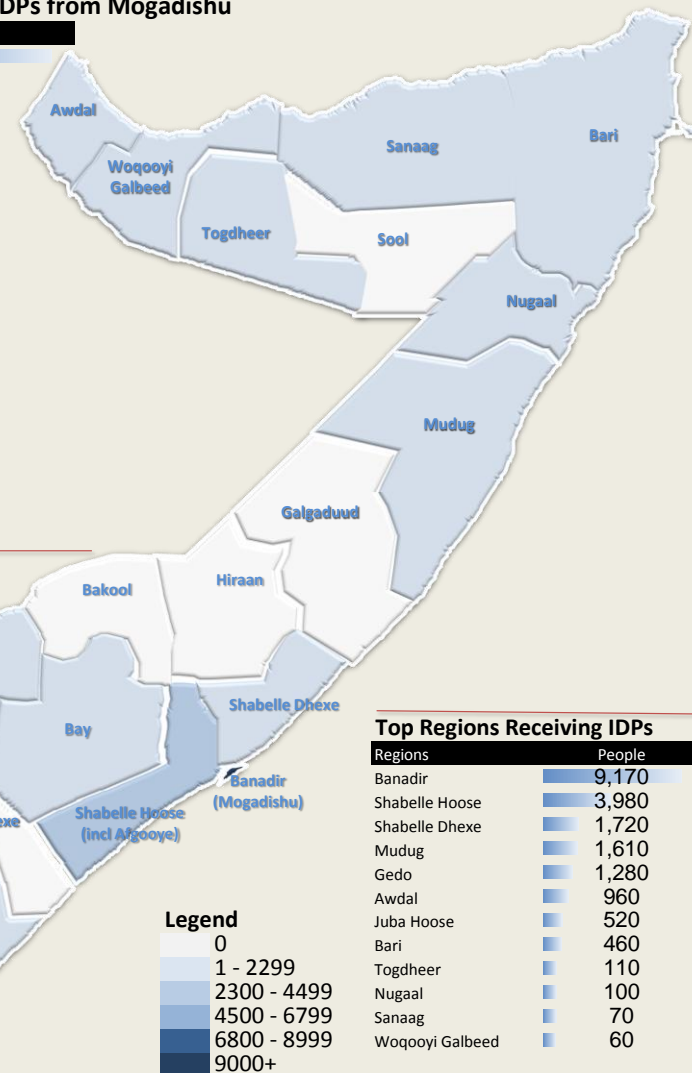


Graph of Displacement from Mogadishu



Top Districts Receiving IDPs from Mogadishu

District	People
Afgooye	3,570
Jowhar	1,720
Gaalkacyo	1,610
Belet Xaawo	1,030
Zeylac	960
Kismaayo	440
Marka	410
Bossaso	390



Top Regions Receiving IDPs

Regions	People
Banadir	9,170
Shabelle Hoose	3,980
Shabelle Dhexe	1,720
Mudug	1,610
Gedo	1,280
Awdal	960
Juba Hoose	520
Bari	460
Togdheer	110
Nugaal	100
Sanaag	70
Woqooyi Galbeed	60



For more information, contact:
 Needham Andreas - (PI Officer/Executive Assistant)-needham@unhcr.org
 Matthew Smawfield - Operations Data Manager - smawfiel@unhcr.org

Data on displacement is obtained from the IASC Somalia Population Movement Tracking system

PMT/PMN is funded by



European Commission Humanitarian Aid



The People of Japan