POPULATION STATISTICS AS OF 08-Sep-13 GENDRASSA

Week 36 (02-Sep-13 to 08-Sep-13)

UNHCR The UN Refugee Agency

Weekly Registration
Gender & age breakdown

No New Registration

Weekly Registration Trends

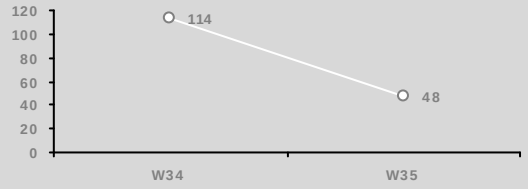

Weekly registration
02-Sep-13 to 08-Sep-13

TOTAL NEW REGISTRATION: 0
Newly Registered HH: 0

- New Birth: 0 (0%)
- Minor: 0 (0%)
- Female: 0 (0%)
- Unaccompanied and Separated Children: 0
- Women at risk: 0

* All individuals with specific needs have been referred to concerned partners
* An individual may have more than one specific needs

INACTIVE/CLOSURE AND REACTIVATION:
- Died: 0
- Other: 0
- Reactivation: 1

Inactivation reasons are
This individual was biometrically verified only incorrect event was applied, his status got corrected.

INTER CAMP TRANSFER TO Nil
- Transfer HH: 0
- Transfer Individual: 0

CUMULATIVE STATISTICS

Monthly Registration

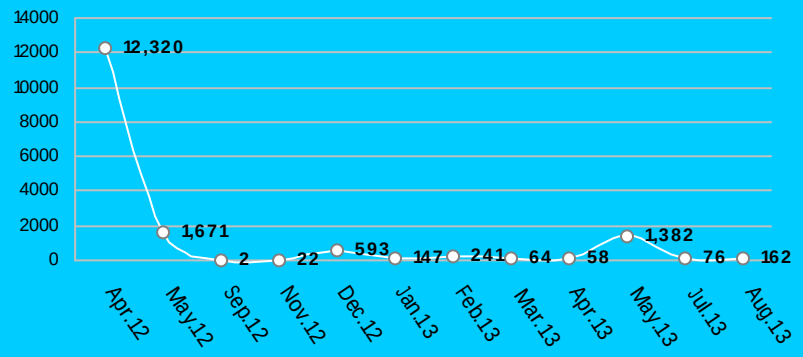

Cumulative gender & age breakdown

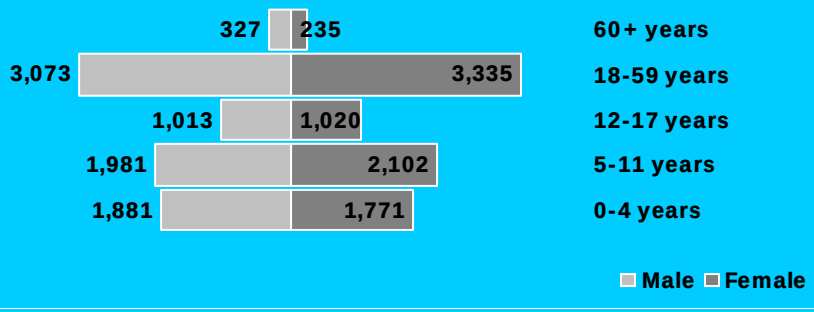

Cumulative statistics and trends

TOTAL POPULATION REGISTERED TO DATE:
- 16,738 individuals
- 4,171 households
-Female headed households: 1,684(40%)

Cumulative statistics
From 01-Jan-13 To 08-Sep-13
New Registered Refugees: 1,551
New Birth: 579

INTER CAMP TRANSFER TO KAYA,BATIL,DORO MOBILESERVER
- Transfer HH: 13
- Transfer Individual: 18

Sectoral gender and age breakdown

Education

Age Group	M	F	Total
3-5 years	1,142	1,175	2,317
6-13 years	2,002	2,030	4,032
14-17 years	630	671	1,301

Health

Age Group	M	F	Total
0-5 months	134	146	280
6-23 months	541	500	1,041
24-35 month	426	371	797
36-59 month	780	754	1,534
<1 years	273	254	527
1-4 years	1,608	1,517	3,125
5-14 years	2,530	2,573	5,103
15-49 years	3,234	3,625	6,859
50+ years	630	494	1,124

Contact Details

For specific data request, kindly contact

Juba Information Management Officer
tornieri@unhcr.org

Upper Nile Registration Officer
binene@unhcr.org

Upper Nile Database Administrator
amos@unhcr.org