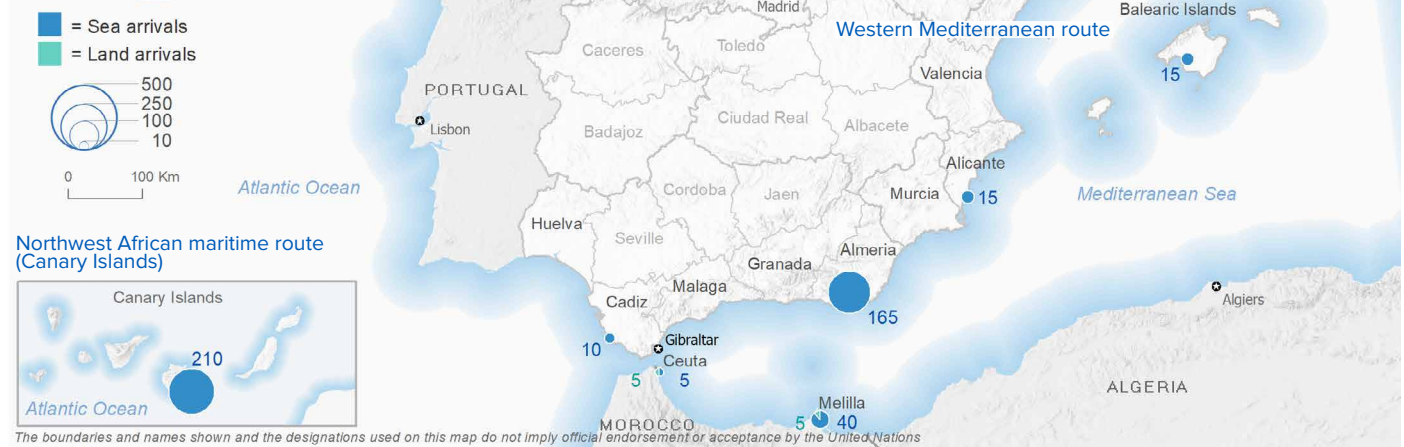


SPAIN Weekly snapshot - Week 45 (6 - 12 Nov 2023)

The charts below are based on figures from the Ministry of Interior and UNHCR estimates. All figures are provisional and subject to change

Refugees & migrants: sea and land arrivals in week 45¹



Arrivals in Spain

46,475
 Arrivals as of 12 Nov 2023²
+61%
 Dif. 2022

46,028
 Sea Arrivals²
 Dif. 2022: **+69%**

447
 Land Arrivals²
 Dif. 2022: **-74%**

463
 Arrivals Week 45¹
 Dif. last week: **-77%**
 Dif. 2022: **+49%**

Western Mediterranean

14,219
 Arrivals as of 12 Nov 2023²
0%
 Dif. 2022

13,772
 Sea Arrivals²
 Dif. 2022: **+11%**

447
 Land Arrivals²
 Dif. 2022: **-74%**

254
 Arrivals Week 45¹
 Dif. last week: **+316%**
 Dif. 2022: **+81%**

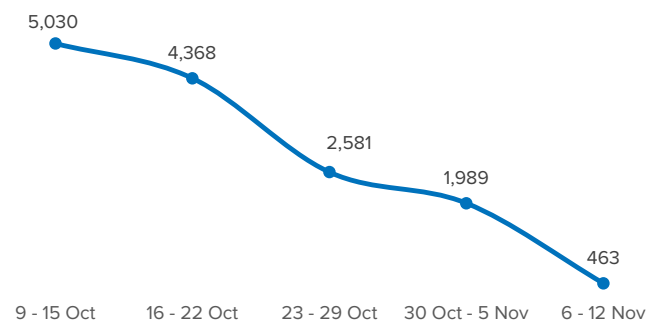
Northwest African maritime (Canary Islands)

32,256
 Arrivals as of 12 Nov 2023²
+119%
 Dif. 2022

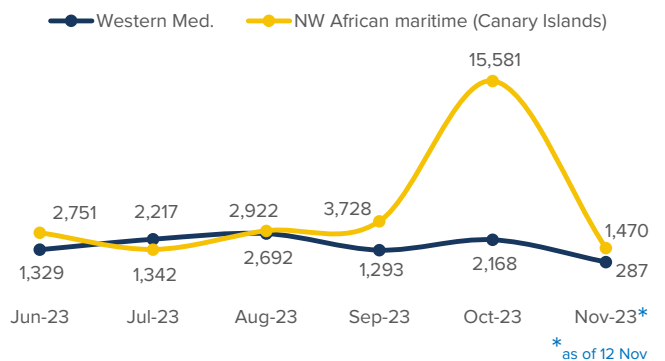
32,256
 Sea Arrivals²
 Dif. 2022: **+119%**

209
 Arrivals Week 45¹
 Dif. last week: **-89%**
 Dif. 2022: **+23%**

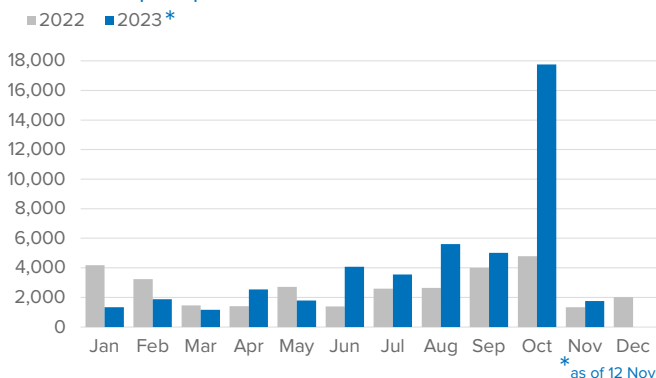
Arrivals in Spain during the last five weeks¹



Arrivals in Spain by route during the last six months²



Arrivals in Spain per month²



Arrivals in Spain per year²

