

UNHCR Egypt Monthly Statistical Report

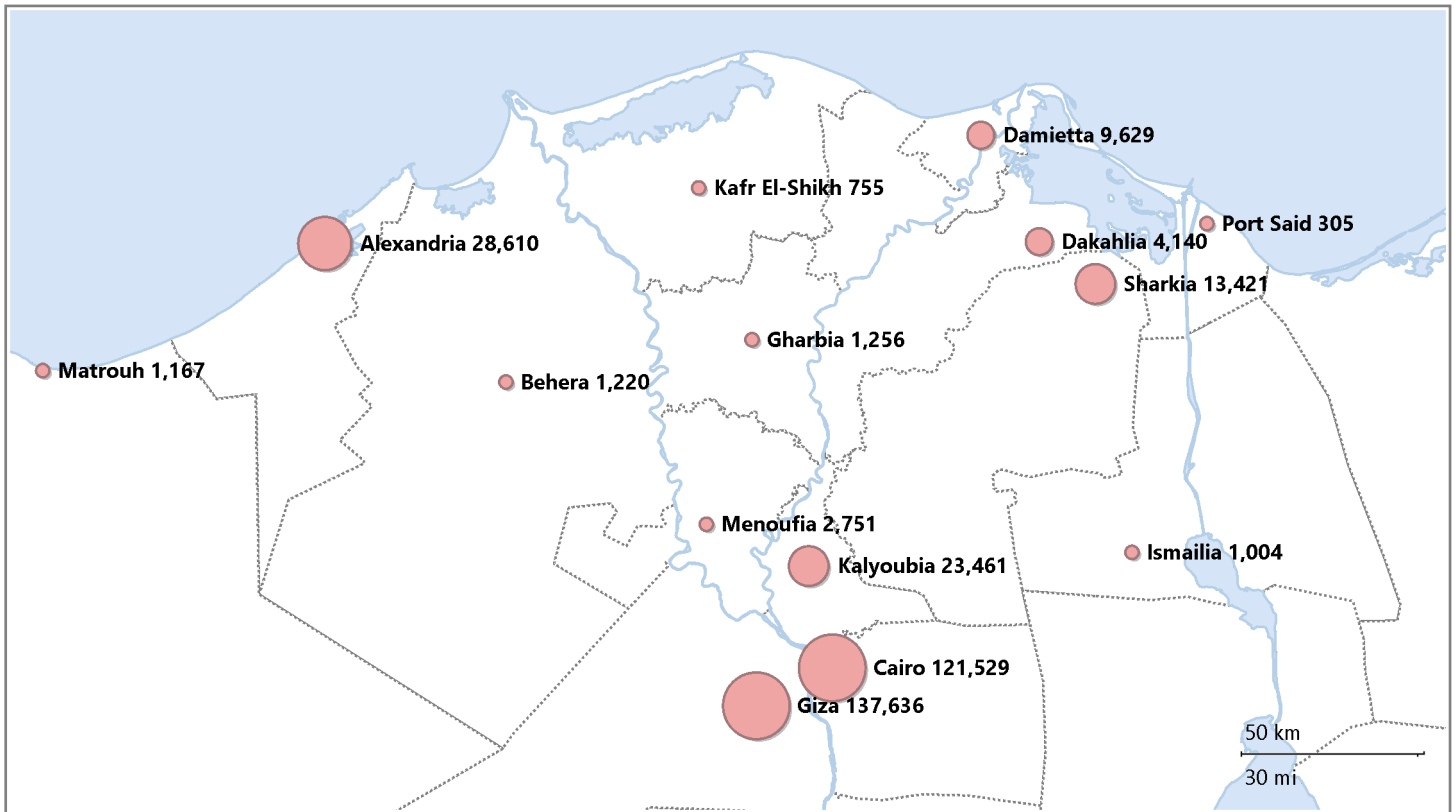
as of 31 August 2023



Total Population 351,924



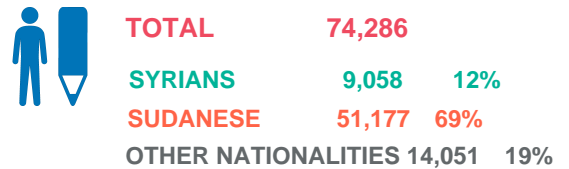
Syrians 149,454 42% **Sudanese 107,571 31%** **Other Nationalities 94,899 27%**



BREAKDOWN BY COUNTRY OF ORIGIN




TOTAL REGISTERED IN 2023



REGISTERED IN AUGUST 2023



Population Change



Breakdown by Area of Responsibility

Nationality Governorate	Others		Sudanese		Syrian		Total	
	Total	Percentage	Total	Percentage	Total	Percentage	Total	Percentage
☐ Cairo Office								
Giza	38,007	40.05%	57,946	53.87%	41,683	27.89%	137,636	39.11%
Cairo	53,491	56.37%	41,506	38.58%	26,532	17.75%	121,529	34.53%
Kalyoubia	164	0.17%	662	0.62%	22,635	15.15%	23,461	6.67%
Sharkia	160	0.17%	1,028	0.96%	12,233	8.19%	13,421	3.81%
Menoufia	26	0.03%	77	0.07%	2,648	1.77%	2,751	0.78%
Suez	647	0.68%	473	0.44%	186	0.12%	1,306	0.37%
Ismailia	35	0.04%	50	0.05%	919	0.61%	1,004	0.29%
Red Sea	25	0.03%	41	0.04%	657	0.44%	723	0.21%
Menia	3	0.00%	5	0.00%	626	0.42%	634	0.18%
Aswan	36	0.04%	463	0.43%	32	0.02%	531	0.15%
Assiut	22	0.02%	16	0.01%	437	0.29%	475	0.13%
Beni Suef	19	0.02%	13	0.01%	326	0.22%	358	0.10%
Fayoum	13	0.01%	5	0.00%	277	0.19%	295	0.08%
Suhag	19	0.02%	17	0.02%	195	0.13%	231	0.07%
Luxor	3	0.00%	12	0.01%	175	0.12%	190	0.05%
Qena	10	0.01%	38	0.04%	91	0.06%	139	0.04%
South Sinai	12	0.01%	23	0.02%	95	0.06%	130	0.04%
North Sinai			8	0.01%	13	0.01%	21	0.01%
New Valley			3	0.00%	4	0.00%	7	0.00%
Total	92,692	97.67%	102,386	95.18%	109,764	73.44%	304,842	86.62%
☐ Alex Office								
Alexandria	1,767	1.86%	4,911	4.57%	21,932	14.67%	28,610	8.13%
Damietta	51	0.05%	11	0.01%	9,567	6.40%	9,629	2.74%
Dakahlia	318	0.34%	51	0.05%	3,771	2.52%	4,140	1.18%
Gharbia	31	0.03%	61	0.06%	1,164	0.78%	1,256	0.36%
Behera	16	0.02%	93	0.09%	1,111	0.74%	1,220	0.35%
Matrouh	16	0.02%	25	0.02%	1,126	0.75%	1,167	0.33%
Kafr El-Shikh	8	0.01%	31	0.03%	716	0.48%	755	0.21%
Port Said			2	0.00%	303	0.20%	305	0.09%
Total	2,207	2.33%	5,185	4.82%	39,690	26.56%	47,082	13.38%
Total	94,899	100.00%	107,571	100.00%	149,454	100.00%	351,924	100.00%

* All Syrians who approached UNHCR Egypt after 2011 are registered as asylum seekers and do not undergo refugee status determination but are considered as Refugees
The boundaries, names shown and the designations used on this map do not imply official endorsement or acceptance by the United Nations