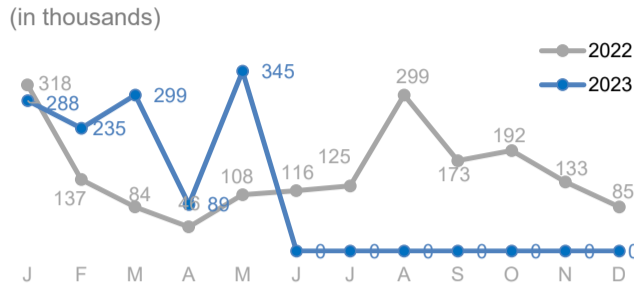


View the interactive dashboard here: <http://prmn-somalia.unhcr.org/>

TOTAL DISPLACEMENTS

345,000 in May
1,257,000 (Jan - May 2023)
1,816,000 (Jan - Dec 2022)

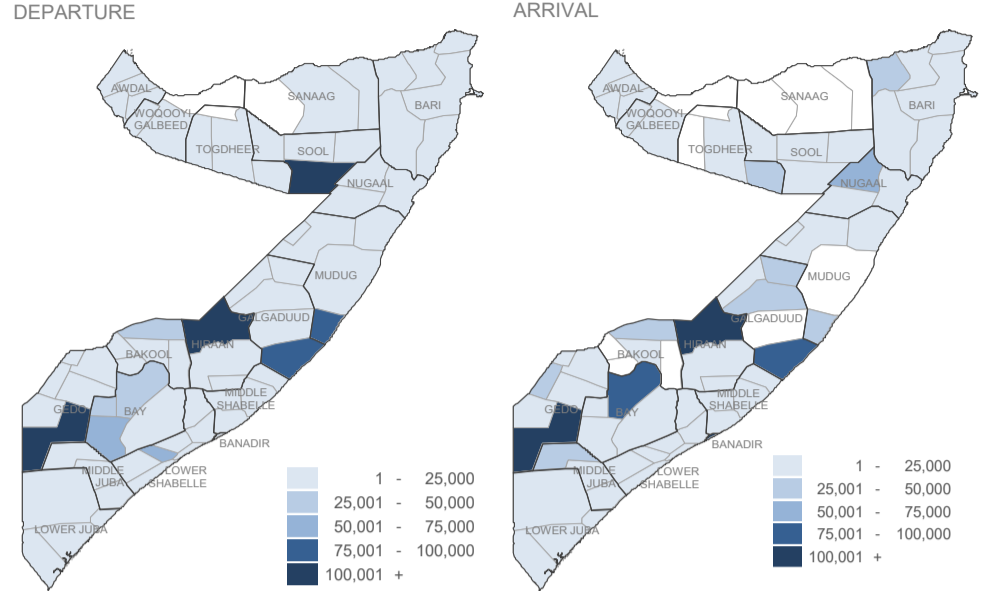
The UNHCR-led PRMN implemented in partnership with NRC reported 344,627 new internal displacements in the month of May 2023. Out of these, 266,000 were caused by floods, 41,000 were due to conflict or insecurity, 35,000 were related to drought and 3,000 were displaced due to other reasons



BY REGION (Jan - May 2023)

DEP	ARR
Hiraan	264,340 266,320
Lower Shabelle	108,080 31,670
Middle Shabelle	36,970 13,270
Gedo	169,400 198,940
Bay	142,650 105,060
Bari	10,380 63,160
Lower Juba	18,470 22,960
Galgaduud	103,570 157,020
Mudug	91,810 32,960
Bakool	48,060 39,420
Sanaag	1,890 1,410
Middle Juba	23,290 28,400
Banadir	1,960 108,880
Awdal	6,990 3,120
Togdheer	15,840 51,240
Sool	202,710 40,520
Nugaal	6,600 90,960
Woq. Galbeed	3,590 1,270

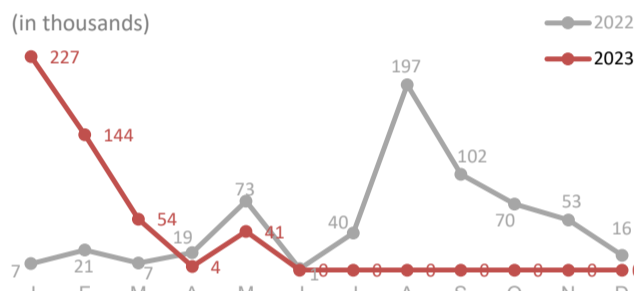
BY DISTRICT (Jan - May 2023)



CONFLICT / INSECURITY DISPLACEMENTS

41,000 in May
474,000 (Jan - May 2023)
607,000 (Jan - Dec 2022)

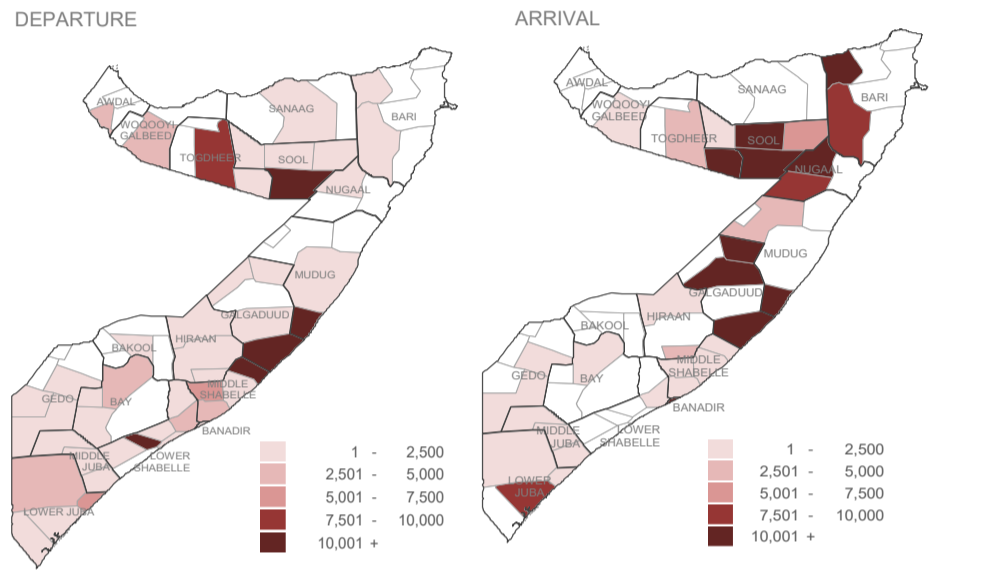
Major displacements in May occurred in Lower Shabelle (26,061) and Togdheer (7,259) regions particularly due to military offensive activities.



BY REGION (Jan - May 2023)

DEP	ARR
Lower Shabelle	35,150 23,740
Bay	3,910 1,080
Galgaduud	95,000 148,450
Gedo	460 790
Bakool	10 0
Lower Juba	11,100 12,290
Sool	195,300 37,260
Sanaag	30 900
Middle Juba	2,410 730
Togdheer	10,820 46,890
Mudug	81,670 29,710
Banadir	260 37,850
Middle Shabelle	29,330 6,360
Hiraan	1,250 3,120
Bari	10 51,780
Nugaal	20 72,550
Awdal	3,860 0
Woq. Galbeed	3,530 620

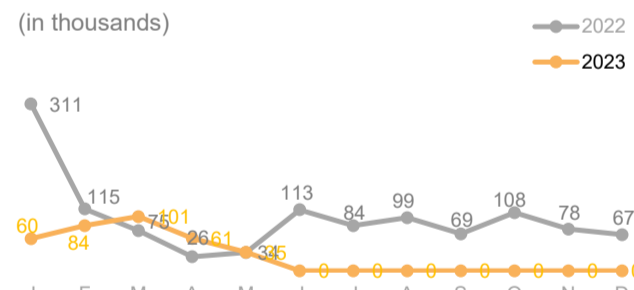
BY DISTRICT (Jan - May 2023)



DROUGHT RELATED DISPLACEMENTS

35,000 in May
341,000 (Jan - May 2023)
1,179,000 (Jan - Dec 2022)

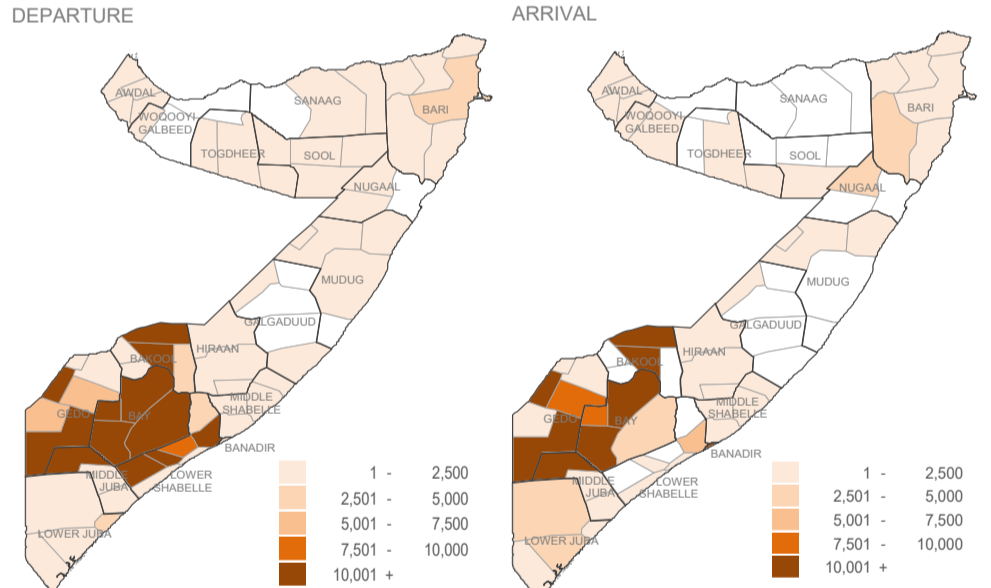
The highest displacements in May owing to drought were recorded in Lower Shabelle (10,902), Bay (5,945) Bari (3,724) and Bakool (2,443) regions.



BY REGION (Jan - May 2023)

DEP	ARR
Bay	114,160 80,300
Bari	6,690 8,400
Sanaag	1,650 510
Bakool	46,770 38,330
Awdal	2,000 2,000
Sool	3,200 190
Gedo	60,060 88,510
Lower Shabelle	72,190 7,190
Mudug	2,040 1,910
Togdheer	2,810 1,350
Hiraan	2,260 2,380
Nugaal	70 3,700
Lower Juba	6,130 9,360
Woq. Galbeed	30 620
Middle Juba	17,570 24,320
Banadir	40 69,250
Middle Shabelle	3,010 2,370
Galgaduud	30 20

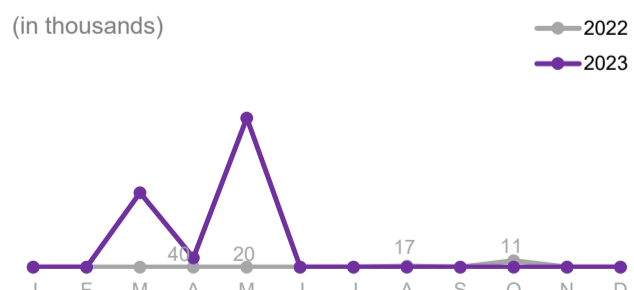
BY DISTRICT (Jan - May 2023)



FLOOD DISPLACEMENTS

266,000 in May
415,100 (Jan - May 2023)
13,100 (Jan - Dec 2022)

The highest displacements in May owing to floods were recorded in Hiraan (259,670) and Gedo (2,531) regions



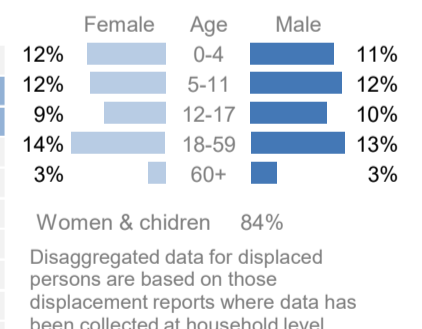
BY REGION (Jan - May 2023)

DEP	ARR
Hiraan	260,830 260,800
Lower Shabelle	310 310
Middle Shabelle	4,620 4,540
Gedo	100,450 100,860
Lower Juba	1,000 1,020
Bari	2,500 2,610
Mudug	1,310 1,310
Banadir	1,490 1,590
Middle Juba	2,970 2,540
Galgaduud	8,550 8,550
Bakool	10 10
Bay	22,340 22,340
Awdal	1,100 1,100
Sool	0 0
Woq. Galbeed	30 30
Sanaag	100 0
Togdheer	1,680 1,680
Nugaal	5,810 5,810

PRIORITY NEED ON ARRIVAL (May 2023 in %)

Region	Water	Food	Shelter	Health	Protection	Transport	Other
Awdal	10	36	53				
Bakool	96				3		
Banadir	37	1	3	57	2		
Bari	51	39	9	1			
Bay	98		1				
Galgaduud	94	6					
Gedo	50	46	3				
Hiraan	1	98	1				
Lower Juba	84	11	1	2			1
Lower Shabelle	12			80	6		1
Middle Juba	98	1					
Middle Shabelle	89	3	2	5			1
Mudug	86		4	1	8		
Nugaal	22	2	47	2	14		13
Sanaag	13	25	21	41			
Sool	26	73					
Togdheer	38	59	1	2			
Woq. Galbeed	40	13	2	42			1

AGE & GENDER (2023)



NEED

Food	Protection
Water	Livelihood
Shelter	Humanitarian Aid
Health	Transport
Other	

About PRMN

The PRMN (Protection & Return Monitoring Network) is a UNHCR-led project which identifies and reports on displacements (including returns) of populations in Somalia. The network also identifies and reports on protection risks and incidents underlying such movements. Only figures collected by PRMN are reported above. Not all displacements in Somalia are captured. This dashboard should be read in conjunction with the Notes on PRMN Methodology (<https://data2.unhcr.org/en/documents/details/53888>) which outline the approach and certain limitations. The figures shown are for numbers of individuals and are based on interviews with key informants and/or displaced households at destination (unless otherwise noted). Further information and datasets available on request use contact below.



UNHCR is grateful for the generous contributions of donors who have directly contributed to the UNHCR Somalia operation in 2023

