


# Uganda - Refugee Statistics March 2023 - Adjumani

Total Population  
**209,574**


Total Households  
**29,557**

Total Refugees  
**209,567**

Total Asylum-Seekers  
**7**

 Women and Children  
**85 %**  
**177,857**

 Elderly  
**3 %**  
**6,291**

 Female  
**54 %**  
**112,721**

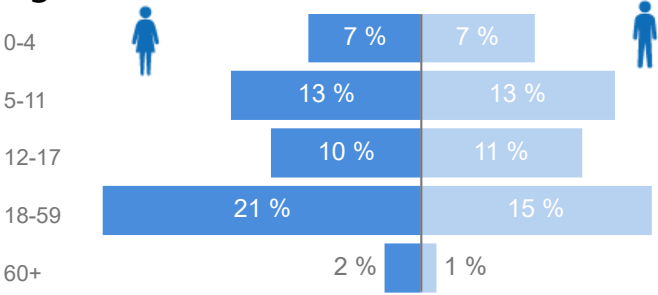
 Youth 15-24  
**26 %**  
**54,282**

Country of Origin	Total
South Sudan	209,303
Sudan	212

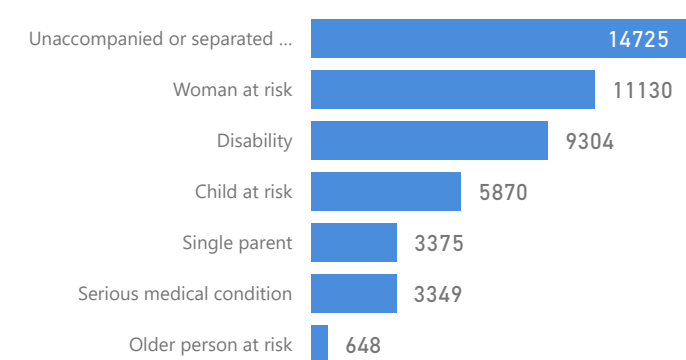
## Zones

Level3	HHs	Individuals
Nyumanzi	5,124	50,143
Pagrinya	6,567	41,140
Ayilo I	3,043	29,438
Maaji II	2,883	19,061
Ayilo II	2,164	17,399
Maaji III	2,830	16,758
Boroli I	1,663	10,981
Mirieyi	982	8,582
Alere	843	8,419
Agojo	1,795	8,119
Baratuku	969	7,275
Olua I	656	5,835
Mungula I	706	5,815
Boroli II	887	5,433
Olua II	553	4,654
Mungula II	300	1,722
Oliji	238	1,594
Elema	195	1,043
Maaji I	84	585

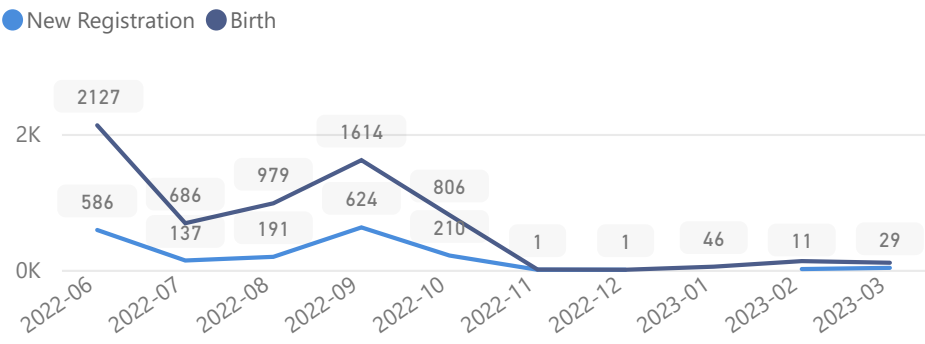
## Age & Gender Breakdown



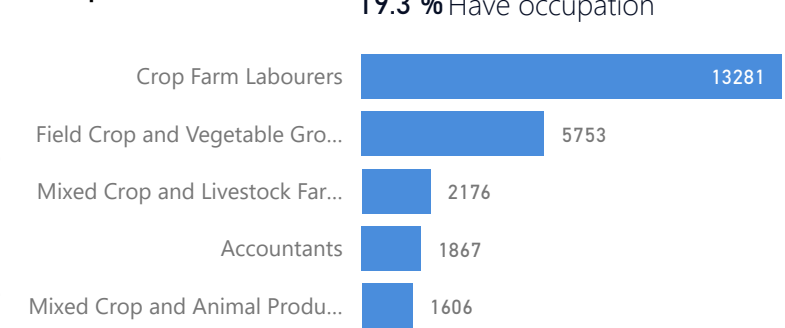
## Specific Needs - Top 7



## New Registration by Month

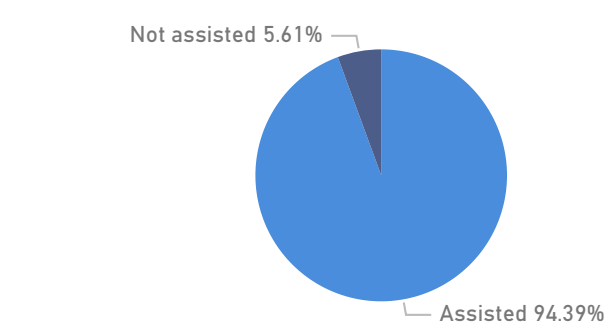


## Occupation - Top 5



\* Age is between 18 - 59 years for Occupation

## Assistance Status





# Uganda - Refugee Statistics March 2023 - Bidibidi

Total Population

190,718

Total Households

36,585

Total Refugees

190,718

Total Asylum-Seekers

0

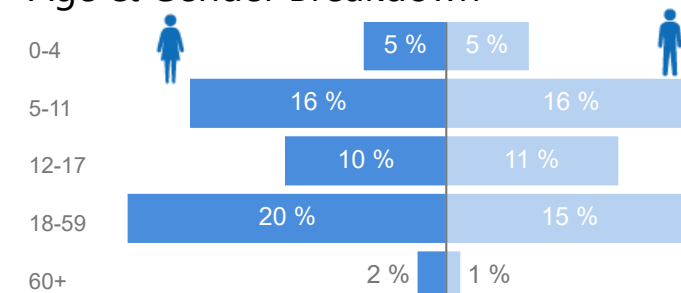
## Zones

Level3	HHs	Individuals
Zone 3	11,216	58,524
Zone 2	8,455	54,162
Zone 5	9,583	52,336
Zone 1	7,455	47,461
Zone 4	6,074	33,811
Zone Iv	3	15
Zone Vii	1	2
Zone li	1	1

## Country of Origin

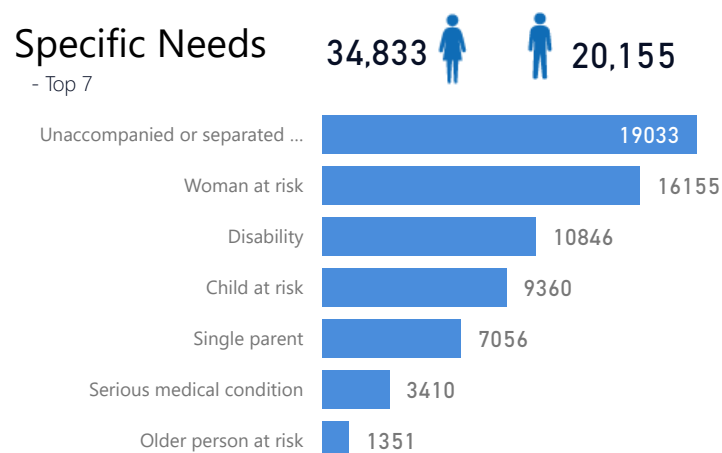
Country of Origin	Total
South Sudan	190,606
Sudan	67
Democratic Republic of the Congo	41
Ethiopia	2
Burundi	1
Rwanda	1

## Age & Gender Breakdown

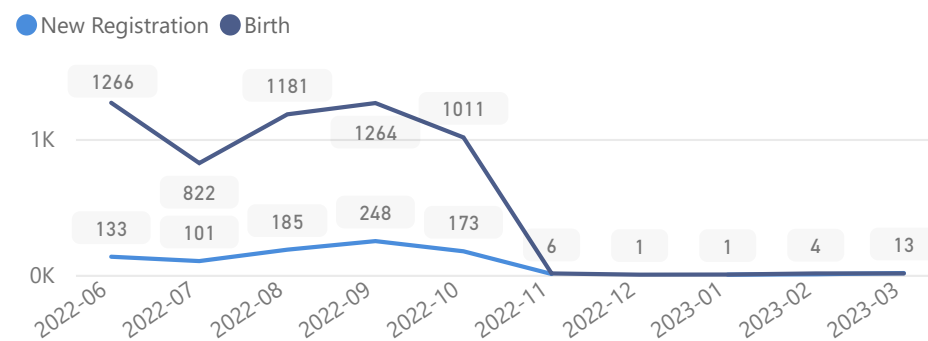


## Specific Needs

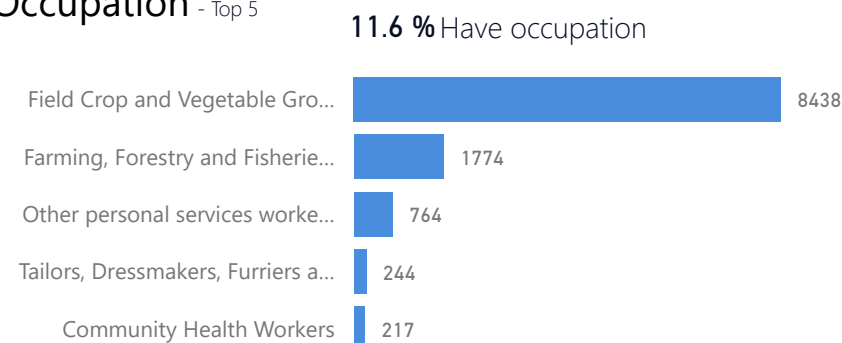
- Top 7



## New Registration by Month

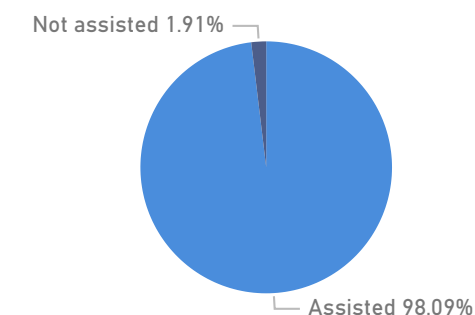


## Occupation - Top 5



\* Age is between 18 - 59 years for Occupation

## Assistance Status



# Uganda - Refugee Statistics March 2023 - Imvepi

Total Population

65,222

Total Refugees

65,215

Total Households

15,089

Total Asylum-Seekers

7

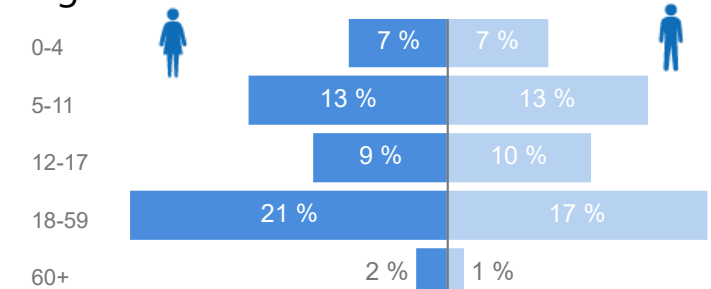
## Zones

Level3	HHs	Individuals
Zone I	9,221	31,793
Zone Ii	7,435	28,107
Zone Iii	3,176	11,544
Zone Iv	749	1,896
Zone V	1	6
Zone Vi	1	1

## Country of Origin

Country of Origin	Total
South Sudan	62,729
Democratic Republic of the Congo	2,439
Sudan	42
Rwanda	8
Central African Republic	1
Ethiopia	1
Senegal	1
United Republic of Tanzania	1

## Age & Gender Breakdown



Women and Children

84 %

54,849



Female

53 %

34,690



Elderly

3 %

1,884



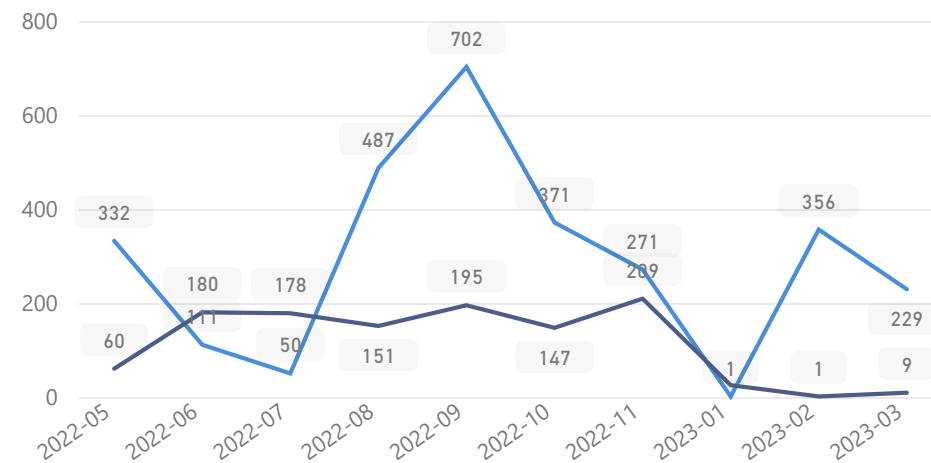
Youth 15-24

23 %

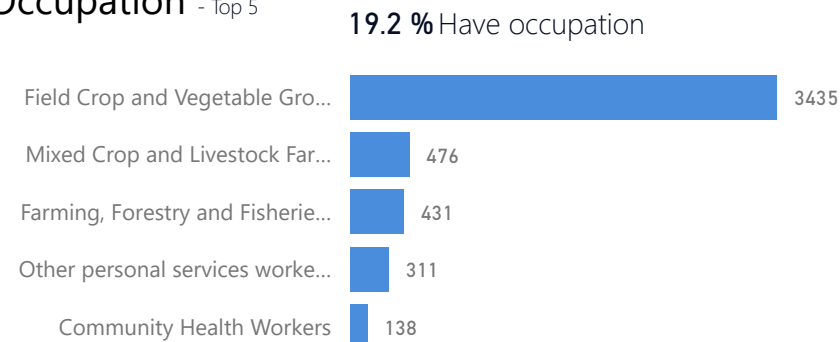
14,896

## New Registration by Month

● New Registration ● Birth

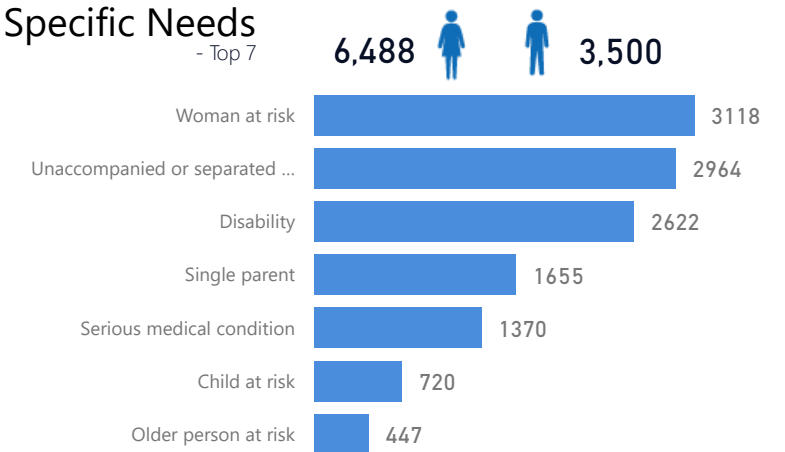


## Occupation - Top 5

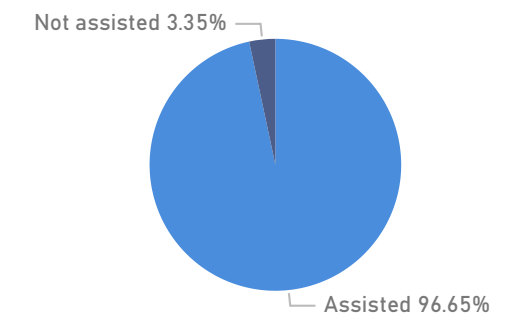


\* Age is between 18 - 59 years for Occupation

## Specific Needs - Top 7



## Assistance Status



# Uganda - Refugee Statistics March 2023 - Kampala

Total Population  
**139,275**

Total Refugees  
**99,412**

Total Households  
**84,775**

Total Asylum-Seekers  
**39,863**

Women and Children  
**60 %**  
83,464

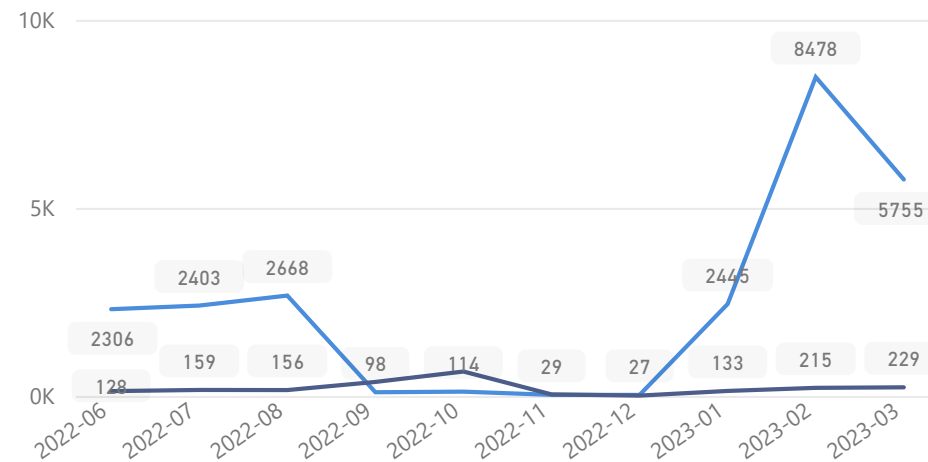
Elderly  
**1 %**  
1,993

Female  
**46 %**  
63,414

Youth 15-24  
**26 %**  
36,339

## New Registration by Month

● New Registration ● Birth



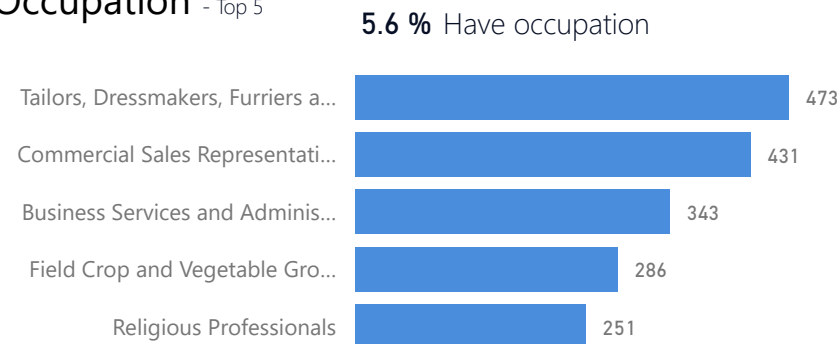
## Zones - top 8

Level3	HHs	Individuals
Kampala Central	28,049	39,821
Makindye Division	18,095	37,947
Rubaga Division	11,256	22,795
Nakawa	846	2,133
Kawempe Division	438	1,387
Kawempe Div	810	1,347
Makerere University	193	275
Ssabagabo-Makindye	57	191

## Country of Origin - top 10

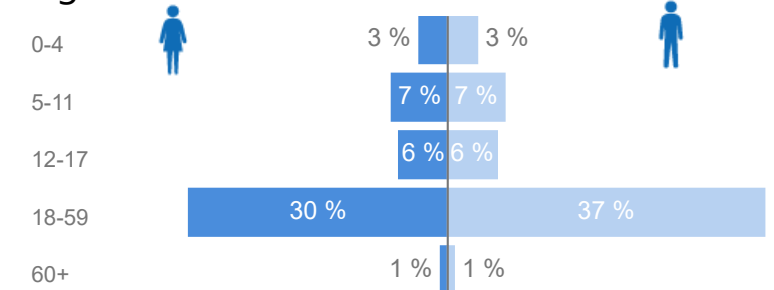
Country of Origin	Total
Somalia	57,773
Eritrea	30,410
Democratic Republic of the Congo	28,149
Ethiopia	5,860
South Sudan	5,817
Burundi	5,703
Sudan	2,483
Rwanda	2,380
Pakistan	359
Türkiye	85

## Occupation - Top 5

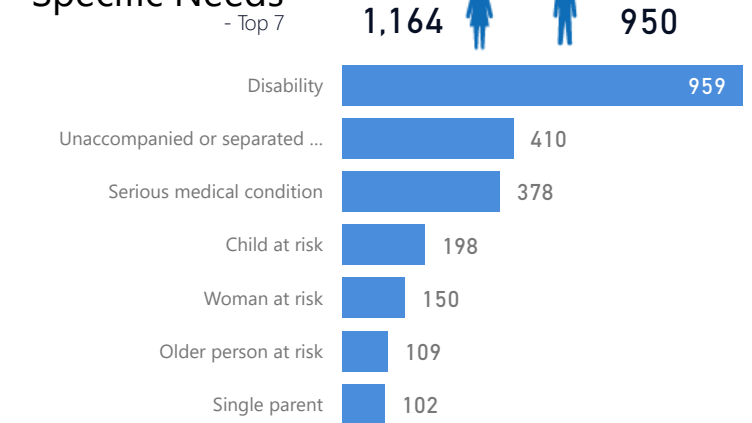


\* Age is between 18 - 59 years for Occupation

## Age & Gender Breakdown



## Specific Needs - Top 7



## Assistance Status

# Uganda - Refugee Statistics March 2023 - Kiryandongo

Total Population

64,338

Total Refugees

64,298

Total Households

11,827

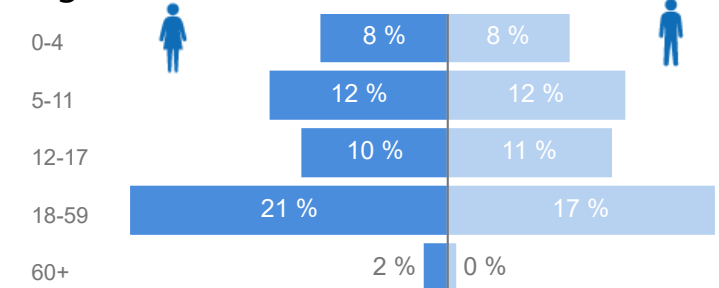
Total Asylum-Seekers

40

## Zones

Level3	HHs	Individuals
Ranch 1	5,663	39,189
Ranch 37	5,015	36,614

## Age & Gender Breakdown



Women and Children

82 %

52,723



Female

52 %

33,680



Elderly

2 %

1,264



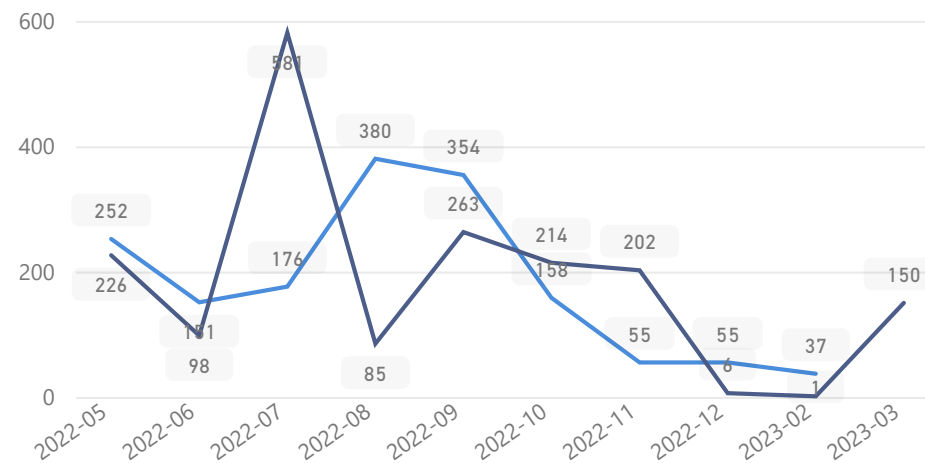
Youth 15-24

31 %

19,746

## New Registration by Month

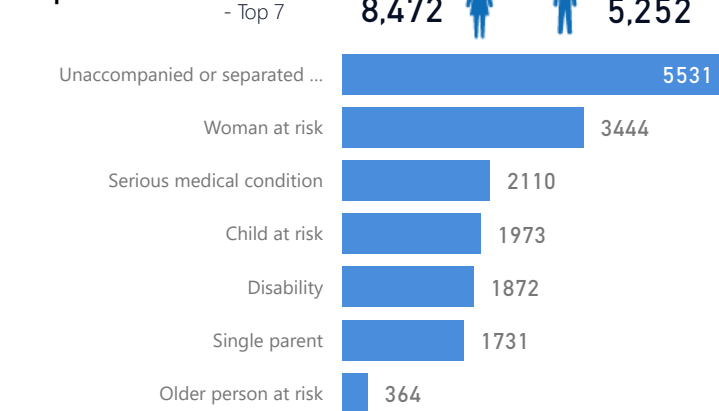
● New Registration ● Birth



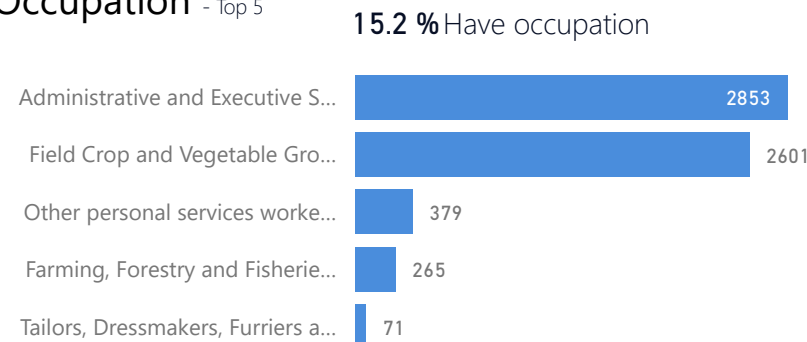
## Country of Origin - top 10

Country of Origin	Total
South Sudan	63,610
Democratic Republic of the Congo	284
Sudan	207
Kenya	168
Burundi	37
Rwanda	23
Chad	3
Eritrea	2
Ethiopia	2
Somalia	1
United Republic of Tanzania	1

## Specific Needs - Top 7

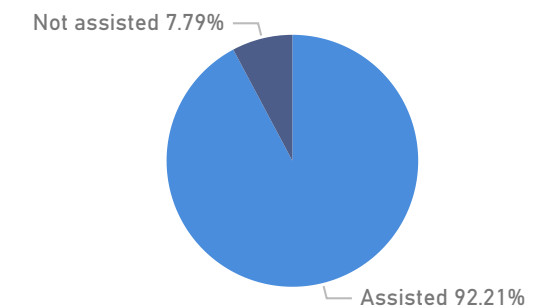


## Occupation - Top 5



\* Age is between 18 - 59 years for Occupation

## Assistance Status



# Uganda - Refugee Statistics March 2023 - Kyaka li

Total Population

120,111

Total Households

32,428

Total Refugees

118,484

Total Asylum-Seekers

1,627



Women and Children

80 %

95,881



Elderly

3 %

3,135



Female

51 %

61,463



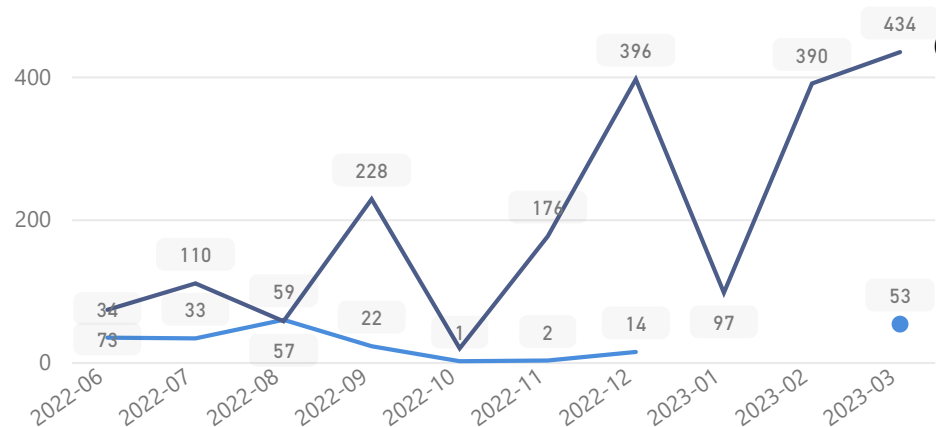
Youth 15-24

20 %

24,130

## New Registration by Month

● New Registration ● Birth



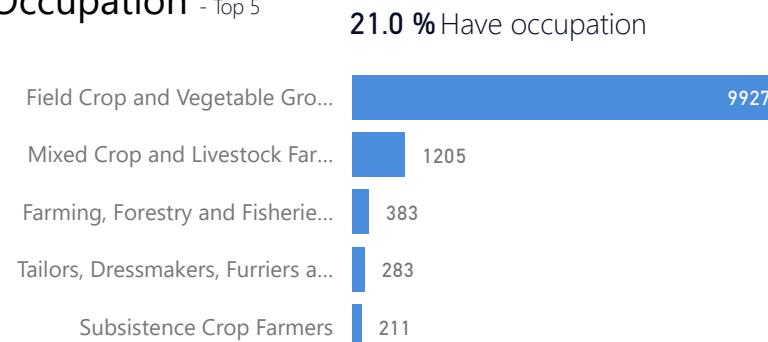
## Zones - top 9

Level3	HHs	Individuals
Sweswe	9,114	28,405
Byabakora	6,660	20,692
Bwiriza	6,889	19,934
Mukondo	5,406	17,640
Itambabiniga	5,432	17,539
Kakoni	3,136	8,677
Buliti	2,794	8,163
Kaborogota	2,345	7,325
Bukere	1,276	5,190

## Country of Origin - top 7

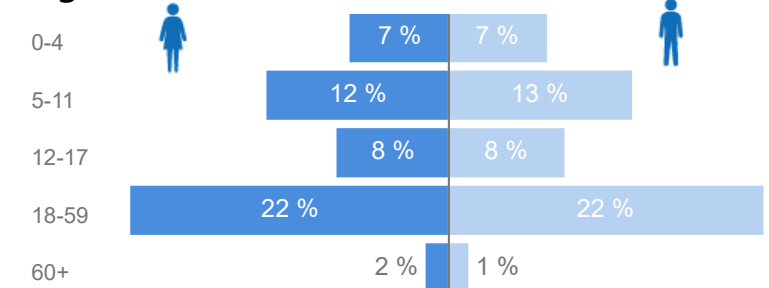
Country of Origin	Total
Democratic Republic of the Congo	113,600
Rwanda	3,223
Burundi	3,201
South Sudan	33
Congo, Republic of the	13
Kenya	13
Somalia	10

## Occupation - Top 5

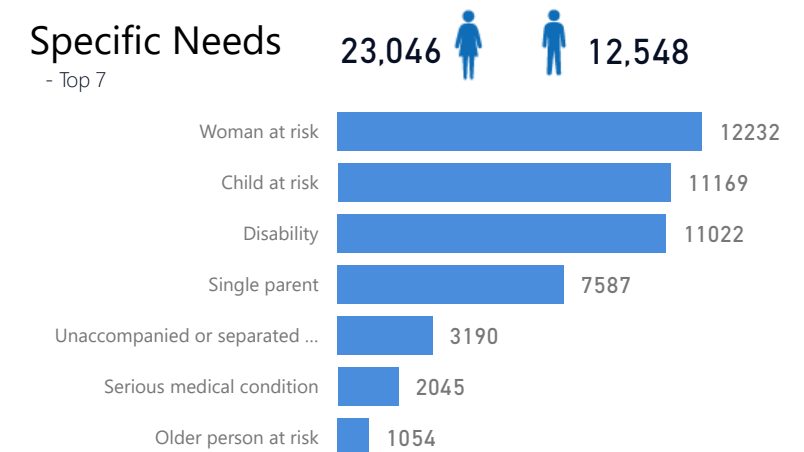


\* Age is between 18 - 59 years for Occupation

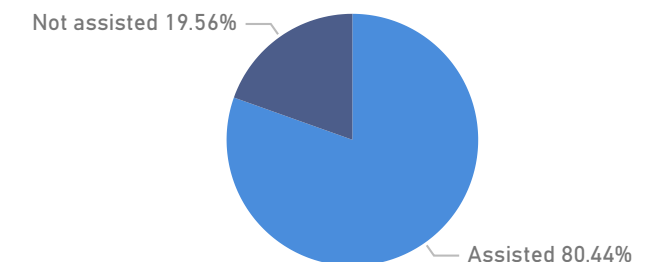
## Age & Gender Breakdown



## Specific Needs - Top 7



## Assistance Status



# Uganda - Refugee Statistics March 2023 - Kyangwali

Total Population

**130,444**

Total Households

**39,171**

Total Refugees

**130,226**

Total Asylum-Seekers

**218**



Women and Children

**82 %**

**107,268**



Elderly

**3 %**

**4,366**



Female

**53 %**

**69,206**



Youth 15-24

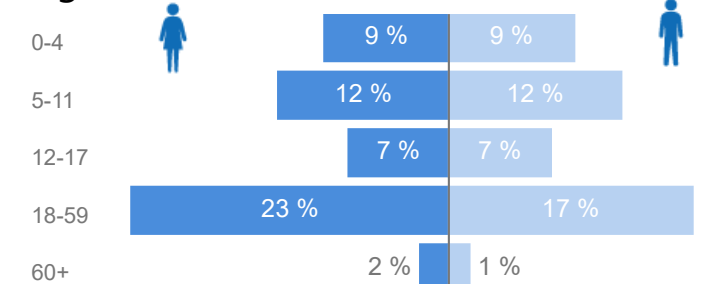
**18 %**

**23,878**

## Zones

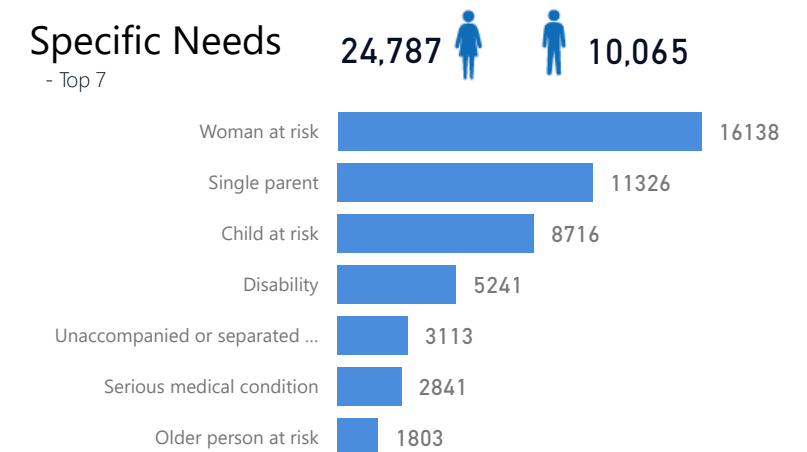
Level3	HHs	Individuals
Maratatu D	5,064	15,075
Maratatu B	4,351	12,453
Mombasa	3,923	12,238
Kavule	4,408	11,752
Nyampindu	4,466	11,523
Kagoma	3,458	10,306
Kyebitaka	2,519	9,733
Maratatu A	3,141	9,202
Mukarange	3,020	7,965
Maratatu C	2,126	6,274
Kentomi	1,843	5,990
Kinakyeitaka	1,575	4,743
Kasonga	683	2,881
Rwenyawawa	563	2,618
Nyamiganda	633	2,593
Nyambogo	391	1,891
Malembo A	411	1,711
Munsisa B	302	1,437
Munsisa A	231	1,136

## Age & Gender Breakdown



## Specific Needs

- Top 7

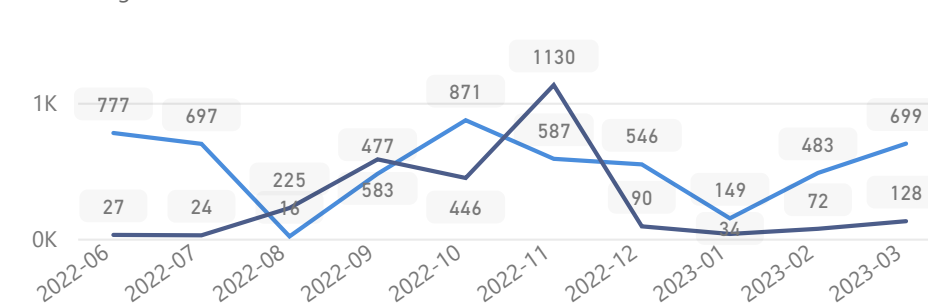


## Country of Origin

Country of Origin	Total
Democratic Republic of the Congo	126,211
South Sudan	3,487

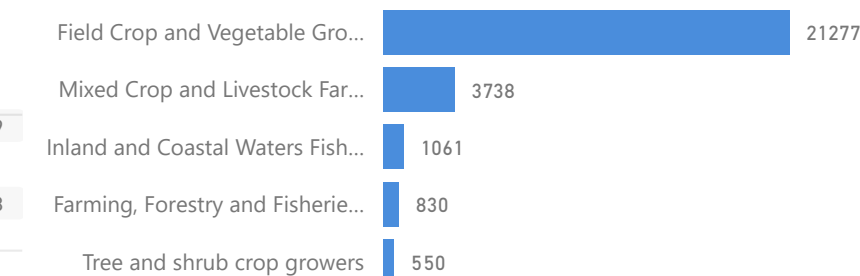
## New Registration by Month

● New Registration ● Birth



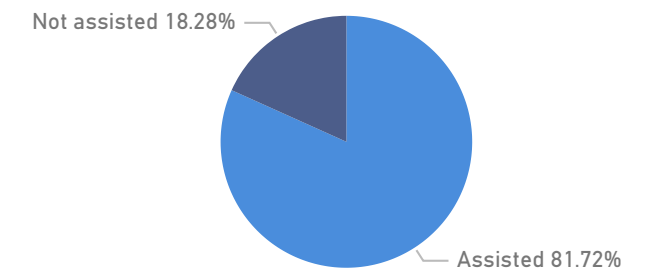
## Occupation - Top 5

41.2 % Have occupation



\* Age is between 18 - 59 years for Occupation

## Assistance Status







# Uganda - Refugee Statistics March 2023 - Lobule

Total Population

5,991

Total Refugees

5,991

Total Households

956

Total Asylum-Seekers

0

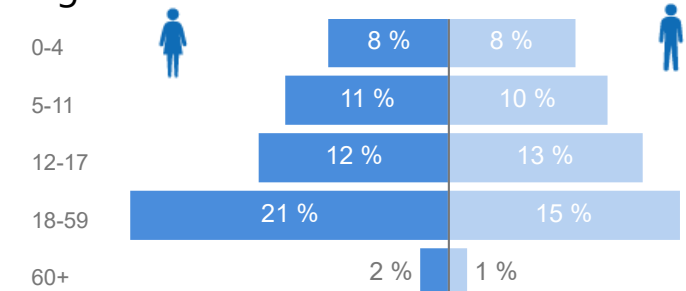
## Zones

Level3	HHs	Individuals
Zone B	451	3,045
Zone A	445	2,865

## Country of Origin

Country of Origin	Total
Democratic Republic of the Congo	5,987
South Sudan	3
Somalia	1

## Age & Gender Breakdown



Women and Children

84 %

5,003



Female

53 %

3,159



Elderly

3 %

178



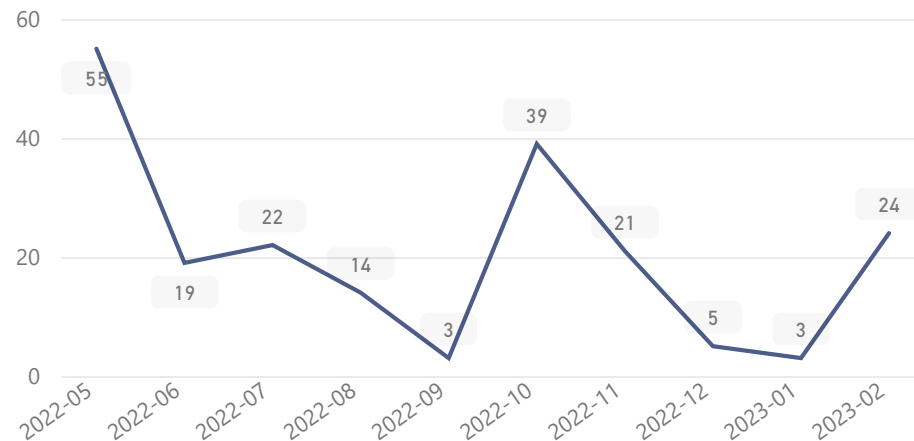
Youth 15-24

29 %

1,721

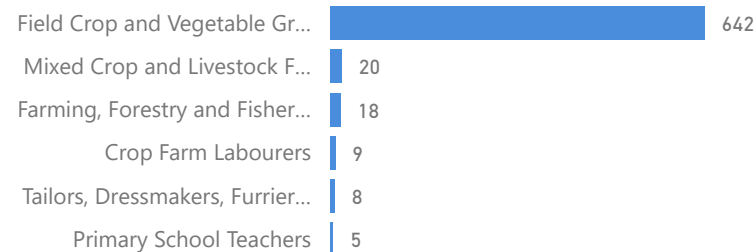
## New Registration by Month

● New Registration ● Birth



## Occupation

34.3 % Have occupation



\* Age is between 18 - 59 years for Occupation

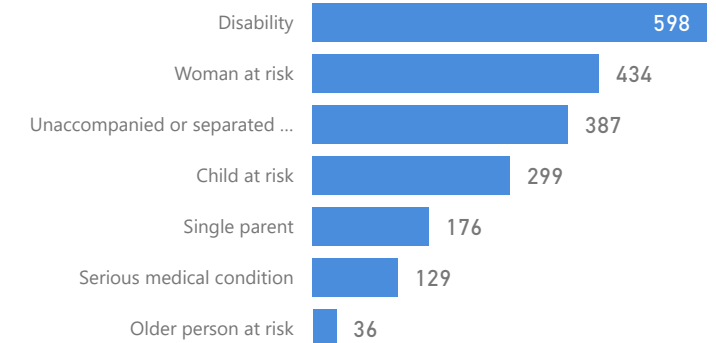
## Specific Needs

- Top 7

1,048



619



## Assistance Status



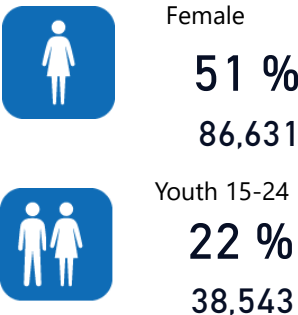
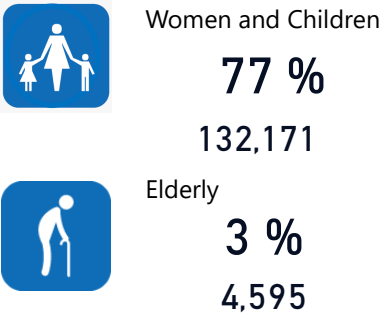
# Uganda - Refugee Statistics March 2023 - Nakivale

Total Population  
**171,387**

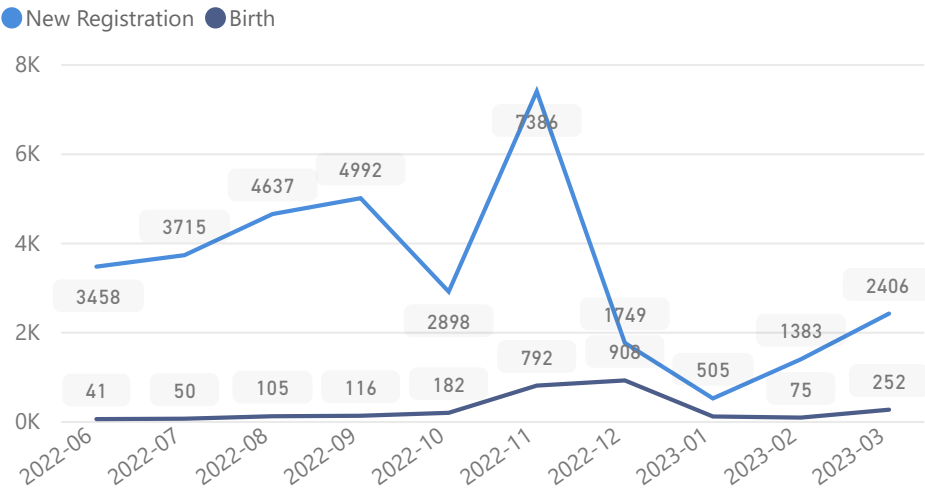
Total Households  
**51,132**

Total Refugees  
**169,515**

Total Asylum-Seekers  
**1,872**



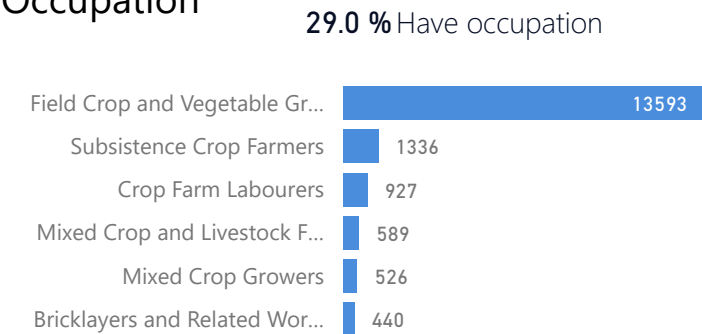
## New Registration by Month



## Zones

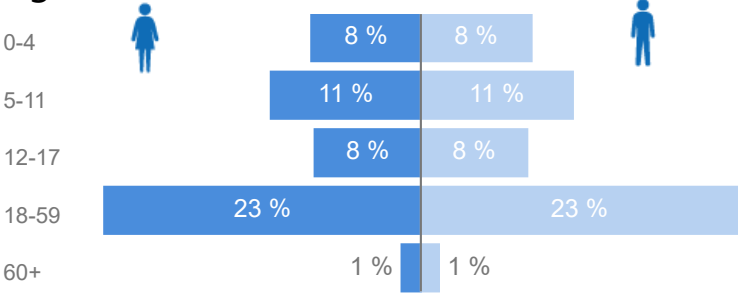
Level3	HHs	Individuals
Base Camp	22,397	76,660
Rubondo	13,118	48,551
Juru	6,242	24,810
Country of Origin	Total	
Democratic Republic of the Congo	111,904	
Burundi	30,373	
Rwanda	14,832	
Somalia	12,222	
Eritrea	995	
Ethiopia	811	
South Sudan	187	
Kenya	22	
Sudan	16	
United Republic of Tanzania	9	
Congo, Republic of the	5	
Senegal	5	
Yemen	3	
Pakistan	1	
Palestine	1	
Zambia	1	

## Occupation

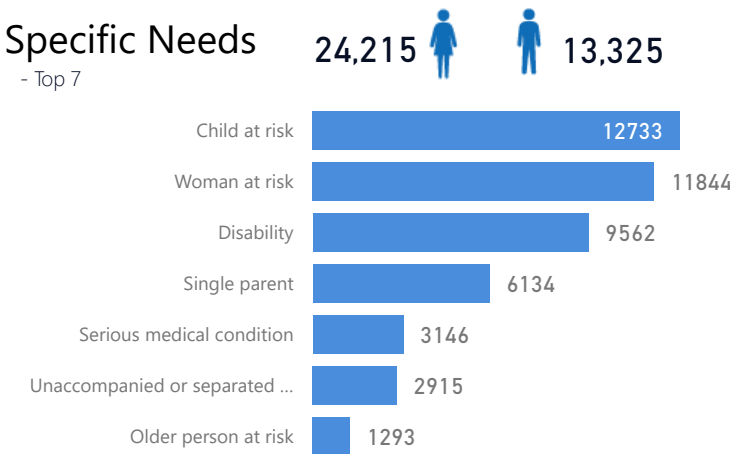


\* Age is between 18 - 59 years for Occupation

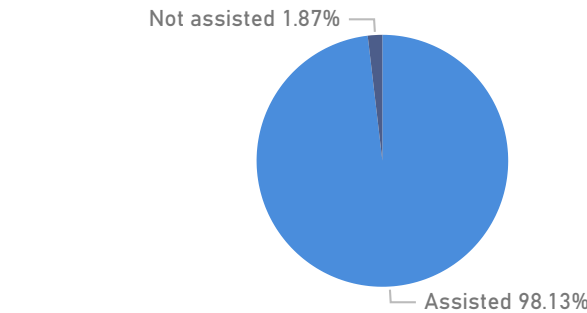
## Age & Gender Breakdown



## Specific Needs - Top 7



## Assistance Status



# Uganda - Refugee Statistics March 2023 - Oruchinga

Total Population

**7,939**

Total Households

**1,782**

Total Refugees

**7,937**

Total Asylum-Seekers

**2**

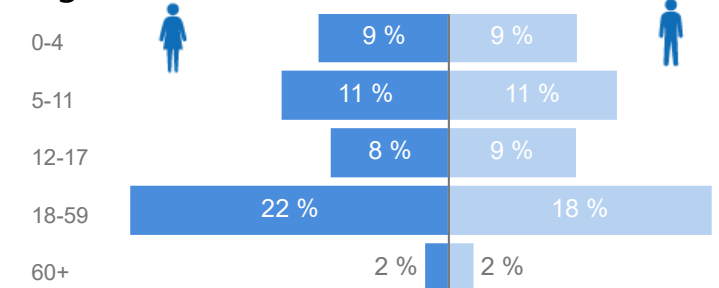
## Zones

Level3	HHs	Individuals
Kifunjo	545	2,237
Michinga	453	2,003
Busheka	448	1,957
Rurongo	191	905
Kazinga	134	537
Isingiro	1	6
Makindye Division	2	6
Rubondo	1	6
Oruchinga	1	2

## Country of Origin

Country of Origin	Total
Democratic Republic of the Congo	4,115
Rwanda	2,030
Burundi	1,726
South Sudan	67
Sudan	1

## Age & Gender Breakdown



Women and Children

**80 %**

**6,323**



Elderly

**3 %**

**266**



Female

**52 %**

**4,092**

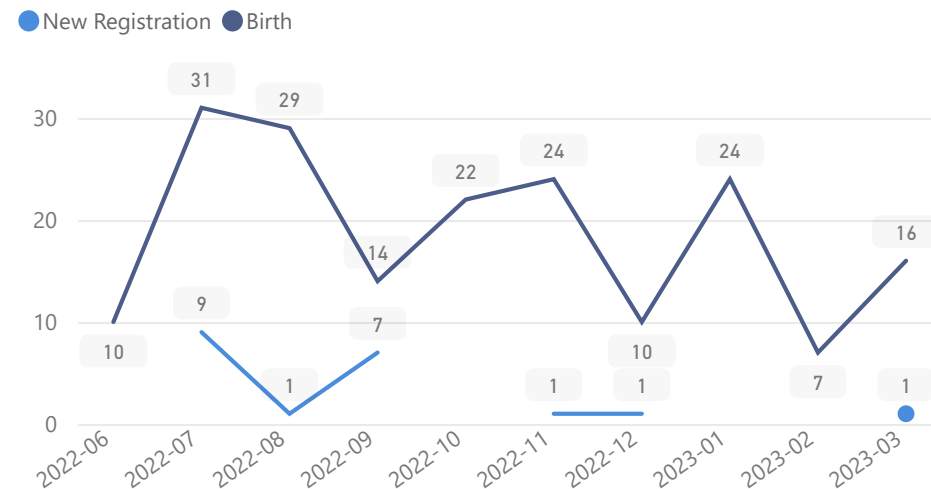


Youth 15-24

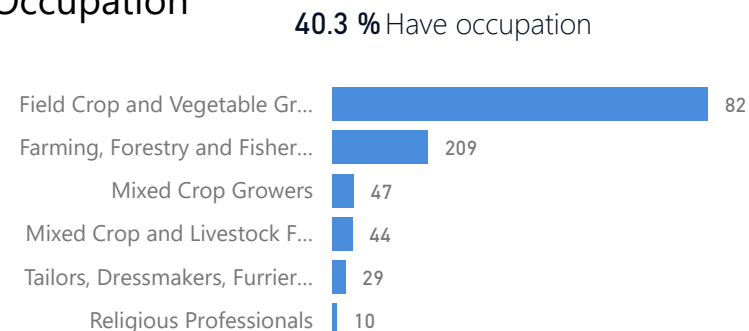
**22 %**

**1,727**

## New Registration by Month



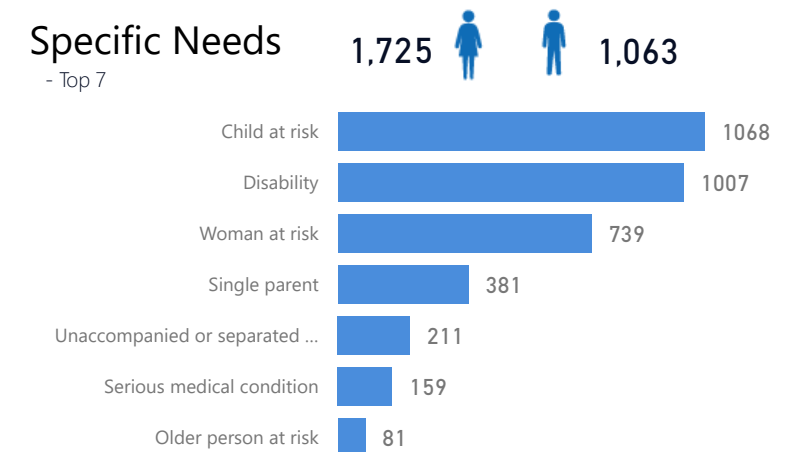
## Occupation



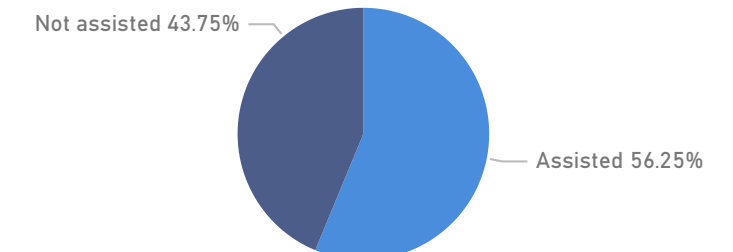
\* Age is between 18 - 59 years for Occupation

## Specific Needs

- Top 7



## Assistance Status



# Uganda - Refugee Statistics March 2023 - Palabek

Total Population

**75,551**

Total Households

**16,548**

Total Refugees

**75,550**

Total Asylum-Seekers

**1**



Women and Children

**86 %**

**64,675**



Elderly

**2 %**

**1,337**



Female

**50 %**

**38,025**



Youth 15-24

**24 %**

**18,391**

## Zones

Level3	HHs	Individuals
Zone 5B	4,023	14,067
Zone 7	2,959	11,267
Zone 5A	2,046	8,518
Zone 4	2,180	7,753
Zone 6	1,850	6,330
Zone 2	1,290	4,052
Zone 8	1,002	3,341
Zone 1	959	3,176

## Country of Origin

Country of Origin	Total
South Sudan	75,275
Sudan	229
Democratic Republic of the Congo	47

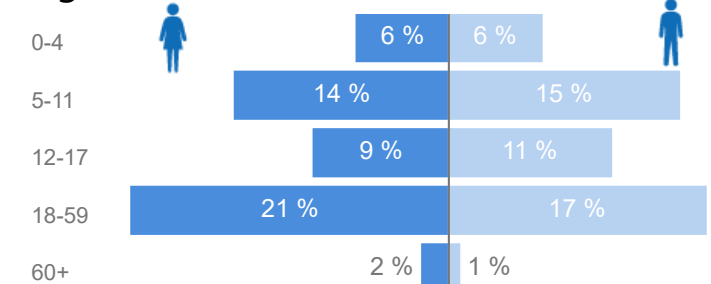
## Occupation

**22.9 %** Have occupation

Field Crop and Vegetable Gr...	4793
Mixed Crop and Livestock F...	241
Other personal services wor...	131
Farming, Forestry and Fisher...	98
Community Health Workers	69
Subsistence Crop Farmers	66

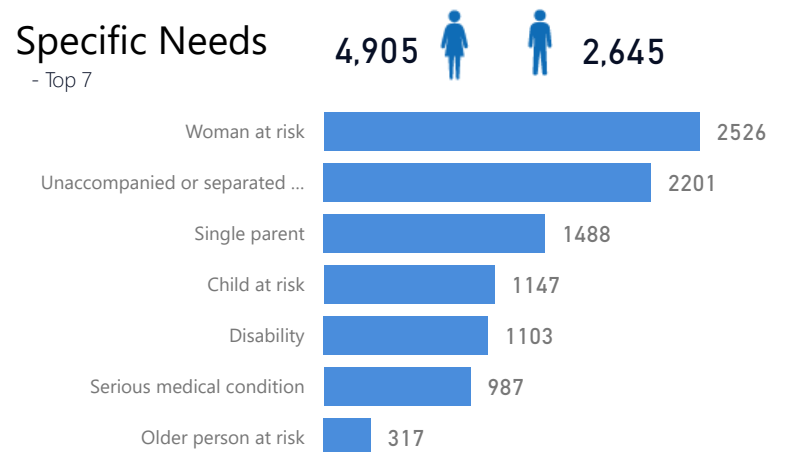
\* Age is between 18 - 59 years for Occupation

## Age & Gender Breakdown

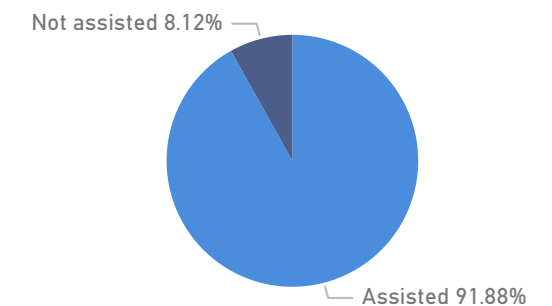


## Specific Needs

- Top 7

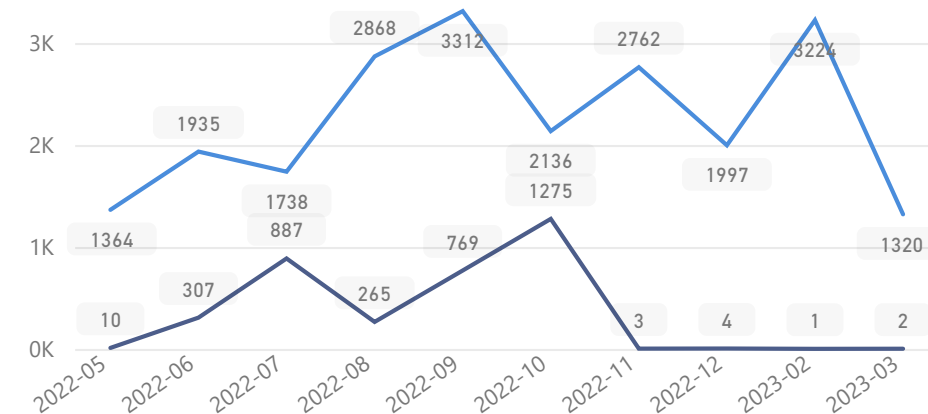


## Assistance Status



## New Registration by Month

● New Registration ● Birth



# Uganda - Refugee Statistics March 2023 - Palorinya

Total Population  
**122,205**

Total Households  
**26,149**

Total Refugees  
**122,188**

Total Asylum-Seekers  
**17**

Women and Children  
**80 %**  
97,858

Elderly  
**4 %**  
5,067

Female  
**53 %**  
64,737

Youth 15-24  
**25 %**  
31,091

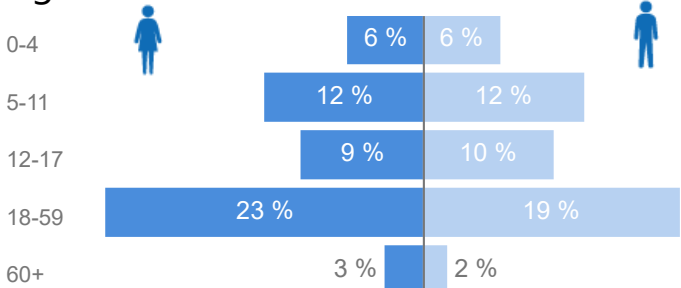
## Zones

Level3	HHs	Individuals
Morobi	8,543	36,056
Dongo West	6,349	25,635
Chinyi	4,938	20,182
Basecamp Ibakwe	3,341	15,718
Dongo East	3,078	12,974
Belemaling	2,400	10,632
Budri	1,839	7,310
Ranch 1	2	10

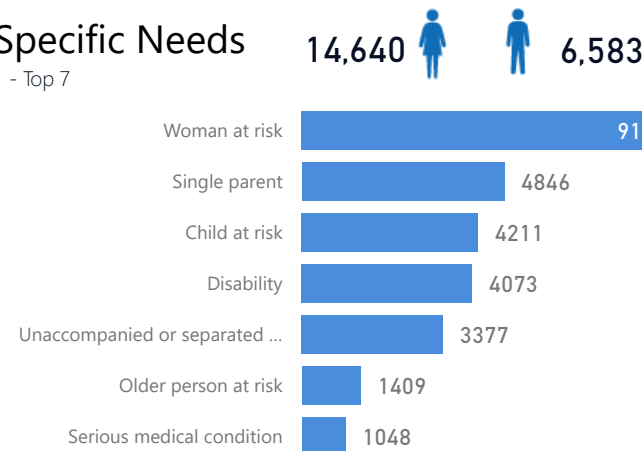
## Country of Origin

Country of Origin	Total
South Sudan	122,122
Democratic Republic of the Congo	42
Sudan	34
Rwanda	3
Eritrea	2
Congo, Republic of the	1
Somalia	1

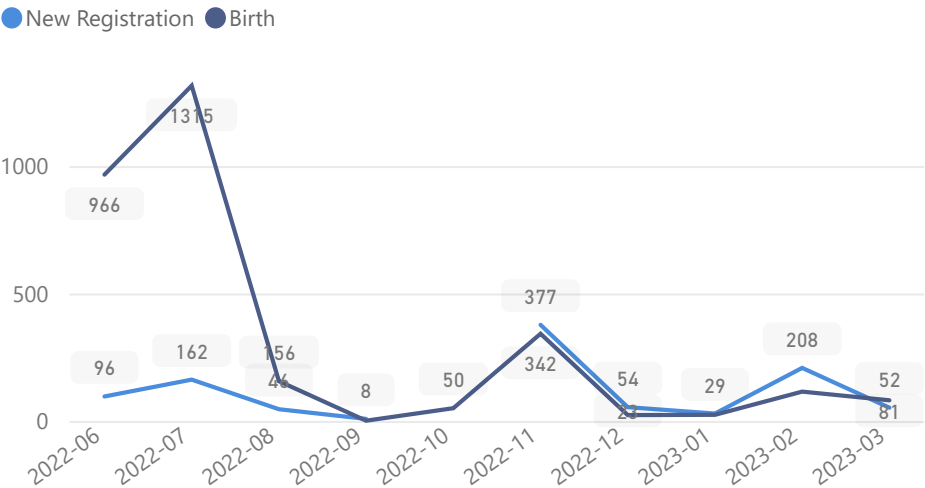
## Age & Gender Breakdown



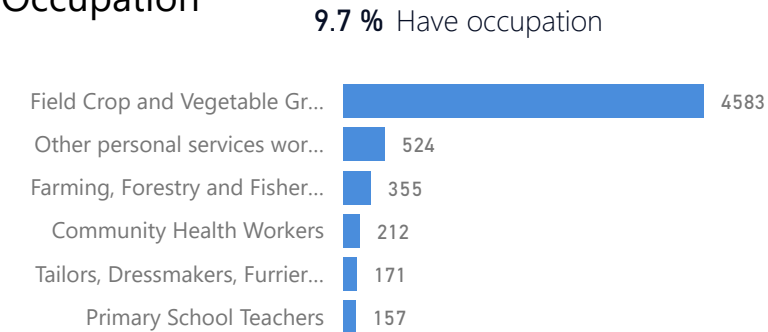
## Specific Needs



## New Registration by Month

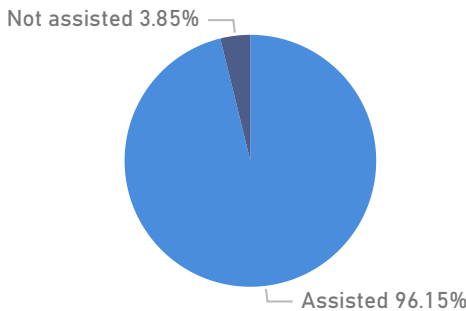


## Occupation



\* Age is between 18 - 59 years for Occupation

## Assistance Status



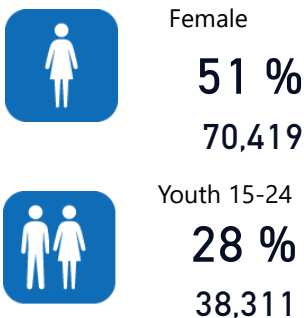
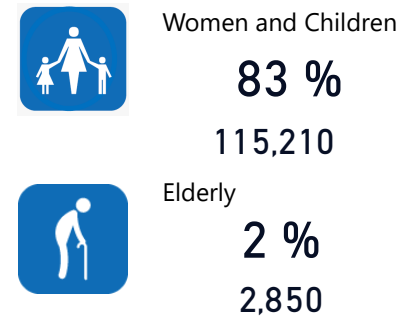
# Uganda - Refugee Statistics March 2023 - Rhino

Total Population  
**138,968**

Total Households  
**25,317**

Total Refugees  
**138,965**

Total Asylum-Seekers  
**3**



## Zones

Level3	HHs	Individuals
Zone Vii	12,250	42,082
Zone Vi	6,665	28,247
Zone Ii	3,732	15,894
Zone I	2,685	15,514
Zone V	2,193	14,783
Zone Iv	2,420	10,447
Zone Iii	1,003	4,806

## Country of Origin

Country of Origin	Total
South Sudan	134,043
Democratic Republic of the Congo	4,092
Sudan	761
Rwanda	34
Burundi	10
Kenya	8
Central African Republic	7
Eritrea	6
Congo, Republic of the	3
Ethiopia	3

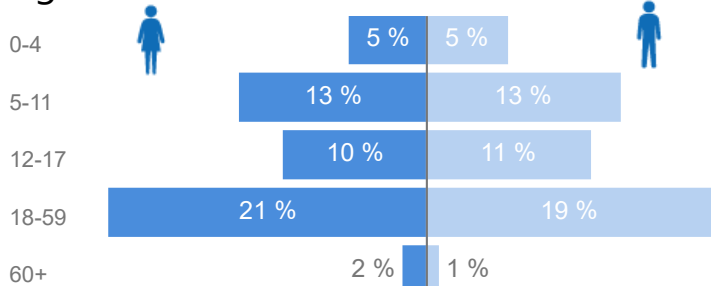
## Occupation

12.8 % Have occupation

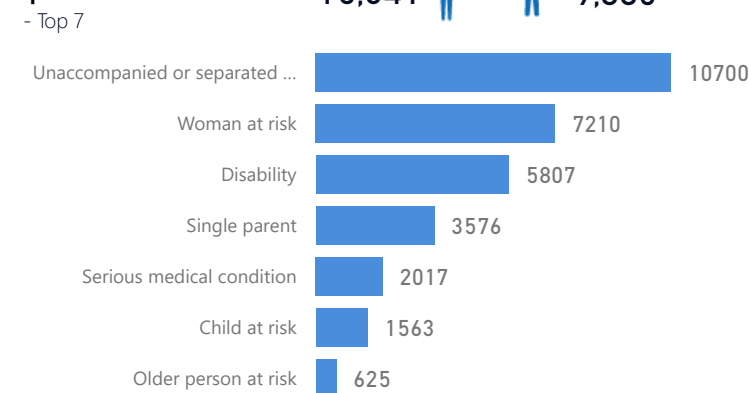
Field Crop and Vegetable Gr...	4842
Other personal services wor...	699
Mixed Crop and Livestock F...	636
Farming, Forestry and Fisher...	529
Tailors, Dressmakers, Furrier...	260
Community Health Workers	249

\* Age is between 18 - 59 years for Occupation

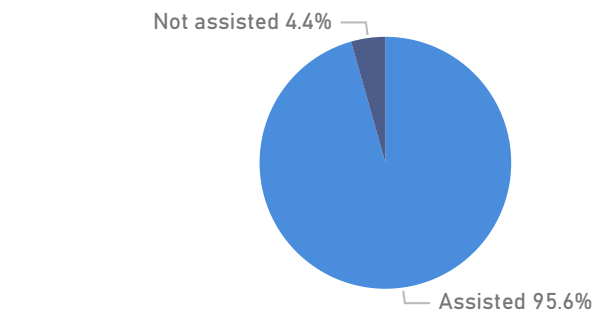
## Age & Gender Breakdown



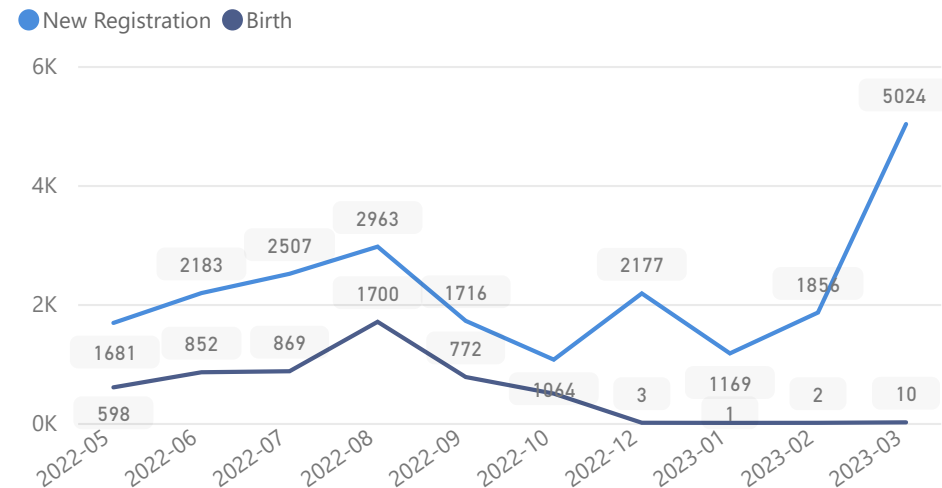
## Specific Needs



## Assistance Status



## New Registration by Month



# Uganda - Refugee Statistics March 2023 - Rwamwanja

Total Population

**90,445**

Total Households

**21,197**

Total Refugees

**90,372**

Total Asylum-Seekers

**73**



Women and Children

**82 %**

**74,153**



Elderly

**3 %**

**2,287**



Female

**52 %**

**46,645**

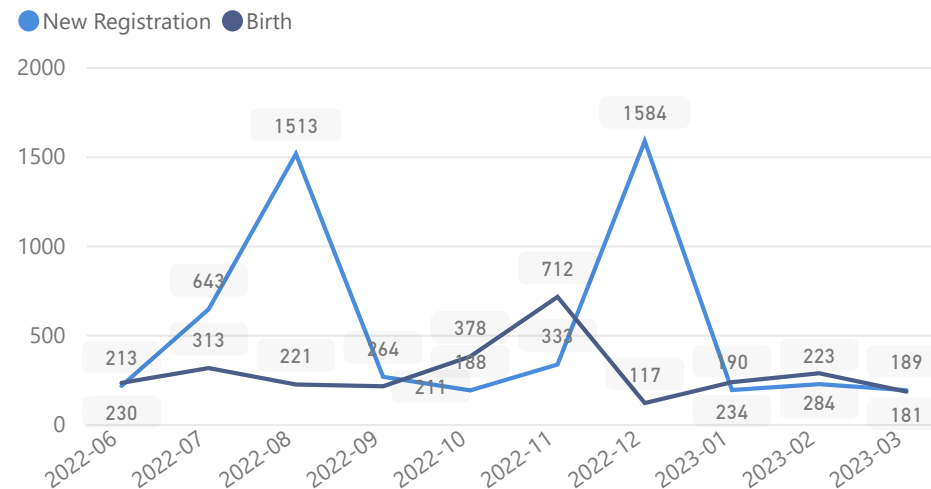


Youth 15-24

**19 %**

**16,805**

## New Registration by Month



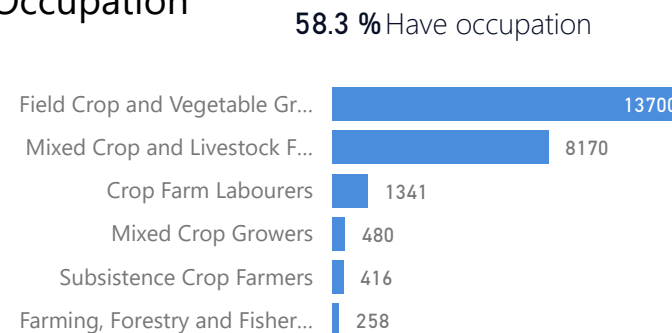
## Zones

Level3	HHs	Individuals
Kyempango	4,977	21,419
Kaihora	2,473	11,341
Mahani	2,739	10,566
Nkoma	2,022	8,601
Ntenungi	1,911	8,294
Base Camp	1,991	7,628
Mahiga	1,133	4,318
Kikuura	640	2,648
Waijagahe	501	2,130
Buguta	380	1,524

## Country of Origin

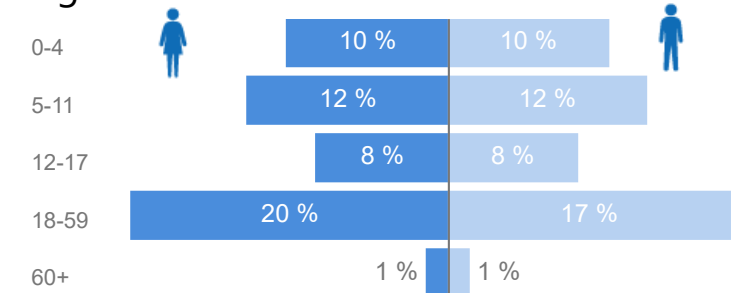
Country of Origin	Total
Democratic Republic of the Congo	90,094
Rwanda	160
South Sudan	109

## Occupation



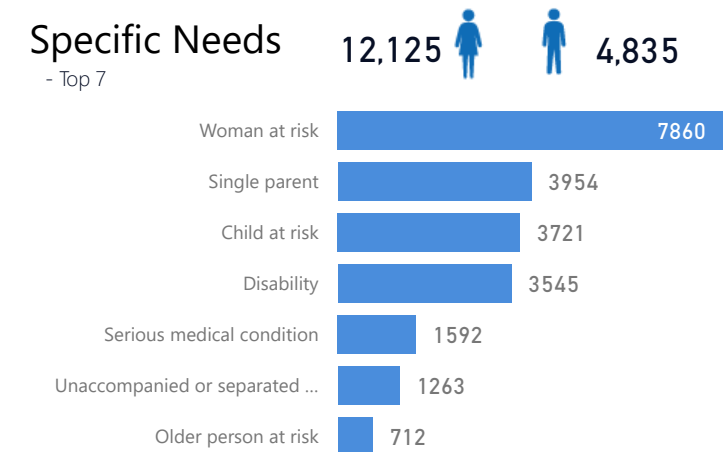
\* Age is between 18 - 59 years for Occupation

## Age & Gender Breakdown



## Specific Needs

- Top 7



## Assistance Status

