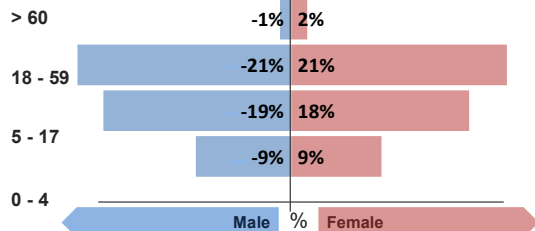


Refugee population

Total refugee population:

78,933

Demographic breakdown:



Key facts

Camp opened:
July 2012

Indicators at a glance

1	Health utilisation rate	3.1	✓
2	Number of consultations per clinician per day	41	✓
3	Referral rate (/1,000/month)	4.7	
4	Crude Mortality Rate (CMR) (/1000/month)	0.2	✓
5	Under-five Mortality Rate (U5MR) (/1000/month)	0.1	✓
6	Neonatal Mortality Rate (NNMR) (/1000 livebirths)	10.1	✓

Notes

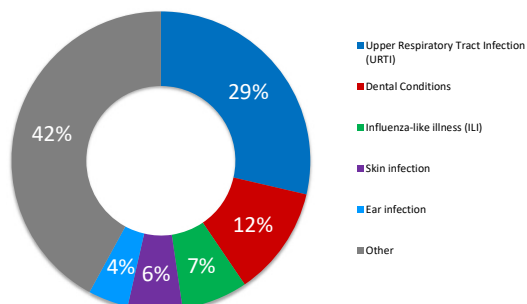
This public health profile for Za'atri refugee camp is compiled from health facility data from the following partners:

- IMC Clinic
- IMC ER Center
- JHAS/UNFPA Clinic
- Qatari Clinic
- Saudi Clinic
- IRC Clinic
- AMR Comprehensive Center
- AMR Maternity Center
- SAMS Clinic
- MSF COVID-19 Treatment Center

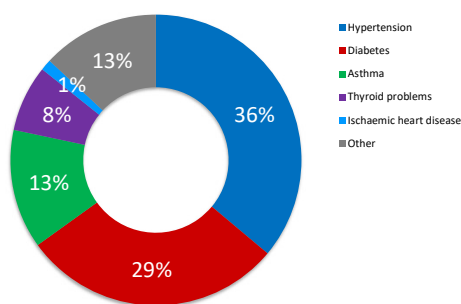
Data is collected using standardised Health Information System (HIS) data collection and

Morbidity

Acute health conditions (%)



Chronic health conditions (%)



Top 5 acute health conditions

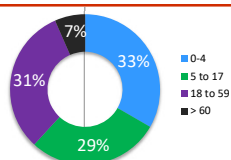
	% morbidity	# of cases
1 Upper Respiratory Tract Infection (URTI)	29%	12,697
2 Dental Conditions	12%	5,279
3 Influenza-like illness (ILI)	7%	3,185
4 Skin infection	6%	2,612
5 Ear infection	4%	1,929
- Other	42%	18,670

Top 5 chronic health conditions

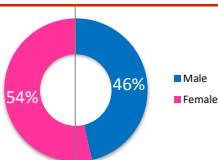
	% morbidity	# of cases
1 Hypertension	36%	2,987
2 Diabetes	29%	2,402
3 Asthma	13%	1,096
4 Thyroid problems	7%	612
5 Ischaemic heart disease	1%	104
- Other	13%	1,079

Breakdown of acute health conditions

by age

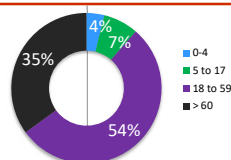


by gender

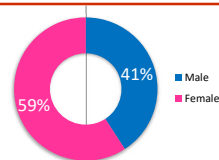


Breakdown of chronic health conditions

by age



by gender



Public Health

Health Impact

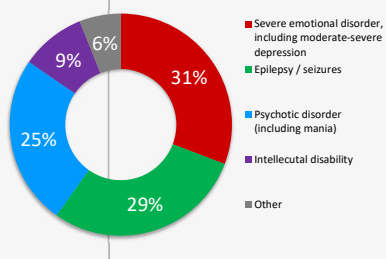
Indicator	Standard	
Crude Mortality Rate (CMR) (/1,000/month)	0.2	< 0.51 ✓
Under-five Mortality Rate (U5MR) (/1,000/month)	0.1	< 1.5 ✓
Neonatal Mortality Rate (NNMR) (/1,000 livebirths)	10.1	< 14.9 ✓

Access and utilization

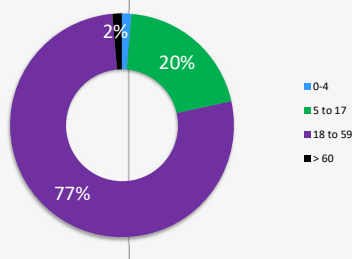
No. of health facilities	1 : 9836	1 : < 10,000 ✓
Total number of consultations	60,416	
Health utilisation rate	3.1	1 - 4 ✓
No. of consultations per trained clinician per day	41	< 50 ✓

Breakdown of mental health conditions

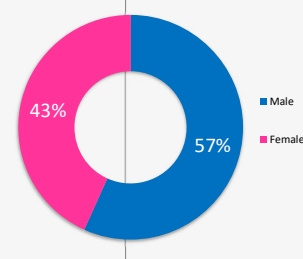
By cause



By age

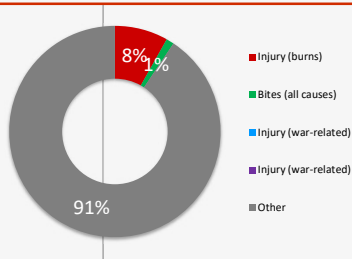


By gender

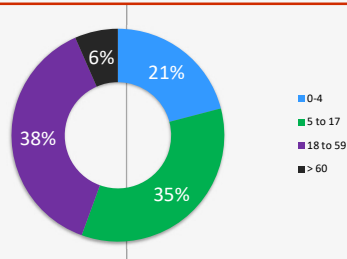


Breakdown of injuries

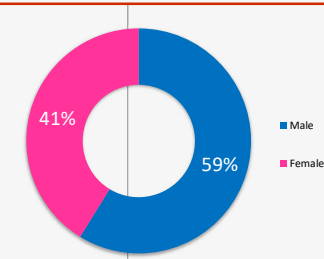
By cause



By age



By gender



In-patient and referral

In-patient department

Indicator	Standard	
Hospitalisation rate (/1000/year)	29.8	50 - 150 ✓
Bed occupancy rate	51%	> 75% ✗
Mean length of stay for authorised discharges (days)	1.7	

Indicator

Standard

Overall case fatality rate

0%

Proportion of deaths within 24 hours of admission

Reproductive Health

Antenatal care

Indicator	Standard	
Coverage of antenatal care (4 or more visits)	100%	≥ 90% ✓
Coverage of TT vaccination	98%	≥ 90% ✓
Coverage of anaemia screening in pregnancy	100%	≥ 90% ✓

Delivery care

Proportion of deliveries attended by skilled personnel	100%	≥ 90% ✓
Proportion of deliveries performed by caesarean section	41%	5 - 15% ✗
Proportion of low birth weight deliveries (<2500g)	0.0%	< 15% ✓

Maternal mortality

Number of maternal deaths reported	0	
% of maternal deaths investigated	0%	100%

Postnatal care

Indicator	Standard	
Coverage of postnatal care	95%	≥ 90% ✓

Sexual and Gender-based Violence

Incidence of rape (reported cases/10,000/year)*	2.0	^
% of rape survivors who received PEP** < 72 hours	50%	100% ^
% of rape survivors who received ECP*** < 120 hours	1.0	100% ^
% of rape survivors who received STI**** prophylaxis < 2 wks	100%	100% ^

*Only includes rapes reported at health facilities **Post-exposure prophylaxis ***Emergency contraceptive pill ****Sexually transmitted infection



View interactive maps and statistics online
<http://twine.unhcr.org>

Legend:

- Standard met
- Standard borderline
- Interpret data with care
- Data missing
- Standard not met

