

PEOPLE TARGETED IN 2021

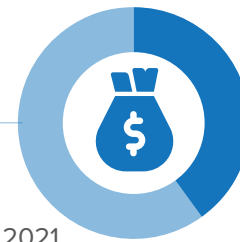
Internally Displaced Persons	600,000
Refugees & Asylum-seekers	80,000
Returnees	65,000

FUNDING SITUATION*

\$97.7M requested

\$58.9M
60% unmet

\$38.8M
40% received



*Funding as of 2 July 2021.

BENEFICIARIES REACHED

652,192 individuals supported by UNHCR from Jan - June 2021

49% children

of the individuals reached are boys and girls

BENEFICIARIES BY STATUS

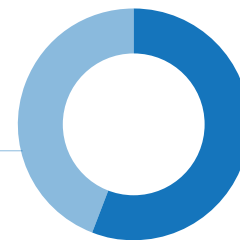
Internally Displaced Persons	327,611
Host Community	201,507
Refugees and Asylum-seekers*	72,999
IDP Returnees	33,065
Refugee Returnees	16,795
Stakeholders	215

BENEFICIARIES BY DEMOGRAPHICS

Girls	Boys	Women	Men	Elderly Women	Elderly Men
174,904	144,959	162,743	117,339	29,703	22,544



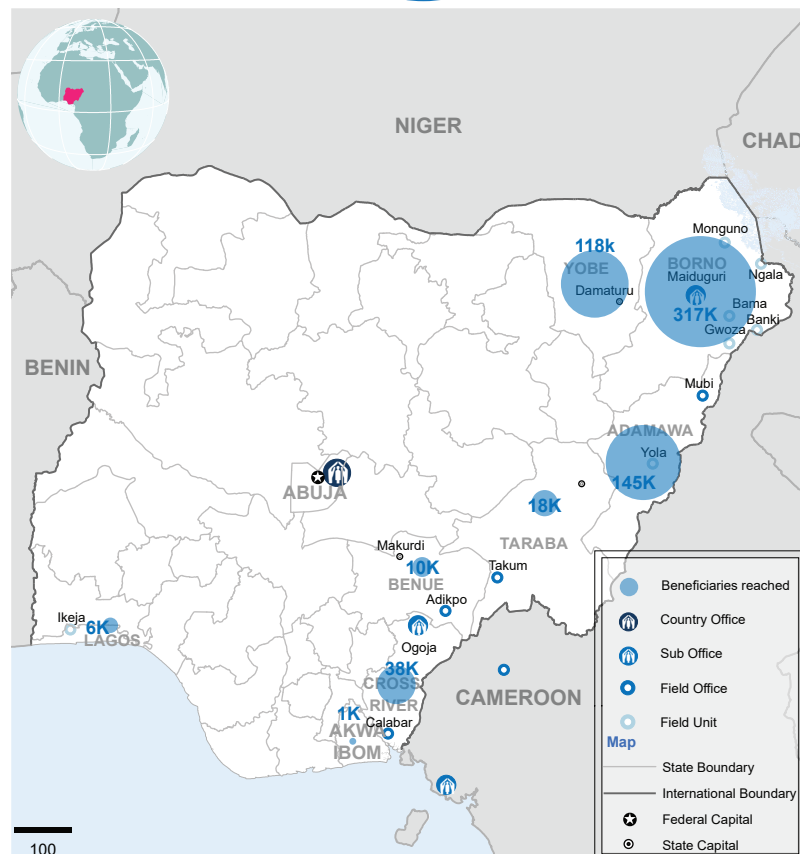
44%
Male



56%
Female

BENEFICIARIES BY ACTIVITY¹

Protection Services	381,944
CCCM	293,968
Vulnerability Screening	77,318
Registration - Refugees & Asylum-seekers*	72,999
Non food-items	27,319
Shelter	26,229
COVID-19 Flow Monitoring	12,427
Registration - Spontaneous Returnees	7,640
Voluntary Repatriation	3,880
Livelihoods	1,038



1.Data on activities should not be added as some interventions are provided to the same beneficiaries.

2.Including awareness raising, counselling, documentation, protection monitoring, referrals, SGBV and trainings.

* Registration as of May 2021 due to ongoing migration to ProGres V4

Disclaimer: The boundaries and names shown and the designations used on this map do not imply official endorsement or acceptance by the United Nations.

Updated: 19 July 2021 Sources: OSGOF, UNHCR Feedback:nigabim@unhcr.org