

Active Registered Persons Of Concern

21,611


21,610
100.0%

1
0.0%

964
4.5%

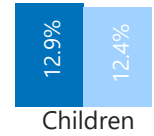
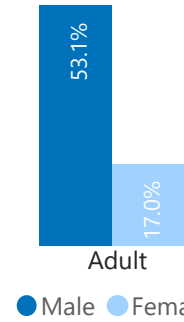
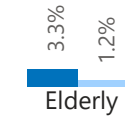
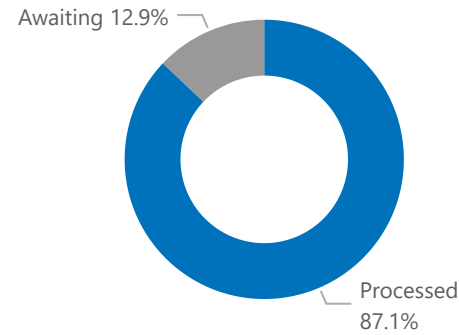
15,159
70.1%

5,488
25.4%

Age and Gender

Gender	0-4	5-11	12-17	18-35	36-59	60+
Female	1,023	983	684	2,287	1,392	251
Male	1,057	1,032	709	6,952	4,528	713
Total	2,080	2,015	1,393	9,239	5,920	964
	9.6%	9.3%	6.4%	42.8%	27.4%	4.5%

Biometric Statistics



Origin Country

SOM	697	3.2%
other	1,451	6.7%
SUD	6,016	27.8%
YEM	13,447	62.2%

Specific Needs

Serious medical condition	3,524	0.5%
Disability	1,366	0.2%
Specific legal and physical protection needs	882	0.1%
Woman at risk	560	0.1%
Child at risk	327	0.0%
Single parent	287	0.0%
Older person at risk	123	0.0%
Unaccompanied or separated child	40	0.0%

* An individual can have mre than one specific need

Individuals with Specific Needs	5,132	0.7%
---------------------------------	-------	------

Registration Trend

Pre - 2011	8,235	0.6%
2011	857	0.1%
2012	695	0.1%
2013	2,425	0.2%
2014	2,851	0.2%
2015	4,358	0.3%
2016	3,543	0.3%
2017	5,587	0.4%
2018	8,063	0.6%
2019	1,206	0.1%
2020	425	0.0%
2021	418	0.0%

Registration Trend Quarterly

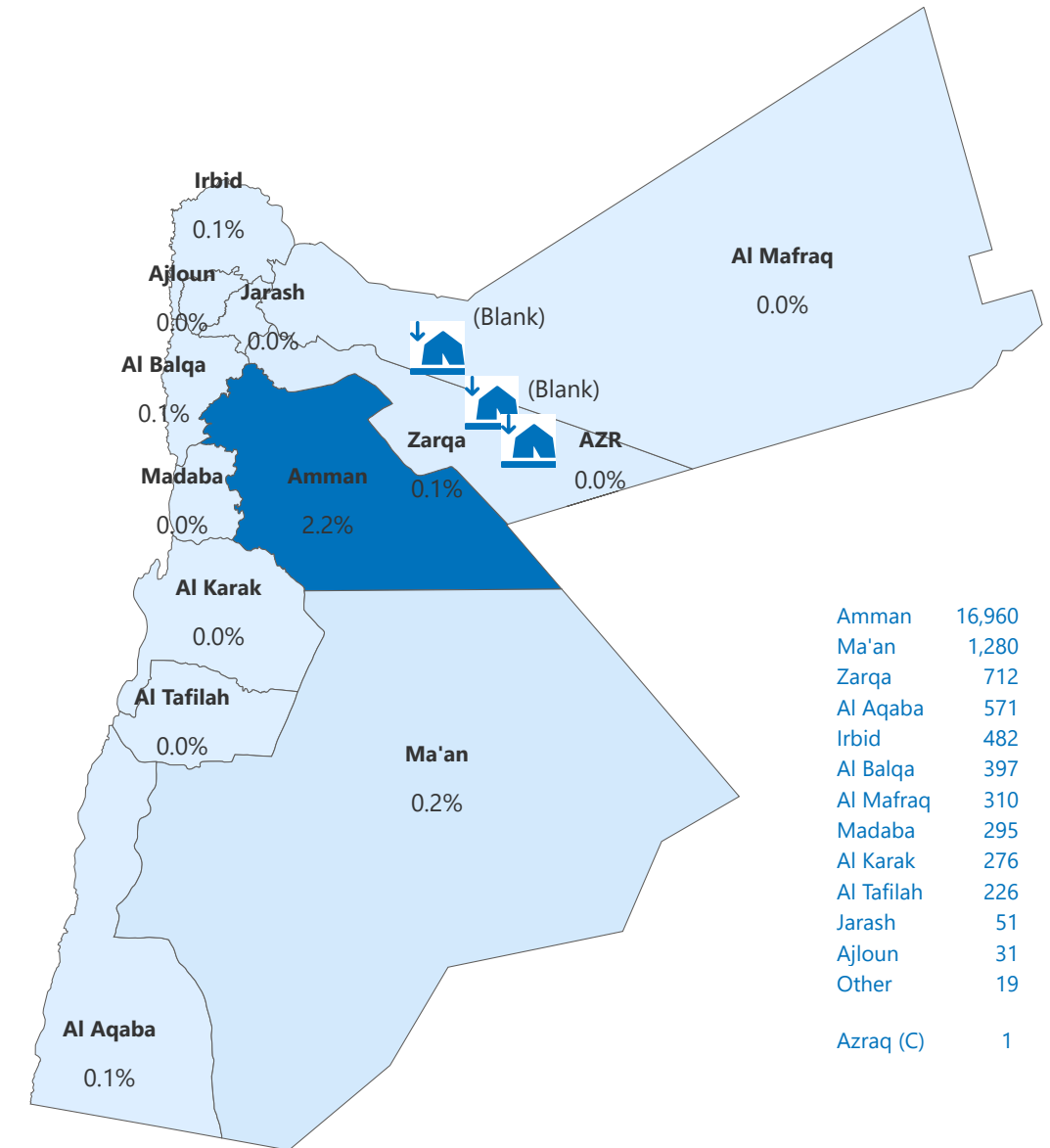
● Arrival ● Registered



Year of Arrival

Pre 2011	1,590	8.3%
2011	540	2.8%
2012	1,006	5.3%
2013	2,272	11.9%
2014	1,897	9.9%
2015	3,385	17.7%
2016	1,384	7.2%
2017	1,950	10.2%
2018	5,008	26.2%
2019	98	0.5%
2020	17	0.1%
2021	0	0.0%

babies who are represented under the registration trend.



Amman	16,960
Ma'an	1,280
Zarqa	712
Al Aqaba	571
Irbid	482
Al Balqa	397
Al Mafrqa	310
Madaba	295
Al Karak	276
Al Tafilah	226
Jarash	51
Ajloun	31
Other	19
Azraq (C)	1