
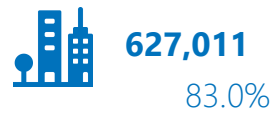


Active Registered Persons Of Concern


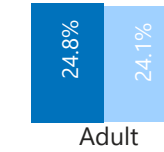
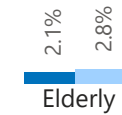
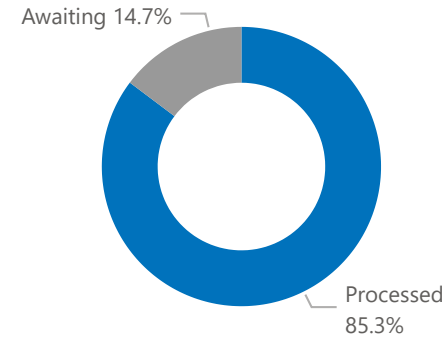
755,782



Age and Gender

Gender	0-4	5-11	12-17	18-35	36-59	60+
Male	47,045	76,925	55,316	115,883	71,734	16,045
Female	44,800	72,595	52,455	108,265	73,763	20,956
Total	91,845	149,520	107,771	224,148	145,497	37,001
	12.2%	19.8%	14.3%	29.7%	19.3%	4.9%

Biometric Statistics



Origin Country

SOM	696	0.1%
other	1,449	0.2%
SUD	6,021	0.8%
YEM	13,580	1.8%
IRQ	66,706	8.8%
SYR	667,330	88.3%

Specific Needs

Serious medical condition	83,180	11.0%
Specific legal and physical protection needs	36,991	4.9%
Disability	32,169	4.3%
Child at risk	30,432	4.0%
Single parent	17,723	2.3%
Woman at risk	14,458	1.9%
Older person at risk	7,296	1.0%
Unaccompanied or separated child	2,531	0.3%

Year of Arrival

Pre 2011	25,562	4.2%
2011	23,997	3.9%
2012	151,635	24.8%
2013	252,661	41.3%
2014	76,464	12.5%
2015	24,832	4.1%
2016	33,939	5.5%
2017	10,401	1.7%
2018	9,860	1.6%
2019	1,744	0.3%
2020	556	0.1%
2021	10	0.0%

babies who are represented under the registration trend.

Registration Trend

Pre - 2011	142,896	10.5%
2011	10,988	0.8%
2012	135,616	10.0%
2013	674,686	49.6%
2014	145,647	10.7%
2015	55,248	4.1%
2016	67,720	5.0%
2017	41,336	3.0%
2018	38,812	2.9%
2019	23,925	1.8%
2020	13,832	1.0%
2021	8,231	0.6%

* An individual can have mre than one specific need

Individuals with Specific Needs	162,075	21.4%
---------------------------------	---------	-------

Registration Trend Quarterly

